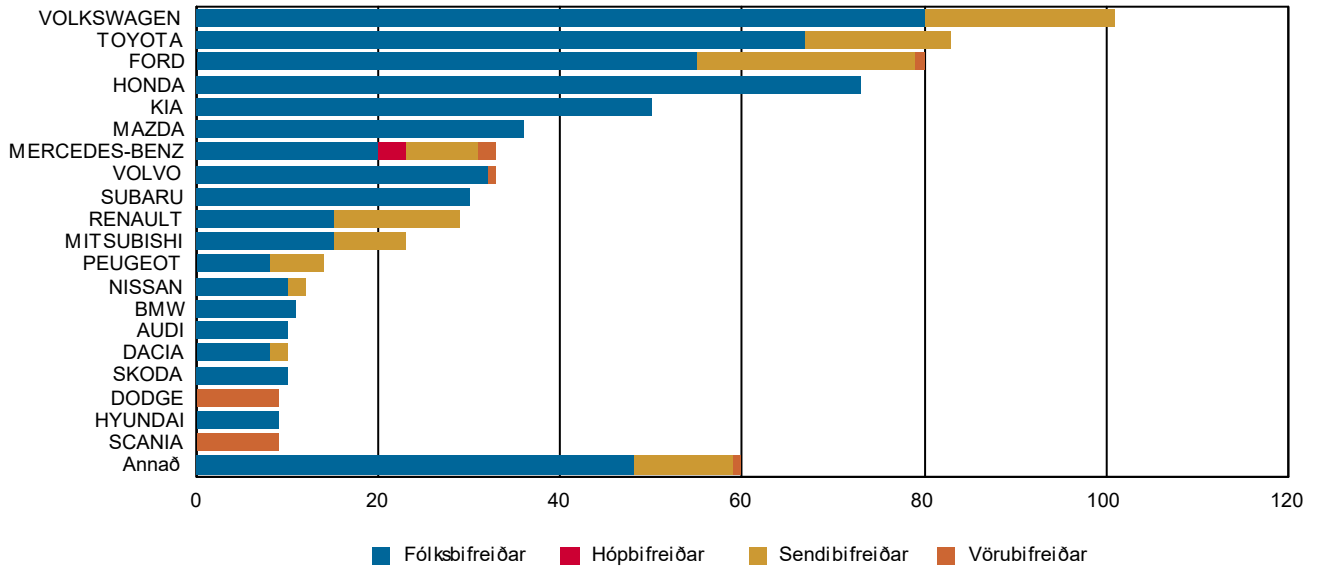


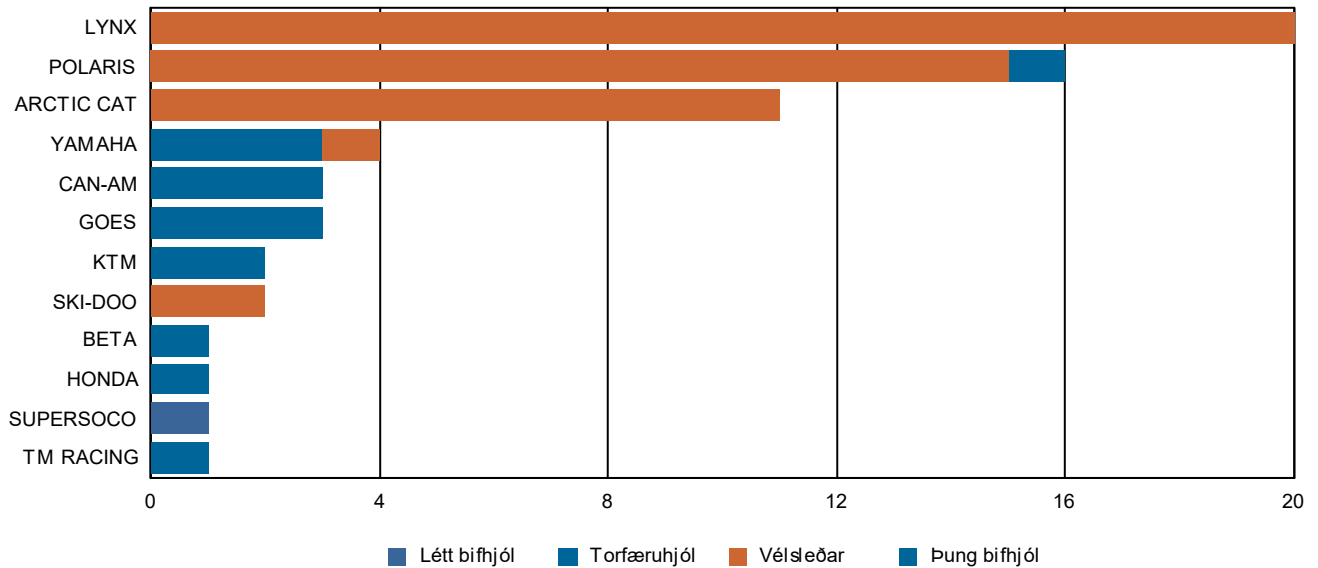
Nýskráning nýrra ökutæki eftir tegund

Tímabil: 1.12.2019 - 31.12.2019

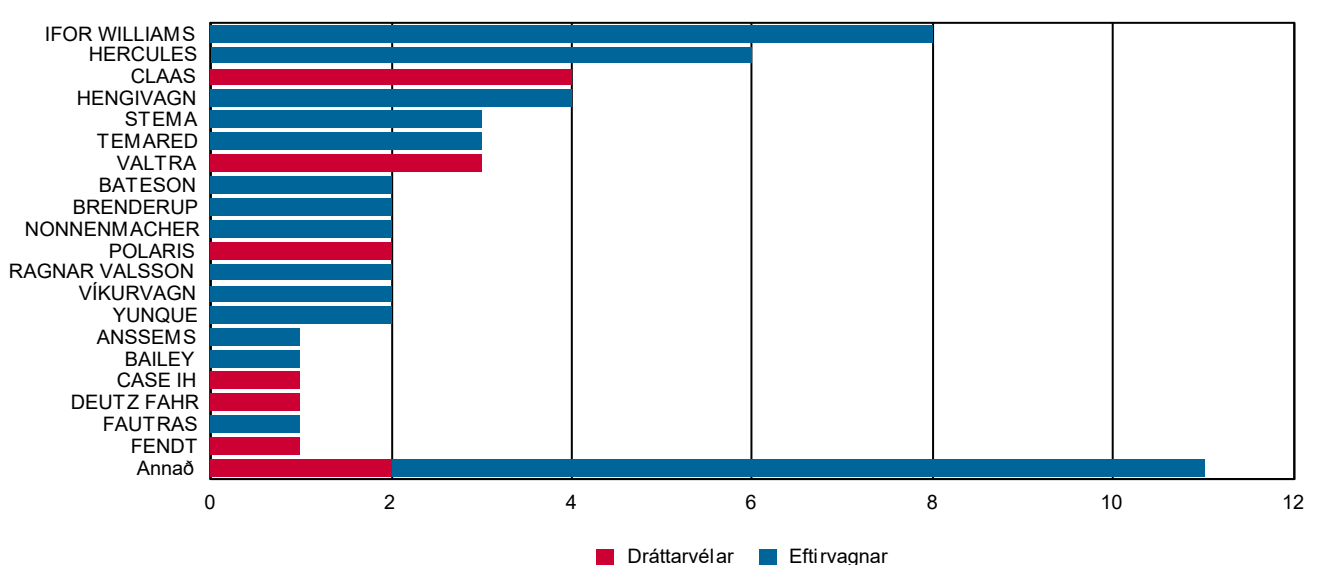
Topp 20



Topp 20



Topp 20

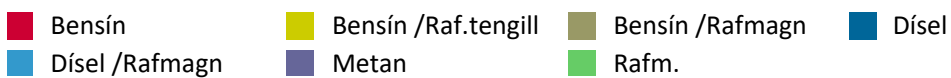
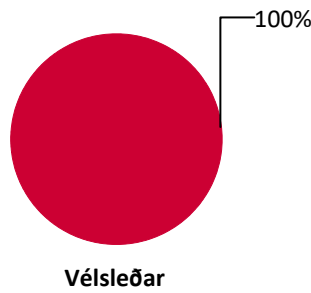
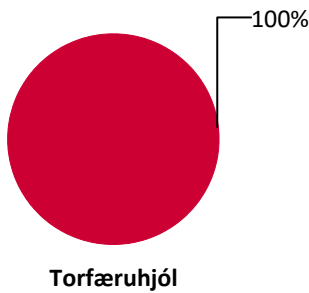
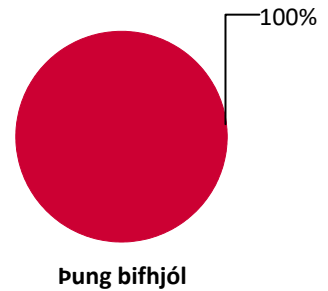
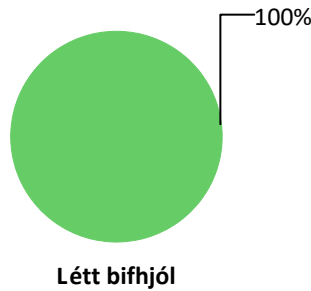
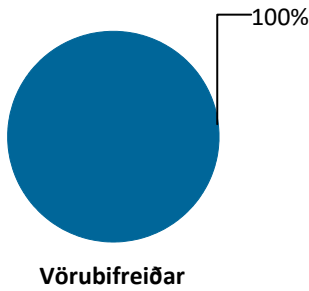
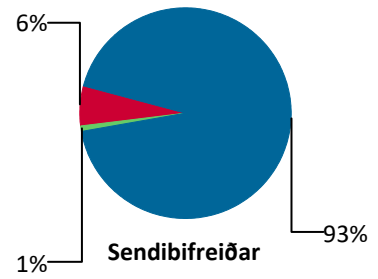
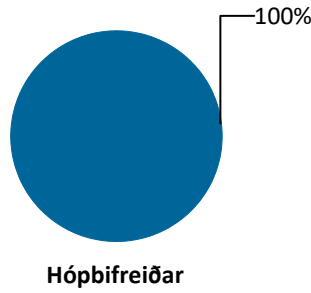
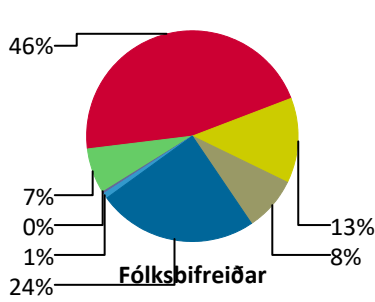
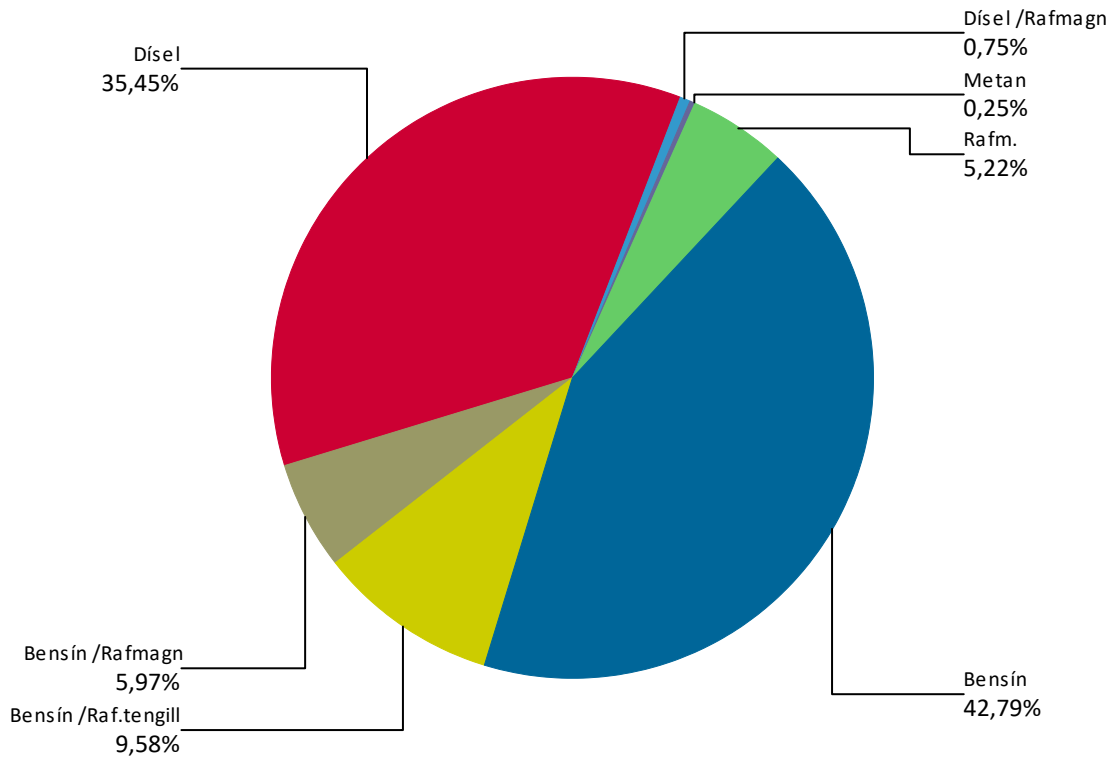


	Fólksbifreiðar	Hópbifreiðar	Sendibifreiðar	Vörubifreiðar	Alls
AUDI	10	0	0	0	10
BMW	11	0	0	0	11
BMW I	7	0	0	0	7
CITROEN	5	0	1	0	6
DACIA	8	0	2	0	10
DODGE	0	0	0	9	9
FIAT	2	0	3	0	5
FORD	55	0	24	1	80
HONDA	73	0	0	0	73
HYUNDAI	9	0	0	0	9
ISUZU	0	0	3	0	3
JAGUAR	3	0	0	0	3
JEEP	3	0	0	0	3
KIA	50	0	0	0	50
LAND ROVER	5	0	0	0	5
LEXUS	2	0	0	0	2
MAN	0	0	3	1	4
MAZDA	36	0	0	0	36
MERCEDES-BENZ	20	3	8	2	33
MITSUBISHI	15	0	8	0	23
NISSAN	10	0	2	0	12
OPEL	1	0	1	0	2
PEUGEOT	8	0	6	0	14
PORSCHE	8	0	0	0	8
RENAULT	15	0	14	0	29
SCANIA	0	0	0	9	9
SKODA	10	0	0	0	10
SSANGYONG	5	0	0	0	5
SUBARU	30	0	0	0	30
SUZUKI	7	0	0	0	7
TOYOTA	67	0	16	0	83
VOLKSWAGEN	80	0	21	0	101
VOLVO	32	0	0	1	33
Alls	587	3	112	23	725
	Létt bifhjól	Þung bifhjól	Torfæruhjól	Vélsleðar	Alls
ARCTIC CAT	0	0	0	11	11
BETA	0	1	0	0	1
CAN-AM	0	0	3	0	3
GOES	0	3	0	0	3
HONDA	0	1	0	0	1
KTM	0	0	2	0	2
LYNX	0	0	0	20	20
POLARIS	0	1	0	15	16
SKI-DOO	0	0	0	2	2
SUPERSOCO	1	0	0	0	1
TM RACING	0	0	1	0	1
YAMAHA	0	0	3	1	4
Alls	1	6	9	49	65
	Dráttarvélar	Eftirvagnar	Alls		
ANSSEMS	0	1	1		
BAILEY	0	1	1		
BATESON	0	2	2		
BRENDERUP	0	2	2		

	Dráttarvélar	Eftirvagnar	Alls
CASE IH	1	0	1
CLAAS	4	0	4
DEUTZ FAHR	1	0	1
FAUTRAS	0	1	1
FENDT	1	0	1
HATTAT	1	0	1
HENGIVAGN	0	4	4
HERCULES	0	6	6
HERMIO PRIEKABOS	0	1	1
HESTAKERRA	0	1	1
HUMBAUR	0	1	1
IFOR WILLIAMS	0	8	8
JOHN DEERE	1	0	1
JOSKIN	0	1	1
JUNKKARI	0	1	1
LOAD RITE	0	1	1
LST SAILIÖT OY	0	1	1
NONNENMACHER	0	2	2
NUGENT	0	1	1
POLARIS	2	0	2
RAGNAR VALSSON	0	2	2
STEMA	0	3	3
TAURIGA	0	1	1
TEMARED	0	3	3
VALTRA	3	0	3
VÍKURVAGN	0	2	2
YUNQUE	0	2	2
Alls	14	48	62

Nýskráning nýrra ökutækja eftir orkugjafa

Dagsetning: 1.12.2019 - 31.12.2019



Fólksbifreiðar

	Bensín	Bensín /Raf.ten/Rafmag	Bensín	Dísel	Metan	Rafm.	Dísel /Rafmag	Alls
AUDI	0	4	0	0	0	6	0	10
BMW	1	1	0	9	0	0	0	11
BMW I	0	0	0	0	0	7	0	7
CITROEN	5	0	0	0	0	0	0	5
DACIA	2	0	0	6	0	0	0	8
FIAT	2	0	0	0	0	0	0	2
FORD	28	0	0	27	0	0	0	55
HONDA	66	0	7	0	0	0	0	73
HYUNDAI	1	0	0	5	0	3	0	9
JAGUAR	0	0	0	1	0	2	0	3
JEEP	0	0	0	3	0	0	0	3
KIA	14	8	0	21	0	6	1	50
LAND ROVER	0	2	0	3	0	0	0	5
LEXUS	0	0	2	0	0	0	0	2
MAZDA	28	0	8	0	0	0	0	36
MERCEDES-BENZ	0	0	2	10	0	8	0	20
MITSUBISHI	0	15	0	0	0	0	0	15
NISSAN	3	0	0	3	0	4	0	10
OPEL	0	0	0	0	0	1	0	1
PEUGEOT	5	0	0	3	0	0	0	8
PORSCHE	6	2	0	0	0	0	0	8
RENAULT	2	0	0	13	0	0	0	15
SKODA	1	0	0	8	1	0	0	10
SSANGYONG	0	0	0	5	0	0	0	5
SUBARU	30	0	0	0	0	0	0	30
SUZUKI	7	0	0	0	0	0	0	7
TOYOTA	31	0	29	7	0	0	0	67
VOLKSWAGEN	39	31	0	6	1	3	0	80
VOLVO	0	14	0	13	0	0	5	32
Alls	271	77	48	143	2	40	6	587

Hópbifreiðar

	Dísel	Alls
MERCEDES-BENZ	3	3
Alls	3	3

Sendibifreiðar

	Bensín	Dísel	Rafm.	Alls
CITROEN	0	1	0	1
DACIA	0	2	0	2
FIAT	1	2	0	3
FORD	2	22	0	24
ISUZU	0	3	0	3
MAN	0	3	0	3
MERCEDES-BENZ	0	8	0	8
MITSUBISHI	0	8	0	8
NISSAN	0	1	1	2
OPEL	0	1	0	1
PEUGEOT	0	6	0	6

	Bensín	Dísel	Rafm.	Alls
RENAULT	0	14	0	14
TOYOTA	0	16	0	16
VOLKSWAGEN	4	17	0	21
Alls	7	104	1	112

Vörubifreiðar

	Dísel	Alls
DODGE	9	9
FORD	1	1
MAN	1	1
MERCEDES-BENZ	2	2
SCANIA	9	9
VOLVO	1	1
Alls	23	23

Létt bifhjól

	Rafm.	Alls
SUPERSOCO	1	1
Alls	1	1

Pung bifhjól

	Bensín	Alls
BETA	1	1
GOES	3	3
HONDA	1	1
POLARIS	1	1
Alls	6	6

Torfæruhjól

	Bensín	Alls
CAN-AM	3	3
KTM	2	2
TM RACING	1	1
YAMAHA	3	3
Alls	9	9

Vélsleðar

	Bensín	Alls
ARCTIC CAT	11	11
LYNX	20	20
POLARIS	15	15
SKI-DOO	2	2
YAMAHA	1	1
Alls	49	49

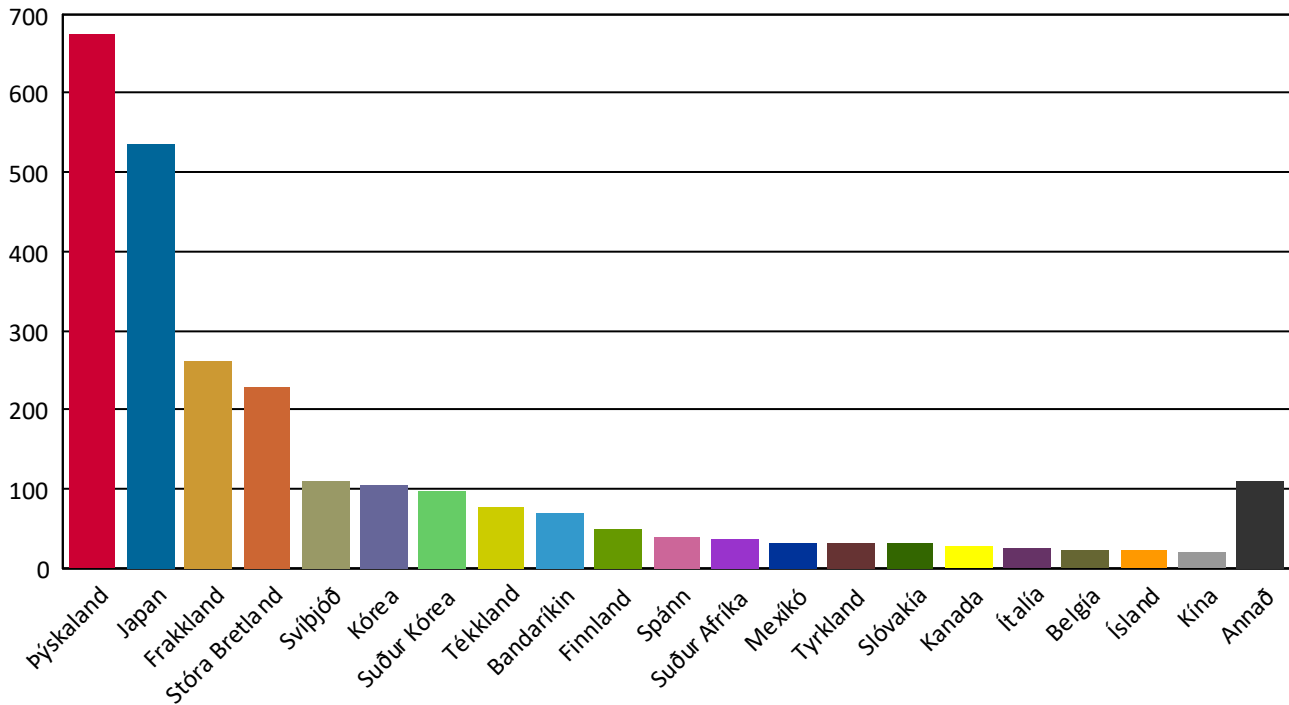
Dráttarvélar

	Bensín	Dísel	Alls
CASE IH	0	1	1
CLAAS	0	4	4
DEUTZ FAHR	0	1	1
FENDT	0	1	1
HATTAT	0	1	1
JOHN DEERE	0	1	1
POLARIS	2	0	2
VALTRA	0	3	3
Alls	2	12	14

Nýskráning nýrra ökutækja eftir framleiðslulöndum

Tímabil: 1.10.2019 - 31.12.2019

Topp 20



	Fólksbifreiðar	Hópbifreiðar	Sendibifreiðar	Vörubifreiðar	Alls
Ástralía	0	0	12	0	12
Bandaríkin	20	0	1	3	24
Belgía	16	0	5	0	21
Frakkland	205	0	48	0	253
Holland	0	5	0	0	5
Indland	2	0	0	0	2
Írland	9	0	0	0	9
Ítalía	3	0	11	3	17
Japan	522	0	3	0	525
Kanada	0	0	0	21	21
Kórea	105	0	0	0	105
Rúmenía	4	0	15	0	19
Slóvakía	33	0	0	0	33
Spánn	9	0	29	0	38
Stóra Bretland	176	0	0	0	176
Suður Afríka	0	0	39	0	39
Suður Kórea	99	0	0	0	99
Sviss	1	0	0	0	1
Svíþjóð	87	0	0	24	111
Taíland	0	0	17	0	17
Tékkland	77	0	1	0	78
Tyrkland	32	0	0	0	32
Ungverjaland	7	0	0	0	7
Þýskaland	477	19	137	15	648
Alls	1.884	24	318	66	2.292
	Létt bifhjól	Pung bifhjól	Torfæruhjól	Vélsleðar	Alls
Austurríki	0	2	2	0	4
Bandaríkin	0	1	8	24	33
Finnland	0	0	0	39	39
Indland	0	2	0	0	2

	Létt bifhjól	Pung bifhjól	Torfæruhjól	Vélsleðar	Alls
Ítalía	0	1	2	0	3
Japan	2	4	4	0	10
Kanada	0	0	0	3	3
Kína	0	11	4	0	15
Mexíkó	0	0	6	0	6
Óþekkt land	1	0	0	0	1
Spánn	0	1	0	0	1
Stóra Bretland	0	0	0	27	27
Taiwan	0	0	4	0	4
Alls	3	22	30	93	148

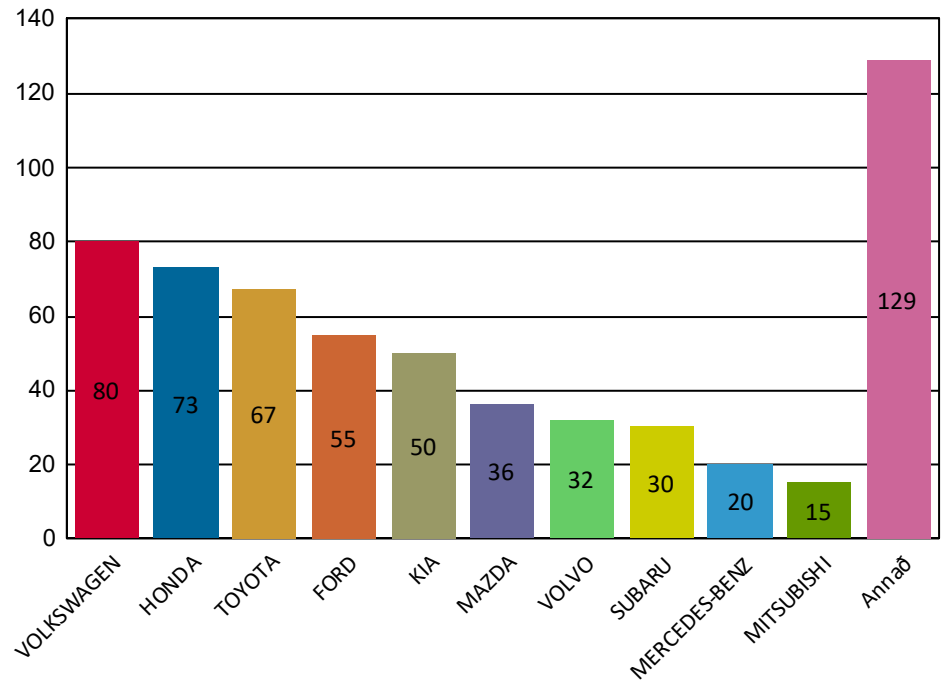
	Dráttarvélur	Eftirvagnar	Ferðavagnar	Alls
Bandaríkin	4	9	0	13
Belgía	0	1	0	1
Danmörk	0	8	0	8
Finnland	5	7	0	12
Frakkland	7	1	0	8
Holland	2	1	1	4
Indland	1	0	0	1
Írland	0	1	0	1
Ísland	0	22	0	22
Ítalía	5	0	0	5
Kanada	3	0	0	3
Kína	3	1	0	4
Litháen	0	5	0	5
Mexíkó	28	0	0	28
Noregur	0	1	0	1
Pólland	0	7	0	7
Slóvenía	0	1	0	1
Spánn	0	2	0	2
Stóra Bretland	2	25	0	27
Svíþjóð	0	1	0	1
Tékkland	0	1	0	1
Tyrkland	1	1	0	2
Þýskaland	3	22	0	25
Alls	64	117	1	182

Nýskráning nýrra ökutækja - Topp 10 fólksbifreiðar

Tímabil: 1.12.2019 - 31.12.2019

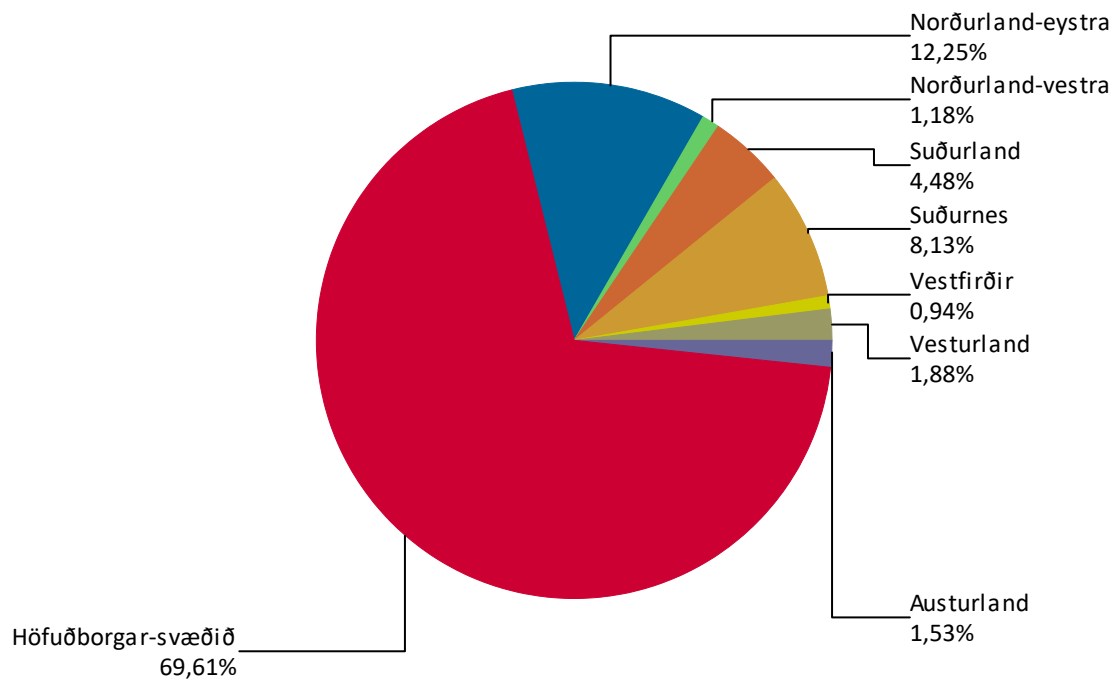
Topp 10

Fólksbifreiðar	
VOLKSWAGEN	80
HONDA	73
TOYOTA	67
FORD	55
KIA	50
MAZDA	36
VOLVO	32
SUBARU	30
MERCEDES-BENZ	20
MITSUBISHI	15



Nýskráning nýrra ökutækja eftir landshlutum

Dagsetning: 1.12.2019 - 31.12.2019



	Höfuðborgar -svæðið	Suðurnes	Vesturland	Vestfirðir	Norðurland- vestra	Norðurland- eystra	Austurland	Suðurland	Alls
Fólksbifreiðar	413	59	7	3	3	81	7	13	586
Hópbifreiðar	3	0	0	0	0	0	0	0	3
Sendibifreiðar	85	6	3	1	0	9	1	7	112
Vörubifreiðar	12	2	1	3	1	2	1	1	23
Létt bifhjól	0	0	0	0	0	0	1	0	1
Þung bifhjól	3	0	1	0	0	1	0	0	5
Torfæruhjól	4	1	0	0	0	0	0	4	9
Vélsleðar	32	0	2	1	2	9	1	2	49
Dráttarvélar	4	1	1	0	2	1	2	3	14
Eftirvagnar	35	0	1	0	2	1	0	8	47
Alls	591	69	16	8	10	104	13	38	849

	Höfuðborgar -svæðið	Suðurnes	Vesturland	Vestfirðir	Norðurland- vestra	Norðurland- eystra	Austurland	Suðurland	Alls
ANSSEMS	1	0	0	0	0	0	0	0	1
ARCTIC CAT	6	0	0	1	0	3	0	1	11
AUDI	9	0	0	0	0	0	0	1	10
BAILEY	1	0	0	0	0	0	0	0	1
BATESON	0	0	0	0	0	0	0	1	1
BETA	1	0	0	0	0	0	0	0	1
BMW	11	0	0	0	0	0	0	0	11
BMW I	5	0	0	0	0	2	0	0	7
BRENDERUP	0	0	0	0	1	0	0	1	2
CAN-AM	3	0	0	0	0	0	0	0	3
CASE IH	1	0	0	0	0	0	0	0	1
CITROEN	5	0	0	0	0	1	0	0	6
CLAAS	0	0	0	0	1	1	2	0	4
DACIA	6	0	0	1	0	0	2	1	10
DEUTZ FAHR	0	1	0	0	0	0	0	0	1
DODGE	4	2	1	0	0	1	1	0	9

Heimilt er að birta einstaka niðurstöður úr þessari skýrslu ef heimilda er getið. Ekki er heimilt að afrita skýrsluna, hvorki að hluta né í heild si

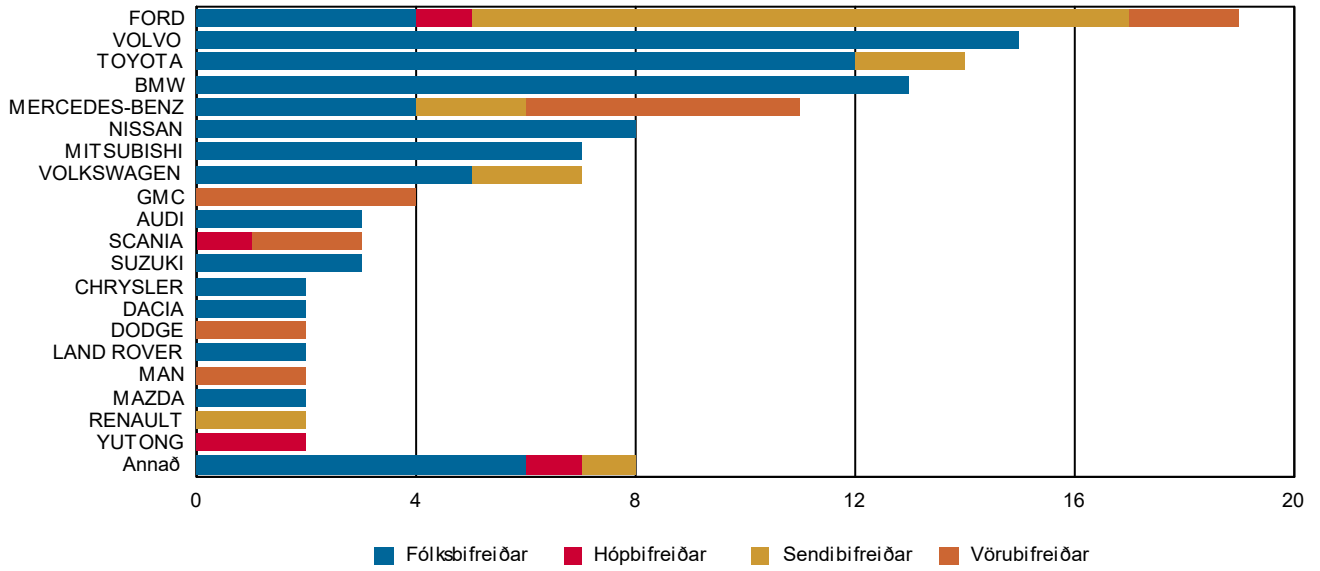
	Höfuðborgar -svæðið	Suðurnes	Vesturland	Vestfirðir	Norðurland- vestra	Norðurland- eystra	Austurland	Suðurland	Alls
FAUTRAS	0	0	0	0	0	0	0	1	1
FENDT	1	0	0	0	0	0	0	0	1
FIAT	5	0	0	0	0	0	0	0	5
FORD	77	0	0	1	0	0	1	1	80
GOES	1	0	1	0	0	1	0	0	3
HATTAT	0	0	1	0	0	0	0	0	1
HENGIVAGN	2	0	0	0	0	0	0	2	4
HERCULES	6	0	0	0	0	0	0	0	6
HERMIO PRIEKABOS	1	0	0	0	0	0	0	0	1
HESTAKERRA	1	0	0	0	0	0	0	0	1
HONDA	68	0	1	1	0	1	1	1	73
HUMBAUR	1	0	0	0	0	0	0	0	1
HYUNDAI	5	0	0	0	0	0	0	4	9
IFOR WILLIAMS	7	0	0	0	1	0	0	0	8
ISUZU	2	0	0	0	0	0	0	1	3
JAGUAR	3	0	0	0	0	0	0	0	3
JEEP	2	0	0	0	0	0	0	0	2
JOHN DEERE	0	0	0	0	0	0	0	1	1
JOSKIN	0	0	0	0	0	0	0	1	1
JUNKKARI	1	0	0	0	0	0	0	0	1
KIA	27	19	2	0	1	0	0	1	50
KTM	1	1	0	0	0	0	0	0	2
LAND ROVER	5	0	0	0	0	0	0	0	5
LEXUS	2	0	0	0	0	0	0	0	2
LOAD RITE	1	0	0	0	0	0	0	0	1
LST SAILIÖT OY	1	0	0	0	0	0	0	0	1
LYNX	20	0	0	0	0	0	0	0	20
MAN	1	0	0	0	0	1	0	2	4
MAZDA	36	0	0	0	0	0	0	0	36
MERCEDES-BENZ	27	0	1	1	0	1	1	2	33
MITSUBISHI	17	4	1	1	0	0	0	0	23
NISSAN	9	1	1	0	0	0	0	1	12
NONNENMACHER	1	0	0	0	0	0	0	1	2
NUGENT	1	0	0	0	0	0	0	0	1
OPEL	2	0	0	0	0	0	0	0	2
PEUGEOT	13	0	0	0	0	0	0	1	14
POLARIS	8	0	2	0	1	5	1	1	18
PORSCHE	8	0	0	0	0	0	0	0	8
RAGNAR VALSSON	1	0	0	0	0	1	0	0	2
RENAULT	10	5	1	0	0	13	0	0	29
SCANIA	6	0	0	1	1	1	0	0	9
SKI-DOO	1	0	0	0	1	0	0	0	2
SKODA	7	1	0	0	0	0	1	1	10
SSANGYONG	5	0	0	0	0	0	0	0	5
STEMA	1	0	1	0	0	0	0	1	3
SUBARU	3	26	1	0	0	0	0	0	30
SUPERSOCO	0	0	0	0	0	0	1	0	1
SUZUKI	3	4	0	0	0	0	0	0	7
TAURIGA	1	0	0	0	0	0	0	0	1
TEMARED	3	0	0	0	0	0	0	0	3
TM RACING	0	0	0	0	0	0	0	1	1
TOYOTA	71	3	1	0	1	6	1	0	83
VALTRA	0	0	0	0	1	0	0	2	3

	Höfuðborgar -svæðið	Suðurnes	Vesturland	Vestfirðir	Norðurland- vestra	Norðurland- eystra	Austurland	Suðurland	Alls
VÍKURVAGN	2	0	0	0	0	0	0	0	2
VOLKSWAGEN	32	2	1	0	1	61	1	3	101
VOLVO	27	0	0	1	0	4	0	1	33
YAMAHA	0	0	0	0	0	1	0	3	4
YUNQUE	2	0	0	0	0	0	0	0	2
Alls	591	69	16	8	10	104	13	38	849

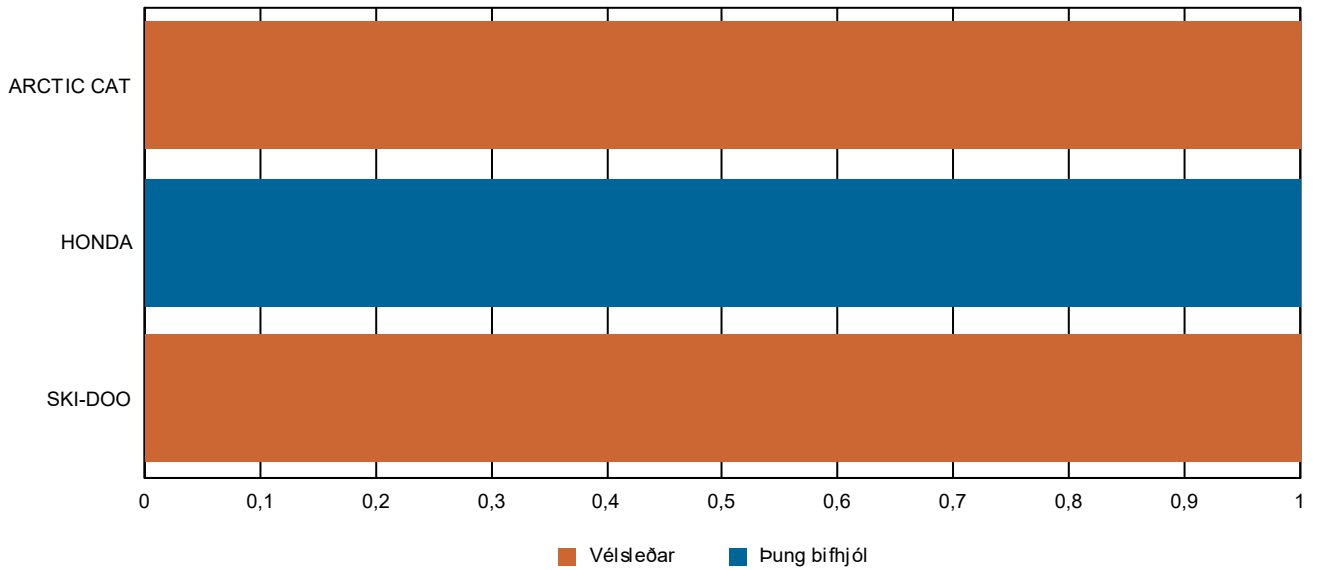
Nýskráning notaðra ökutæki eftir tegund

Tímabil: 1.12.2019 - 31.12.2019

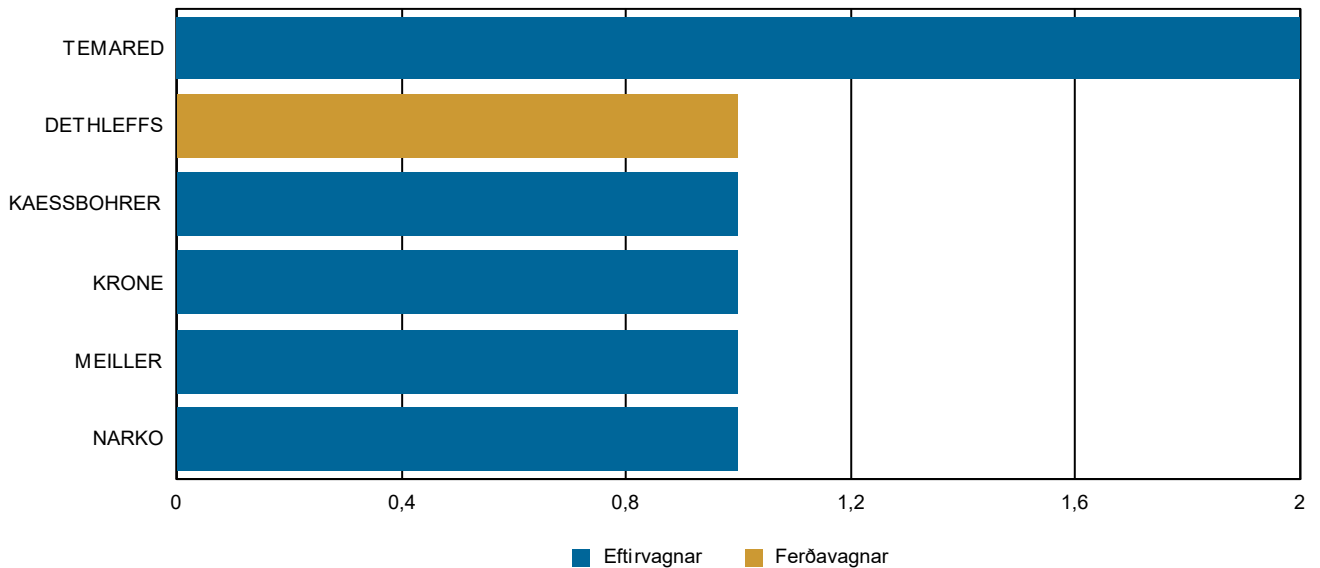
Topp 20



Topp 20



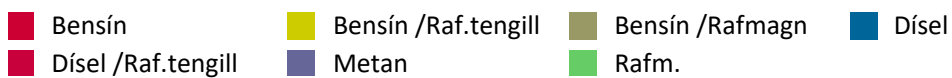
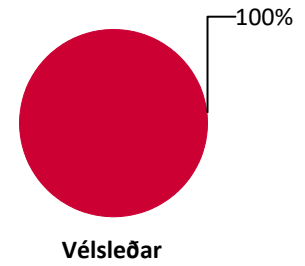

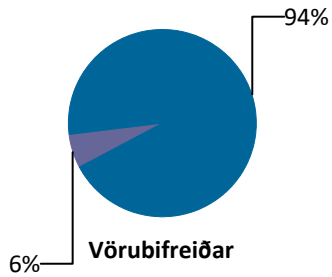
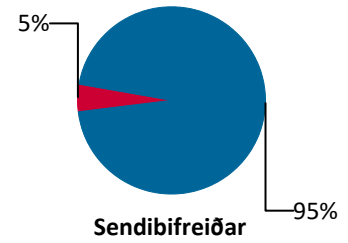
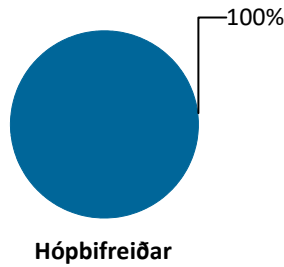
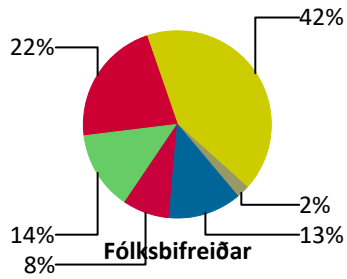
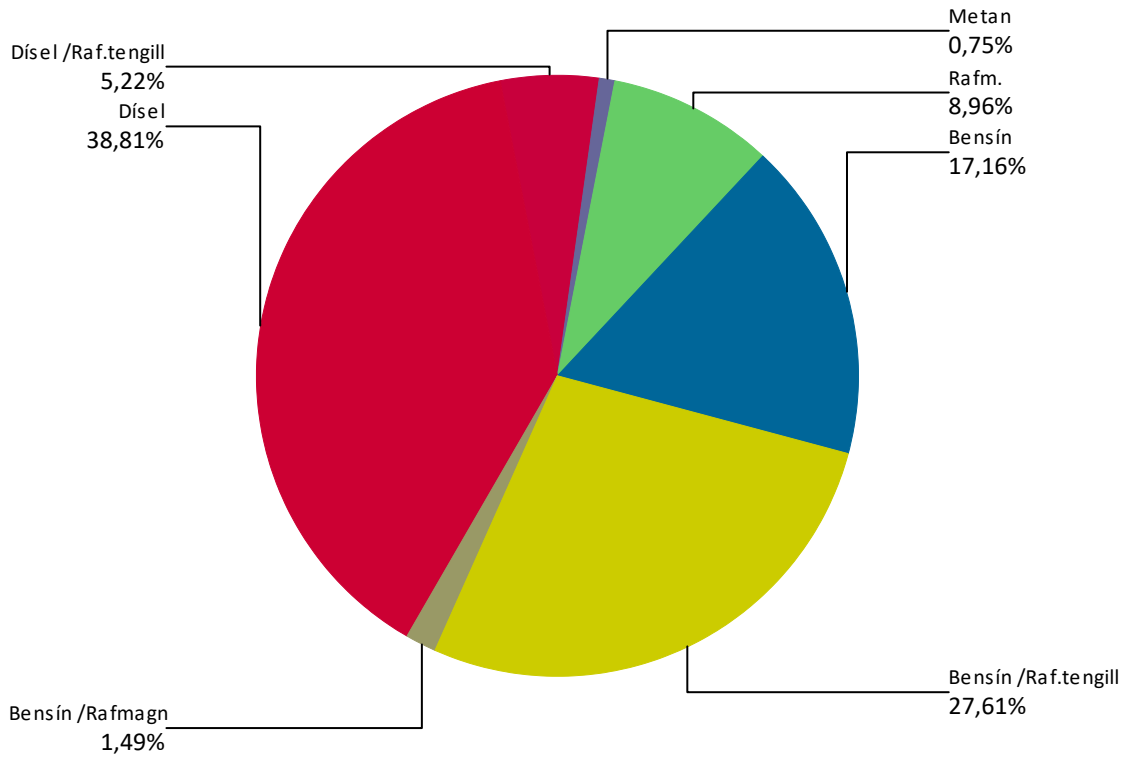
Topp 20



	Fólksbifreiðar	Hópbifreiðar	Sendibifreiðar	Vörubifreiðar	Alls
AUDI	3	0	0	0	3
BMW	13	0	0	0	13
CHRYSLER	2	0	0	0	2
DACIA	2	0	0	0	2
DODGE	0	0	0	2	2
FORD	4	1	12	2	19
GMC	0	0	0	4	4
HYUNDAI	1	0	0	0	1
JAGUAR	1	0	0	0	1
JEEP	1	0	0	0	1
KIA	1	0	0	0	1
LAND ROVER	2	0	0	0	2
MAN	0	0	0	2	2
MAZDA	2	0	0	0	2
MERCEDES-BENZ	4	0	2	5	11
MITSUBISHI	7	0	0	0	7
NISSAN	8	0	0	0	8
OPEL	1	0	0	0	1
PONTIAC	1	0	0	0	1
RENAULT	0	0	2	0	2
SCANIA	0	1	0	2	3
SETRA	0	1	0	0	1
SUZUKI	3	0	0	0	3
TOYOTA	12	0	2	0	14
UAZ	0	0	1	0	1
VOLKSWAGEN	5	0	2	0	7
VOLVO	15	0	0	0	15
YUTONG	0	2	0	0	2
Alls	88	5	21	17	131
	Þung bifhjól	Vélsleðar	Alls		
ARCTIC CAT	0	1	1		
HONDA	1	0	1		
SKI-DOO	0	1	1		
Alls	1	2	3		
	Eftirvagnar	Ferðavagnar	Alls		
DETHLEFFS	0	1	1		
KAESSBOHRER	1	0	1		
KRONE	1	0	1		
MEILLER	1	0	1		
NARKO	1	0	1		
TEMARED	2	0	2		
Alls	6	1	7		

Nýskráning notaðra ökutækja eftir orkugjafa

Dagsetning: 1.12.2019 - 31.12.2019



Fólksbifreiðar

	Bensín	Bensín /Raf.ten/Rafmag	Bensín	Dísel	Rafm.	Dísel /Raf.ten	Alls
AUDI	0	2	0	0	1	0	3
BMW	2	11	0	0	0	0	13
CHRYSLER	0	2	0	0	0	0	2
DACIA	0	0	0	2	0	0	2
FORD	0	2	0	0	2	0	4
HYUNDAI	0	0	0	1	0	0	1
JAGUAR	0	0	0	0	1	0	1
JEEP	1	0	0	0	0	0	1
KIA	0	1	0	0	0	0	1
LAND ROVER	0	1	0	1	0	0	2
MAZDA	1	0	0	1	0	0	2
MERCEDES-BENZ	1	1	0	2	0	0	4
MITSUBISHI	0	7	0	0	0	0	7
NISSAN	0	0	0	0	8	0	8
OPEL	0	0	0	1	0	0	1
PONTIAC	1	0	0	0	0	0	1
SUZUKI	3	0	0	0	0	0	3
TOYOTA	10	0	2	0	0	0	12
VOLKSWAGEN	0	4	0	1	0	0	5
VOLVO	0	6	0	2	0	7	15
Alls	19	37	2	11	12	7	88

Hópbifreiðar

	Dísel	Alls
FORD	1	1
SCANIA	1	1
SETRA	1	1
YUTONG	2	2
Alls	5	5

Sendibifreiðar

	Bensín	Dísel	Alls
FORD	0	12	12
MERCEDES-BENZ	0	2	2
RENAULT	0	2	2
TOYOTA	0	2	2
UAZ	1	0	1
VOLKSWAGEN	0	2	2
Alls	1	20	21

Vörubifreiðar

	Dísel	Metan	Alls
DODGE	2	0	2
FORD	2	0	2
GMC	4	0	4
MAN	2	0	2
MERCEDES-BENZ	5	0	5
SCANIA	1	1	2

	Dísel	Metan	Alls
Alls	16	1	17

Pung bifhjól

	Bensín	Alls
HONDA	1	1
Alls	1	1

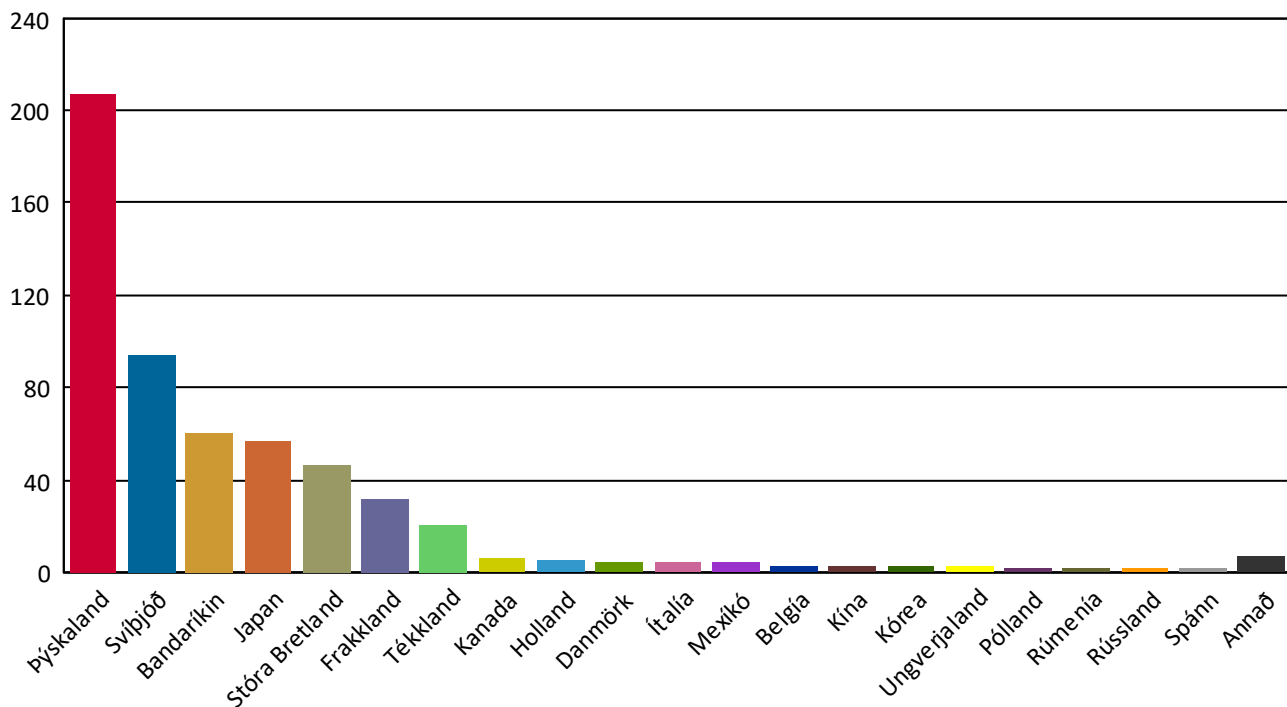
Vélsleðar

	Bensín	Alls
ARCTIC CAT	1	1
SKI-DOO	1	1
Alls	2	2

Nýskráning notaðra ökutækja eftir framleiðslulöndum

Tímabil: 1.10.2019 - 31.12.2019

Topp 20



	Fólksbifreiðar	Hópbifreiðar	Sendibifreiðar	Vörubifreiðar	Alls
Bandaríkin	42	0	8	9	59
Belgía	1	0	2	0	3
Frakkland	22	0	7	1	30
Holland	0	0	0	3	3
Írland	1	0	0	0	1
Ítalía	1	0	2	0	3
Japan	52	0	1	0	53
Kanada	2	0	0	3	5
Kína	1	2	0	0	3
Kórea	3	0	0	0	3
Mexíkó	3	0	0	0	3
Rúmenía	2	0	0	0	2
Rússland	1	0	1	0	2
Slóvakía	1	0	0	0	1
Spánn	1	0	1	0	2
Stóra Bretland	42	0	0	0	42
Suður Afríka	0	0	2	0	2
Suður Kórea	2	0	0	0	2
Svíþjóð	79	1	0	10	90
Tékkland	20	0	0	1	21
Ungverjaland	3	0	0	0	3
Þýskaland	109	7	68	11	195
Alls	388	10	92	38	528

	pung bifhjól	Torfæruhjól	Vélsleðar	Alls
Bandaríkin	0	0	1	1
Ítalía	1	0	0	1
Japan	3	0	0	3
Kanada	0	0	1	1
Mexíkó	0	1	0	1
Stóra Bretland	0	0	2	2

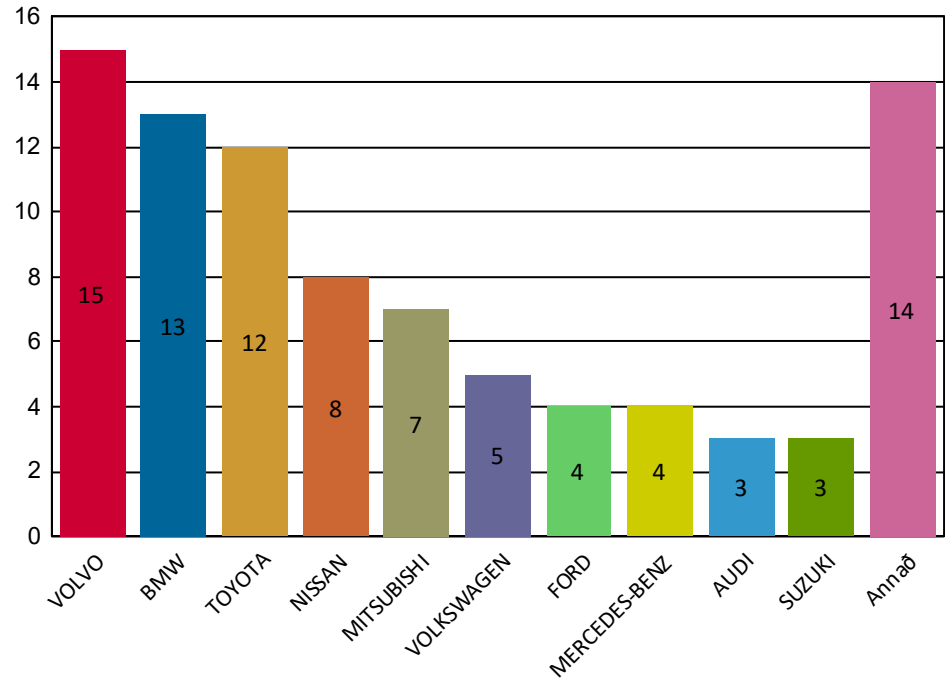
	pung bifhjól	Torfæruhjól	Vélsleðar	Alls
Þýskaland	2	0	0	2
Alls	6	1	4	11
	Dráttarvélar	Eftirvagnar	Ferðavagnar	Alls
Danmörk	0	3	1	4
Finnland	0	1	0	1
Frakkland	0	1	0	1
Holland	0	1	0	1
Japan	1	0	0	1
Pólland	0	2	0	2
Stóra Bretland	2	1	0	3
Svíþjóð	0	3	1	4
Þýskaland	0	9	1	10
Alls	3	21	3	27

Nýskráning notaðra ökutækja - Topp 10 fólksbifreiðar

Tímabil: 1.12.2019 - 31.12.2019

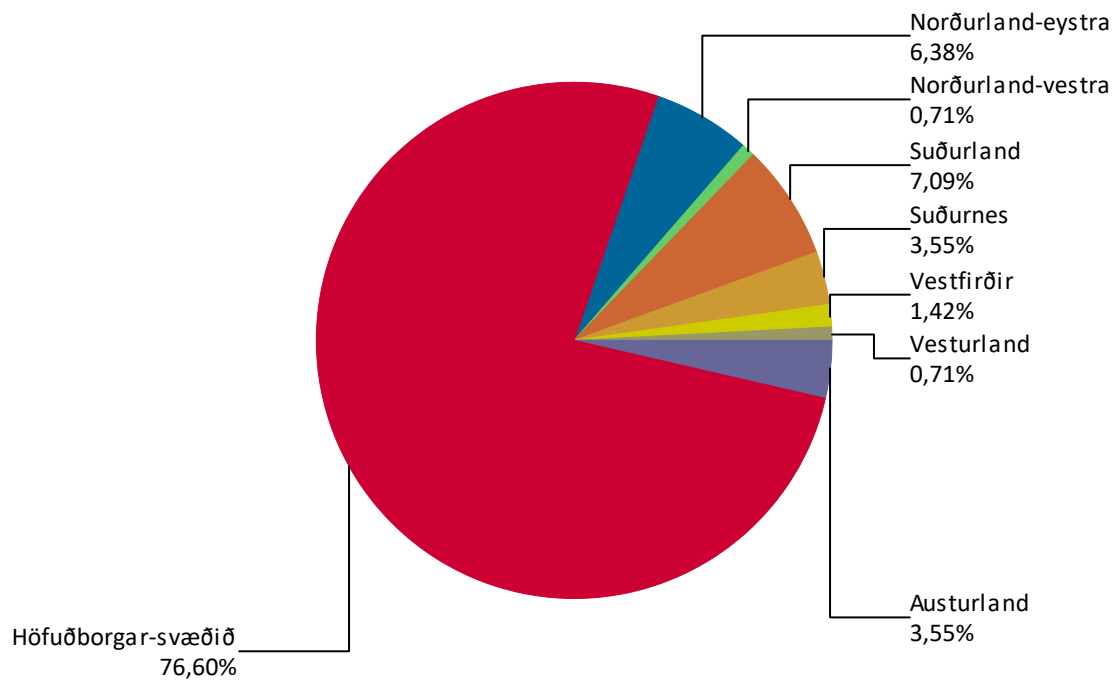
Topp 10

Fólksbifreiðar	
VOLVO	15
BMW	13
TOYOTA	12
NISSAN	8
MITSUBISHI	7
VOLKSWAGEN	5
FORD	4
MERCEDES-BENZ	4
AUDI	3
SUZUKI	3



Nýskráning notaðra ökutækja eftir landshlutum

Dagsetning: 1.12.2019 - 31.12.2019



	Höfuðborgar -svæðið	Suðurnes	Vesturland	Vestfirðir	Norðurland- vestra	Norðurland- eystra	Austurland	Suðurland	Alls
Fólksbifreiðar	69	4	0	2	0	5	5	3	88
Hópbifreiðar	3	0	0	0	0	0	0	2	5
Sendibifreiðar	17	0	0	0	0	3	0	1	21
Vörubifreiðar	11	1	1	0	1	1	0	1	16
Þung bifhjól	1	0	0	0	0	0	0	0	1
Vélsleðar	2	0	0	0	0	0	0	0	2
Eftirvagnar	4	0	0	0	0	0	0	2	6
Ferðavagnar	1	0	0	0	0	0	0	0	1
Alls	108	5	1	2	1	9	5	9	140

	Höfuðborgar -svæðið	Suðurnes	Vesturland	Vestfirðir	Norðurland- vestra	Norðurland- eystra	Austurland	Suðurland	Alls
ARCTIC CAT	1	0	0	0	0	0	0	0	1
AUDI	3	0	0	0	0	0	0	0	3
BMW	12	1	0	0	0	0	0	0	13
CHRYSLER	0	0	0	0	0	0	1	1	2
DACIA	2	0	0	0	0	0	0	0	2
DETHLEFFS	1	0	0	0	0	0	0	0	1
DODGE	2	0	0	0	0	0	0	0	2
FORD	15	0	0	0	0	2	1	1	19
GMC	1	1	0	0	0	1	0	1	4
HONDA	1	0	0	0	0	0	0	0	1
HYUNDAI	0	0	0	1	0	0	0	0	1
JAGUAR	1	0	0	0	0	0	0	0	1
JEEP	1	0	0	0	0	0	0	0	1
KAESSBOHRER	1	0	0	0	0	0	0	0	1
KIA	1	0	0	0	0	0	0	0	1
KRONE	1	0	0	0	0	0	0	0	1
LAND ROVER	2	0	0	0	0	0	0	0	2
MAN	2	0	0	0	0	0	0	0	2

	Höfuðborgar -svæðið	Suðurnes	Vesturland	Vestfirðir	Norðurland- vestra	Norðurland- eystra	Austurland	Suðurland	Alls
MASSEY FERGUSON	0	0	0	0	0	0	0	1	1
MAZDA	2	0	0	0	0	0	0	0	2
MEILLER	0	0	0	0	0	0	0	1	1
MERCEDES-BENZ	6	0	1	0	1	0	1	1	10
MITSUBISHI	4	0	0	0	0	2	1	0	7
NARKO	0	0	0	0	0	0	0	1	1
NISSAN	8	0	0	0	0	0	0	0	8
OPEL	0	0	0	0	0	1	0	0	1
PONTIAC	1	0	0	0	0	0	0	0	1
RENAULT	2	0	0	0	0	0	0	0	2
SCANIA	3	0	0	0	0	0	0	0	3
SETRA	1	0	0	0	0	0	0	0	1
SKI-DOO	1	0	0	0	0	0	0	0	1
SUZUKI	1	0	0	1	0	1	0	0	3
TEMARED	2	0	0	0	0	0	0	0	2
TOYOTA	12	0	0	0	0	1	0	1	14
UAZ	1	0	0	0	0	0	0	0	1
VOLKSWAGEN	6	0	0	0	0	1	0	0	7
VOLVO	11	3	0	0	0	0	1	0	15
YUTONG	0	0	0	0	0	0	0	2	2
Alls	108	5	1	2	1	9	5	10	141