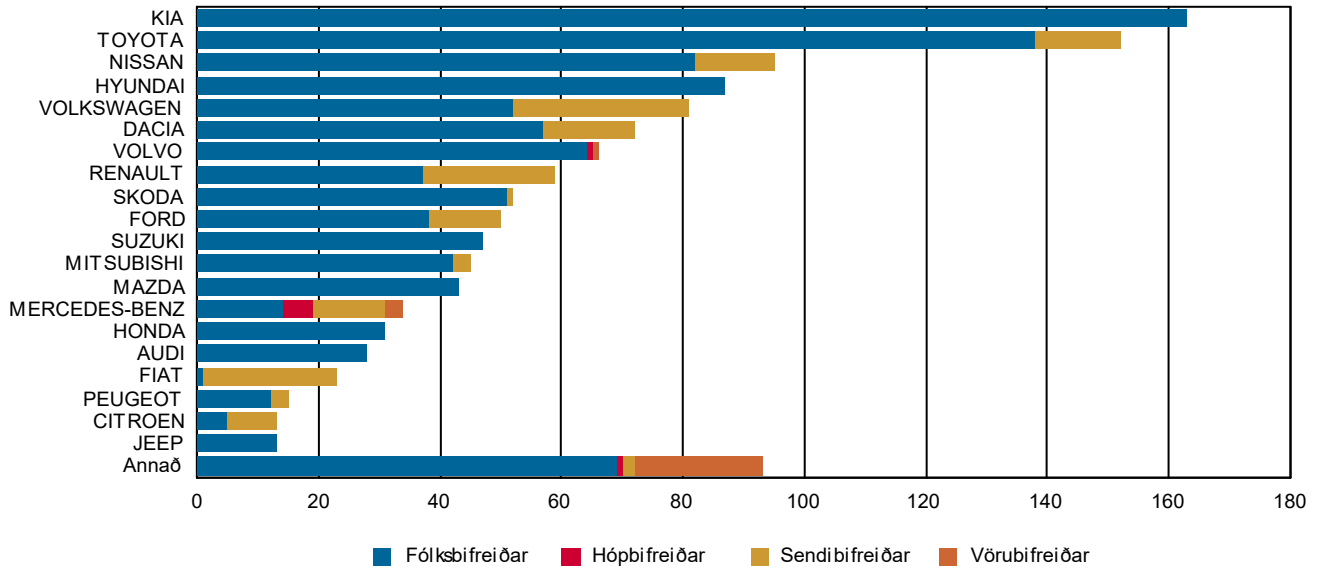


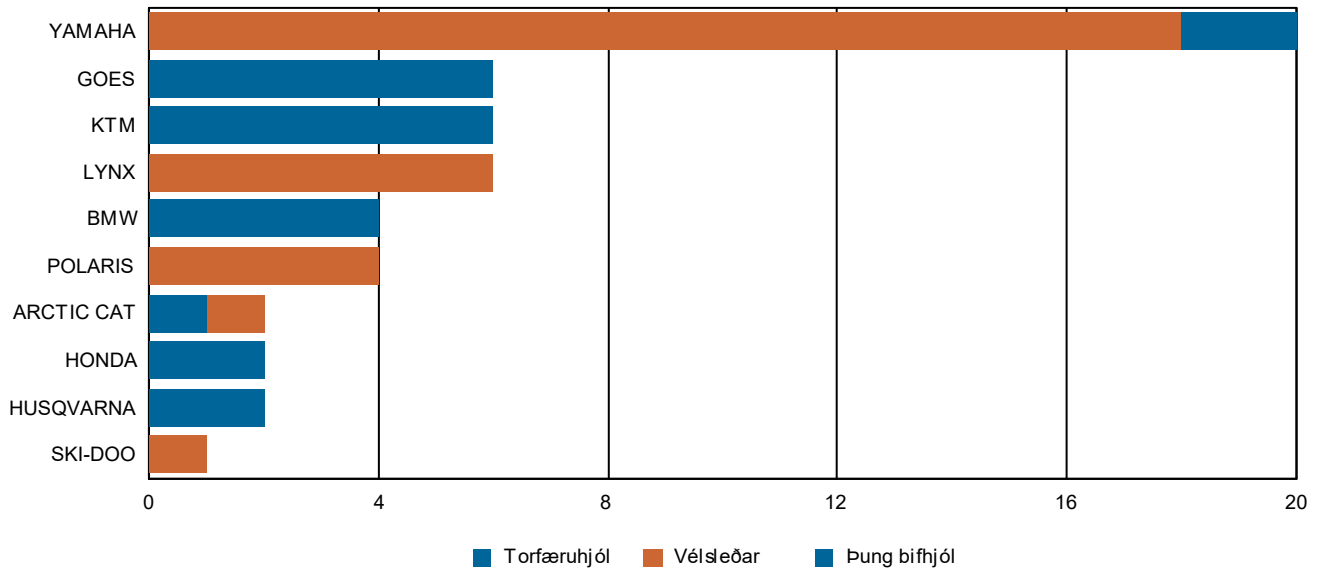
Nýskráning nýrra ökutæki eftir tegund

Tímabil: 1.3.2019 - 31.3.2019

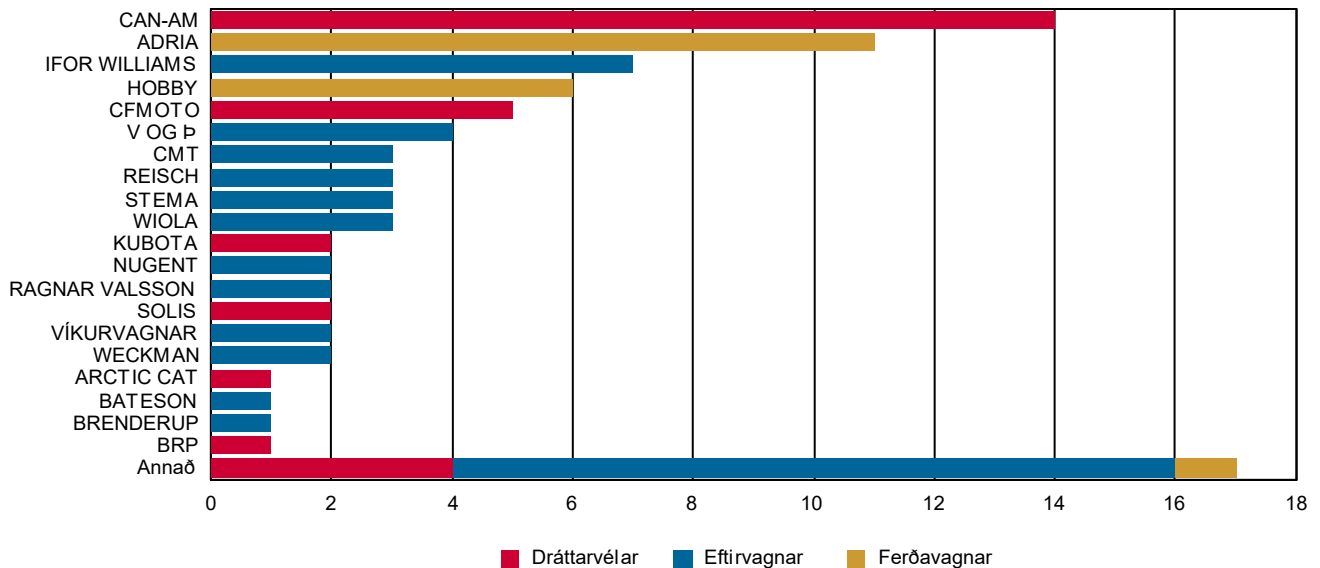
Topp 20



Topp 20



Topp 20

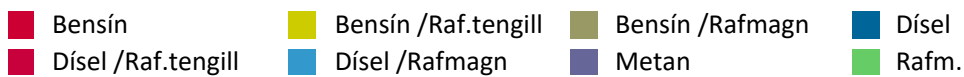
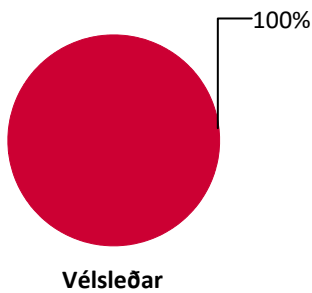
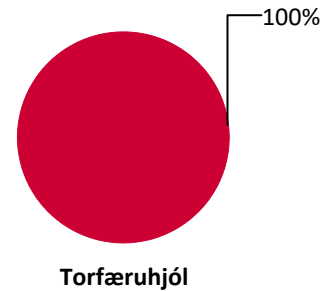

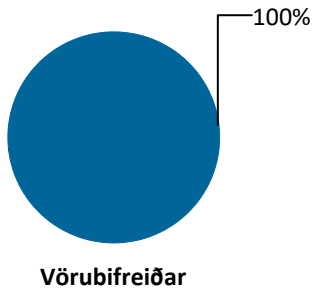
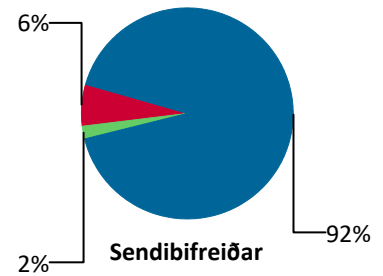
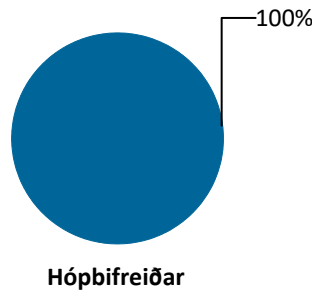
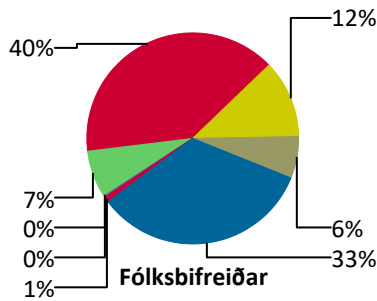
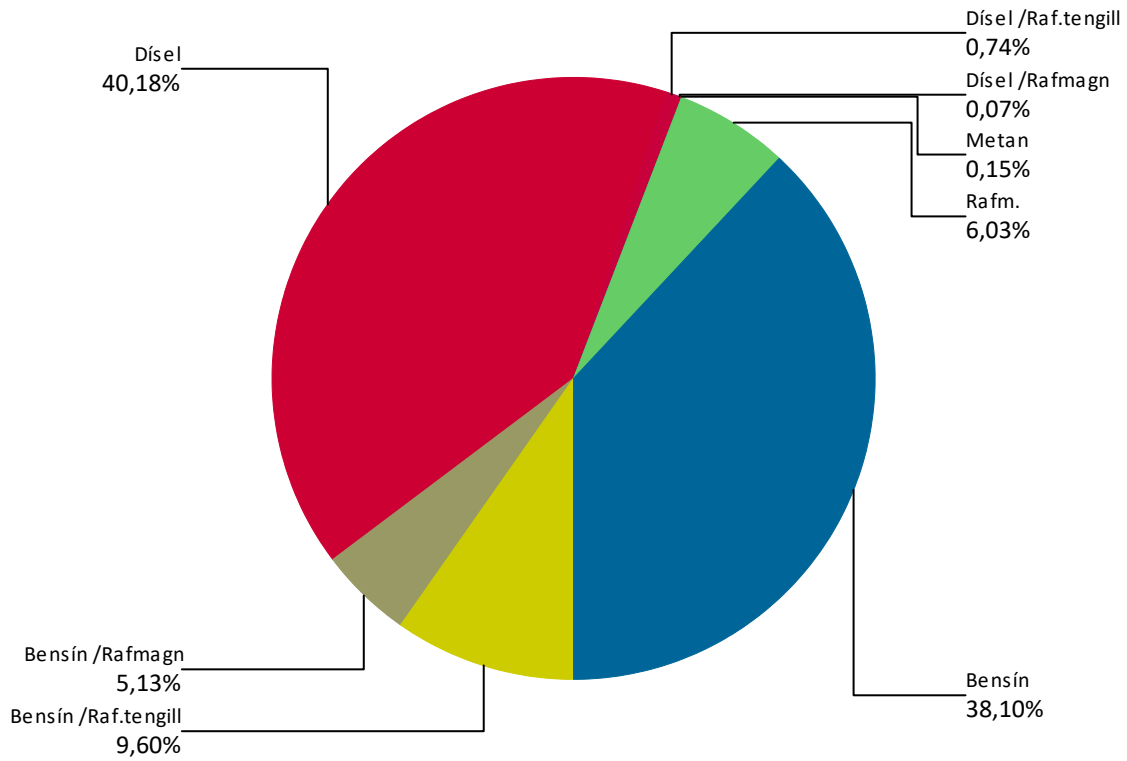


	Fólksbífreiddar	Hópbífreiddar	Sendibífreiddar	Vörubífreiddar	Alls
ADRIA	1	0	0	0	1
ALFA ROMEO	2	0	0	0	2
AUDI	28	0	0	0	28
BMW	5	0	0	0	5
BMW I	2	0	0	0	2
CHRYSLER	1	0	0	0	1
CITROEN	5	0	8	0	13
DACIA	57	0	15	0	72
DODGE	1	0	0	6	7
FIAT	1	0	22	0	23
FORD	38	0	12	0	50
HONDA	31	0	0	0	31
HYUNDAI	87	0	0	0	87
IVECO	0	0	1	6	7
JAGUAR	2	0	0	0	2
JEEP	13	0	0	0	13
KIA	163	0	0	0	163
LAND ROVER	12	0	0	0	12
LEXUS	6	0	0	0	6
MAN	0	0	0	5	5
MAZDA	43	0	0	0	43
MERCEDES-BENZ	14	5	12	3	34
MINI	1	0	0	0	1
MITSUBISHI	42	0	3	0	45
NISSAN	82	0	13	0	95
OPEL	10	0	1	0	11
PEUGEOT	12	0	3	0	15
PORSCHE	1	0	0	0	1
RENAULT	37	0	22	0	59
SCANIA	0	1	0	4	5
SKODA	51	0	1	0	52
SSANGYONG	10	0	0	0	10
SUBARU	11	0	0	0	11
SUZUKI	47	0	0	0	47
TESLA	4	0	0	0	4
TOYOTA	138	0	14	0	152
VOLKSWAGEN	52	0	29	0	81
VOLVO	64	1	0	1	66
Alls	1.074	7	156	25	1.262
	Þung bífhjól	Torfæruhjól	Vélsleðar	Alls	
ARCTIC CAT	0	1	1	2	
BMW	4	0	0	4	
GOES	6	0	0	6	
HONDA	2	0	0	2	
HUSQVARNA	1	1	0	2	
KTM	5	1	0	6	
LYNX	0	0	6	6	
POLARIS	0	0	4	4	
SKI-DOO	0	0	1	1	
YAMAHA	2	0	18	20	
Alls	20	3	30	53	

	Dráttarvélar	Eftirvagnar	Ferðavagnar	Alls
ADRIA	0	0	11	11
ARCTIC CAT	1	0	0	1
BATESON	0	1	0	1
BRENDERUP	0	1	0	1
BRP	1	0	0	1
CAN-AM	14	0	0	14
CFMOTO	5	0	0	5
CMT	0	3	0	3
EDUARD	0	1	0	1
ERT	0	1	0	1
FENDT	0	0	1	1
HENGIVAGN	0	1	0	1
HOBBY	0	0	6	6
HULCO	0	1	0	1
HUMBAUR	0	1	0	1
IFOR WILLIAMS	0	7	0	7
JOHN DEERE	1	0	0	1
JPM TRAILERS	0	1	0	1
KAYO	1	0	0	1
KUBOTA	2	0	0	2
MASSEY FERGUSON	1	0	0	1
MEILLER	0	1	0	1
NEPTUN	0	1	0	1
NEW HOLLAND	1	0	0	1
NUGENT	0	2	0	2
OU	0	1	0	1
RAGNAR VALSSON	0	2	0	2
REISCH	0	3	0	3
RUIAO	0	1	0	1
SCHMIDT	0	1	0	1
SOLIS	2	0	0	2
STEMA	0	3	0	3
TIM THYREGOD	0	1	0	1
V OG P	0	4	0	4
VÍKURVAGNAR	0	2	0	2
WECKMAN	0	2	0	2
WIOLA	0	3	0	3
Alls	29	45	18	92

Nýskráning nýrra ökutækja eftir orkugjafa

Dagsetning: 1.3.2019 - 31.3.2019



Fólksbifreiðar

	Bensín	Bensín	Bensín	Dísel	Metan	Rafm.	Dísel	Dísel	Alls
	/Raf.ten/Rafmag						/Raf.ten/Rafmag		
ADRIA	0	0	0	1	0	0	0	0	1
ALFA ROMEO	1	0	0	1	0	0	0	0	2
AUDI	0	15	0	2	0	0	10	1	28
BMW	0	2	0	3	0	0	0	0	5
BMW I	0	0	0	0	0	2	0	0	2
CHRYSLER	0	1	0	0	0	0	0	0	1
CITROEN	5	0	0	0	0	0	0	0	5
DACIA	48	0	0	9	0	0	0	0	57
DODGE	1	0	0	0	0	0	0	0	1
FIAT	1	0	0	0	0	0	0	0	1
FORD	21	0	0	17	0	0	0	0	38
HONDA	15	0	15	1	0	0	0	0	31
HYUNDAI	41	0	0	23	0	23	0	0	87
JAGUAR	0	0	0	2	0	0	0	0	2
JEEP	4	0	0	9	0	0	0	0	13
KIA	50	19	10	70	0	14	0	0	163
LAND ROVER	0	2	0	10	0	0	0	0	12
LEXUS	0	0	6	0	0	0	0	0	6
MAZDA	38	0	0	5	0	0	0	0	43
MERCEDES-BENZ	4	3	0	7	0	0	0	0	14
MINI	1	0	0	0	0	0	0	0	1
MITSUBISHI	2	40	0	0	0	0	0	0	42
NISSAN	21	0	0	42	0	19	0	0	82
OPEL	10	0	0	0	0	0	0	0	10
PEUGEOT	7	0	0	5	0	0	0	0	12
PORSCHE	1	0	0	0	0	0	0	0	1
RENAULT	5	0	0	25	0	7	0	0	37
SKODA	3	0	0	48	0	0	0	0	51
SSANGYONG	0	0	0	10	0	0	0	0	10
SUBARU	10	0	0	1	0	0	0	0	11
SUZUKI	45	0	2	0	0	0	0	0	47
TESLA	0	0	0	0	0	4	0	0	4
TOYOTA	82	1	36	19	0	0	0	0	138
VOLKSWAGEN	10	8	0	23	2	9	0	0	52
VOLVO	1	38	0	25	0	0	0	0	64
Alls	427	129	69	358	2	78	10	1	1.074

Hópbifreiðar

	Dísel	Alls
MERCEDES-BENZ	5	5
SCANIA	1	1
VOLVO	1	1
Alls	7	7

Sendibifreiðar

	Bensín	Dísel	Rafm.	Alls
CITROEN	0	8	0	8
DACIA	1	14	0	15
FIAT	2	20	0	22

	Bensín	Dísel	Rafm.	Alls
FORD	1	11	0	12
IVECO	0	1	0	1
MERCEDES-BENZ	0	12	0	12
MITSUBISHI	0	3	0	3
NISSAN	0	10	3	13
OPEL	0	1	0	1
PEUGEOT	0	3	0	3
RENAULT	0	22	0	22
SKODA	0	1	0	1
TOYOTA	2	12	0	14
VOLKSWAGEN	4	25	0	29
Alls	10	143	3	156

Vörubifreiðar

	Dísel	Alls
DODGE	6	6
IVECO	6	6
MAN	5	5
MERCEDES-BENZ	3	3
SCANIA	4	4
VOLVO	1	1
Alls	25	25

Þung bifhjól

	Bensín	Alls
BMW	4	4
GOES	6	6
HONDA	2	2
HUSQVARNA	1	1
KTM	5	5
YAMAHA	2	2
Alls	20	20

Torfæruhjól

	Bensín	Alls
ARCTIC CAT	1	1
HUSQVARNA	1	1
KTM	1	1
Alls	3	3

Vélsleðar

	Bensín	Alls
ARCTIC CAT	1	1
LYNX	6	6
POLARIS	4	4
SKI-DOO	1	1
YAMAHA	18	18
Alls	30	30

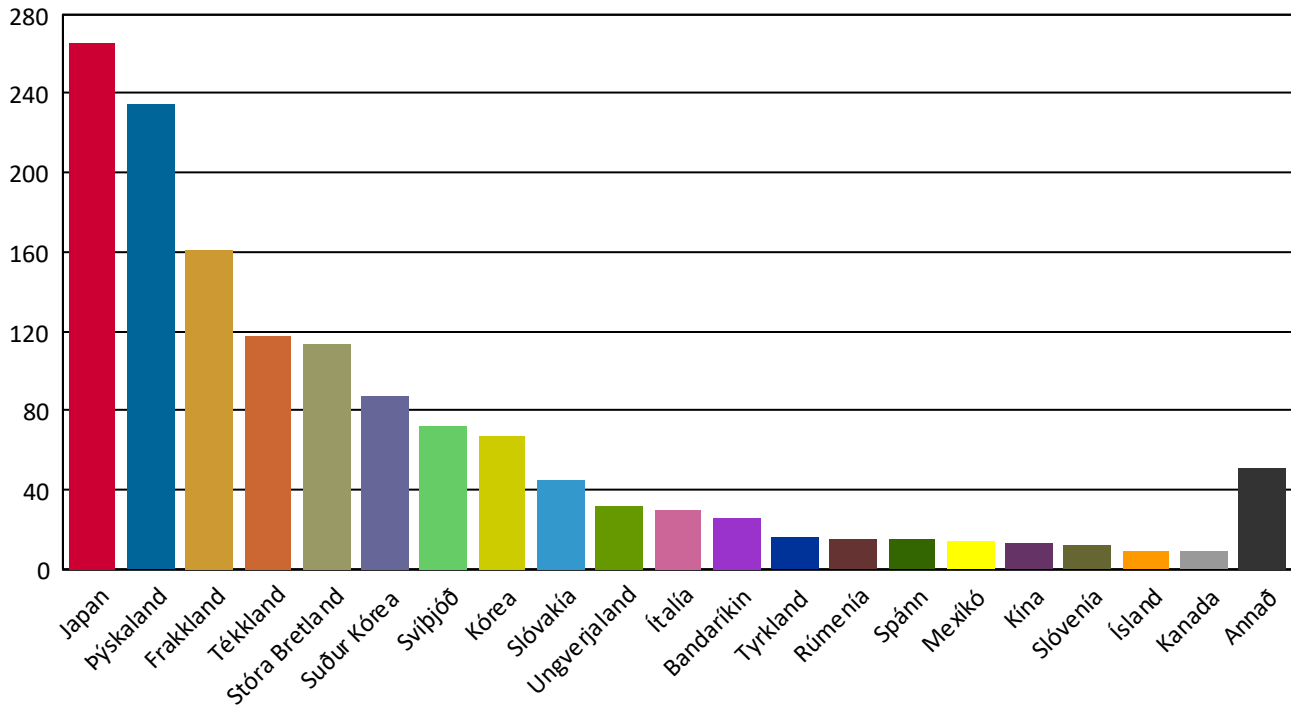
Dráttarvélar

	Bensín	Dísel	Alls
ARCTIC CAT	1	0	1
BRP	1	0	1
CAN-AM	14	0	14
CFMOTO	5	0	5
JOHN DEERE	0	1	1
KAYO	1	0	1
KUBOTA	0	2	2
MASSEY FERGUSON	0	1	1
NEW HOLLAND	0	1	1
SOLIS	0	2	2
Alls	22	7	29

Nýskráning nýrra ökutækja eftir framleiðslulöndum

Tímabil: 1.3.2019 - 31.3.2019

Topp 20



	Fólksbifreiðar	Hópbifreiðar	Sendibifreiðar	Vörubifreiðar	Alls
Afganistan	1	0	0	0	1
Bandaríkin	21	0	1	0	22
Belgía	1	0	3	0	4
Frakkland	126	0	34	0	160
Indland	5	0	0	0	5
Ítalía	3	0	23	3	29
Japan	243	0	0	0	243
Kanada	1	0	0	6	7
Kórea	67	0	0	0	67
Rúmenía	1	0	14	0	15
Slóvakía	45	0	0	0	45
Slóvenía	1	0	0	0	1
Spánn	3	0	12	0	15
Stóra Bretland	98	0	1	0	99
Suður Afríka	0	0	9	0	9
Suður Kórea	88	0	0	0	88
Svíþjóð	64	2	0	5	71
Taíland	0	0	3	0	3
Tékkland	113	0	3	0	116
Tyrkland	16	0	0	0	16
Ungverjaland	32	0	0	0	32
Pýskalaland	145	5	53	11	214
Alls	1.074	7	156	25	1.262
	pung bifhjól	Torfæruhjól	Vélsleðar	Alls	
Austurríki	6	1	0	7	
Bandaríkin	0	1	2	3	
Finnland	0	0	6	6	
Ítalía	0	1	0	1	
Japan	4	0	17	21	
Kanada	0	0	1	1	

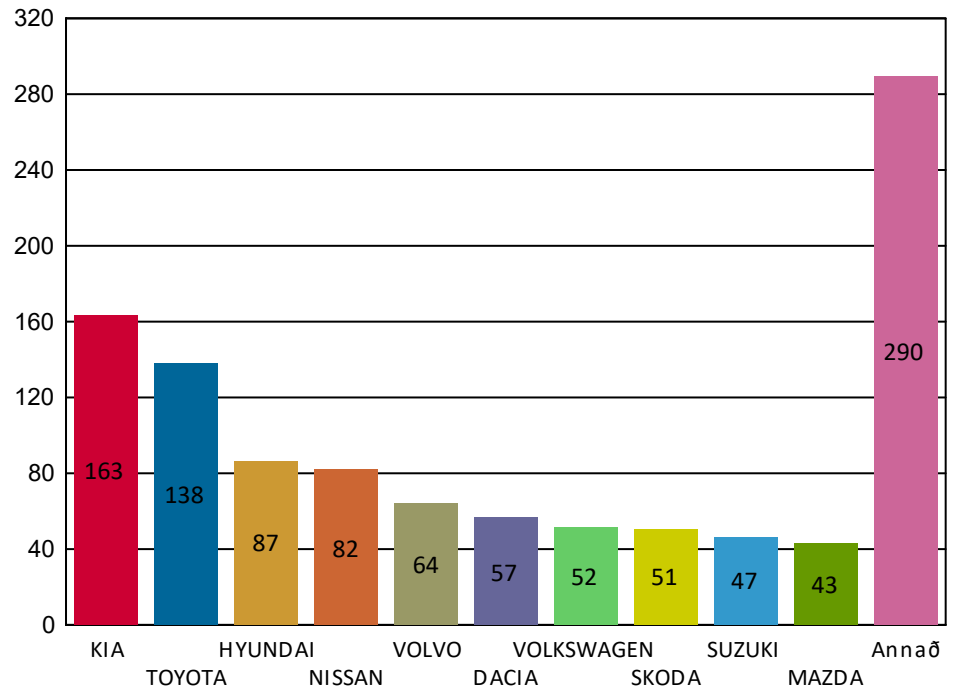
	pung bifhjól	Torfæruhjól	Vélsleðar	Alls
Kína	6	0	0	6
Stóra Bretland	0	0	4	4
Þýskaland	4	0	0	4
Alls	20	3	30	53
	Dráttarvélur	Eftirvagnar	Ferðavagnar	Alls
Austurríki	1	0	0	1
Bandaríkin	1	0	0	1
Danmörk	0	2	0	2
Eistland	0	1	0	1
Finnland	0	2	0	2
Frakkland	1	0	0	1
Holland	0	0	2	2
Ísland	0	9	0	9
Japan	2	0	0	2
Kanada	1	0	0	1
Kína	6	1	0	7
Luxemburg	1	0	0	1
Mexíkó	14	0	0	14
Óþekkt land	0	3	0	3
Pólland	0	4	0	4
Slóvenía	0	0	11	11
Stóra Bretland	0	11	0	11
Svíþjóð	0	1	0	1
Tékkland	2	0	0	2
Þýskaland	0	11	5	16
Alls	29	45	18	92

Nýskráning nýrra ökutækja - Topp 10 fólksbifreiðar

Tímabil: 1.3.2019 - 31.3.2019

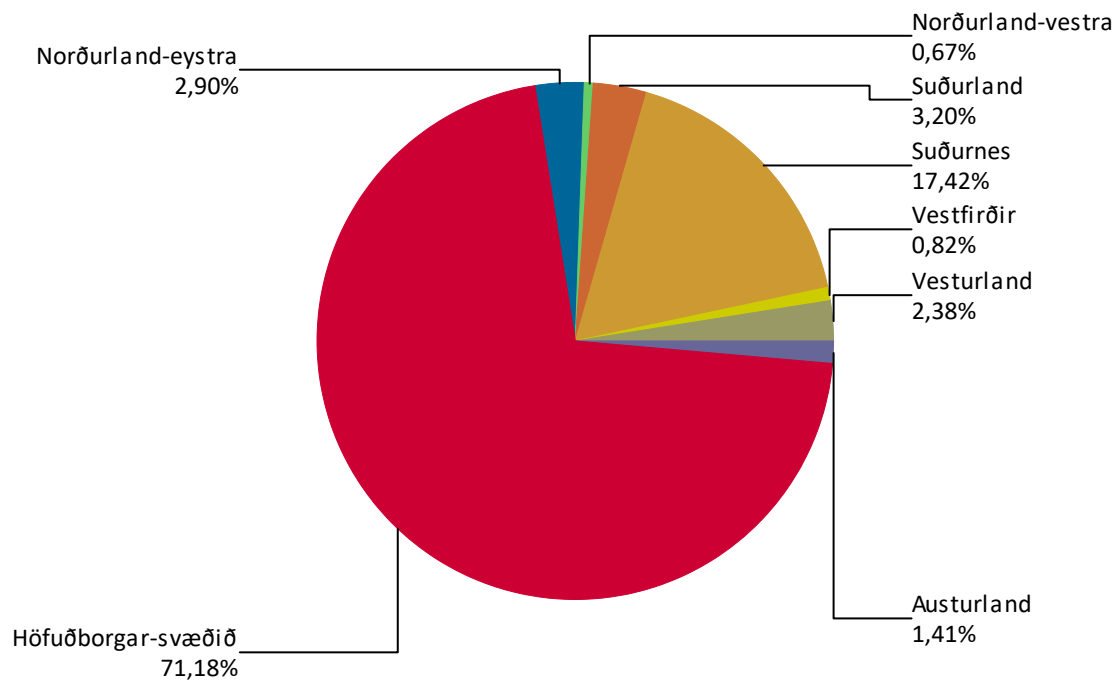
Topp 10

Fólksbifreiðar	
KIA	163
TOYOTA	138
HYUNDAI	87
NISSAN	82
VOLVO	64
DACIA	57
VOLKSWAGEN	52
SKODA	51
SUZUKI	47
MAZDA	43



Nýskráning nýrra ökutækja eftir landshlutum

Dagsetning: 1.3.2019 - 31.3.2019



	Höfuðborgar -svæðið	Suðurnes	Vesturland	Vestfirðir	Norðurland- vestra	Norðurland- eystra	Austurland	Suðurland	Alls
Fólksbifreiðar	722	211	18	5	3	27	6	26	1.018
Hópbifreiðar	5	0	0	0	0	1	0	0	6
Sendibifreiðar	127	7	5	1	0	5	1	5	151
Vörubifreiðar	22	0	1	2	0	0	0	0	25
Þung bifhjól	13	1	0	0	2	2	2	0	20
Torfæruhjól	2	1	0	0	0	0	0	0	3
Vélsleðar	20	1	1	1	0	0	6	1	30
Dráttarvélar	16	1	2	1	2	1	1	5	29
Eftirvagnar	22	3	5	1	2	3	3	4	43
Ferðavagnar	7	9	0	0	0	0	0	2	18
Alls	956	234	32	11	9	39	19	43	1.343

	Höfuðborgar -svæðið	Suðurnes	Vesturland	Vestfirðir	Norðurland- vestra	Norðurland- eystra	Austurland	Suðurland	Alls
ADRIA	4	8	0	0	0	0	0	0	12
ALFA ROMEO	2	0	0	0	0	0	0	0	2
ARCTIC CAT	1	0	0	0	0	1	0	1	3
AUDI	20	1	1	0	0	1	0	0	23
BATESON	0	0	0	0	0	1	0	0	1
BMW	8	0	1	0	0	0	0	0	9
BMW I	1	1	0	0	0	0	0	0	2
BRENDERUP	1	0	0	0	0	0	0	0	1
BRP	1	0	0	0	0	0	0	0	1
CAN-AM	9	0	2	1	0	0	1	1	14
CFMOTO	3	0	0	0	0	0	0	2	5
CHRYSLER	1	0	0	0	0	0	0	0	1
CITROEN	11	0	0	0	0	1	0	1	13
CMT	3	0	0	0	0	0	0	0	3
DACIA	38	33	1	0	0	0	0	0	72
DODGE	7	0	0	0	0	0	0	0	7

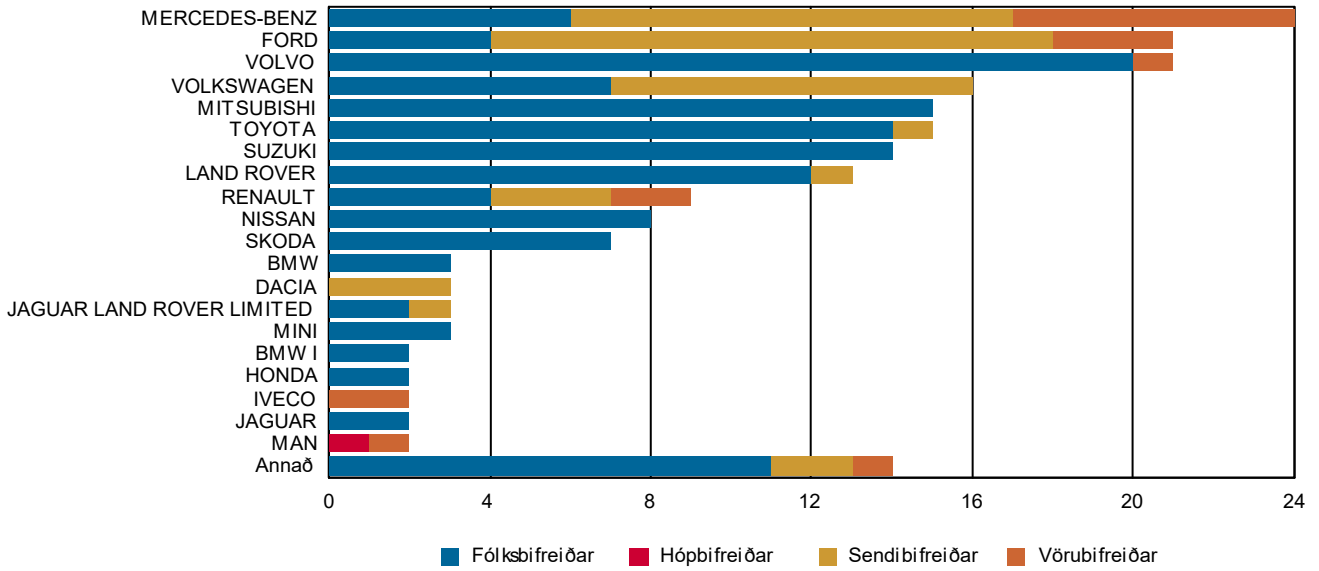
	Höfuðborgar -svæðið	Suðurnes	Vesturland	Vestfirðir	Norðurland- vestra	Norðurland- eystra	Austurland	Suðurland	Alls
EDUARD	0	0	0	0	0	0	1	0	1
ERT	0	0	0	0	0	0	0	1	1
FENDT	0	0	0	0	0	0	0	1	1
FIAT	23	0	0	0	0	0	0	0	23
FORD	46	1	0	1	0	0	0	2	50
GOES	1	0	0	0	2	2	1	0	6
HENGIVAGN	0	0	0	0	0	0	0	1	1
HOBBY	4	1	0	0	0	0	0	1	6
HONDA	23	1	2	0	0	2	1	4	33
HULCO	1	0	0	0	0	0	0	0	1
HUMBAUR	0	0	0	0	0	0	0	1	1
HUSQVARNA	2	0	0	0	0	0	0	0	2
HYUNDAI	78	2	2	0	0	4	0	1	87
IFOR WILLIAMS	6	0	1	0	0	0	0	0	7
IVECO	7	0	0	0	0	0	0	0	7
JAGUAR	1	0	1	0	0	0	0	0	2
JEEP	11	0	0	0	0	1	1	0	13
JOHN DEERE	1	0	0	0	0	0	0	0	1
JPM TRAILERS	0	0	1	0	0	0	0	0	1
KAYO	0	0	0	0	1	0	0	0	1
KIA	123	31	3	0	1	0	0	4	162
KTM	3	2	0	0	0	0	1	0	6
KUBOTA	0	1	0	0	0	0	0	1	2
LAND ROVER	9	3	0	0	0	0	0	0	12
LEXUS	3	2	0	0	0	1	0	0	6
LYNX	5	0	0	1	0	0	0	0	6
MAN	3	0	1	1	0	0	0	0	5
MASSEY FERGUSON	0	0	0	0	0	0	0	1	1
MAZDA	40	0	1	0	0	1	0	1	43
MEILLER	1	0	0	0	0	0	0	0	1
MERCEDES-BENZ	31	0	1	0	0	0	1	0	33
MINI	1	0	0	0	0	0	0	0	1
MITSUBISHI	22	2	0	1	0	1	1	1	28
NEPTUN	0	0	0	0	0	0	1	0	1
NEW HOLLAND	1	0	0	0	0	0	0	0	1
NISSAN	61	26	1	0	0	1	0	5	94
NUGENT	0	0	0	0	2	0	0	0	2
OPEL	2	8	1	0	0	0	0	0	11
OU	0	0	0	0	0	0	1	0	1
PEUGEOT	15	0	0	0	0	0	0	0	15
POLARIS	3	1	0	0	0	0	0	0	4
PORSCHE	1	0	0	0	0	0	0	0	1
RAGNAR VALSSON	2	0	0	0	0	0	0	0	2
REISCH	0	3	0	0	0	0	0	0	3
RENAULT	47	9	1	1	0	0	0	0	58
RUIAO	1	0	0	0	0	0	0	0	1
SCANIA	4	0	0	0	0	1	0	0	5
SCHMIDT	1	0	0	0	0	0	0	0	1
SKI-DOO	1	0	0	0	0	0	0	0	1
SKODA	39	2	2	1	0	0	2	4	50
SOLIS	1	0	0	0	1	0	0	0	2
SSANGYONG	7	3	0	0	0	0	0	0	10
STEMA	2	0	1	0	0	0	0	0	3

	Höfuðborgar -svæðið	Suðurnes	Vesturland	Vestfirðir	Norðurland- vestra	Norðurland- eystra	Austurland	Suðurland	Alls
SUBARU	9	0	0	0	0	0	0	1	10
SUZUKI	9	34	0	1	0	2	0	1	47
TESLA	3	0	0	0	0	1	0	0	4
TIM THYREGOD	0	0	0	0	0	0	0	1	1
TOYOTA	76	58	1	0	0	11	0	4	150
V OG P	2	0	1	0	0	1	0	0	4
VÍKURVAGNAR	1	0	0	0	0	1	0	0	2
VOLKSWAGEN	56	0	2	1	1	1	1	2	64
VOLVO	43	1	2	1	1	4	0	0	52
WECKMAN	0	0	1	1	0	0	0	0	2
WIOLA	1	0	0	0	0	0	0	0	1
YAMAHA	13	0	1	0	0	0	6	0	20
Alls	956	234	32	11	9	39	19	43	1.343

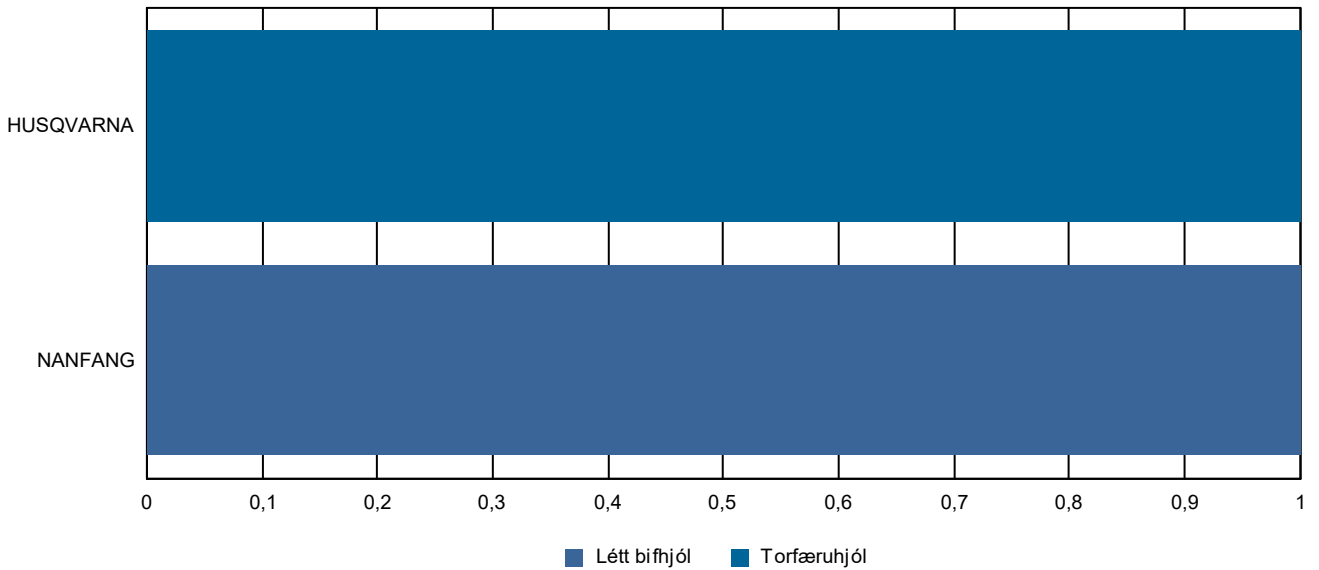
Nýskráning notaðra ökutæki eftir tegund

Tímabil: 1.3.2019 - 31.3.2019

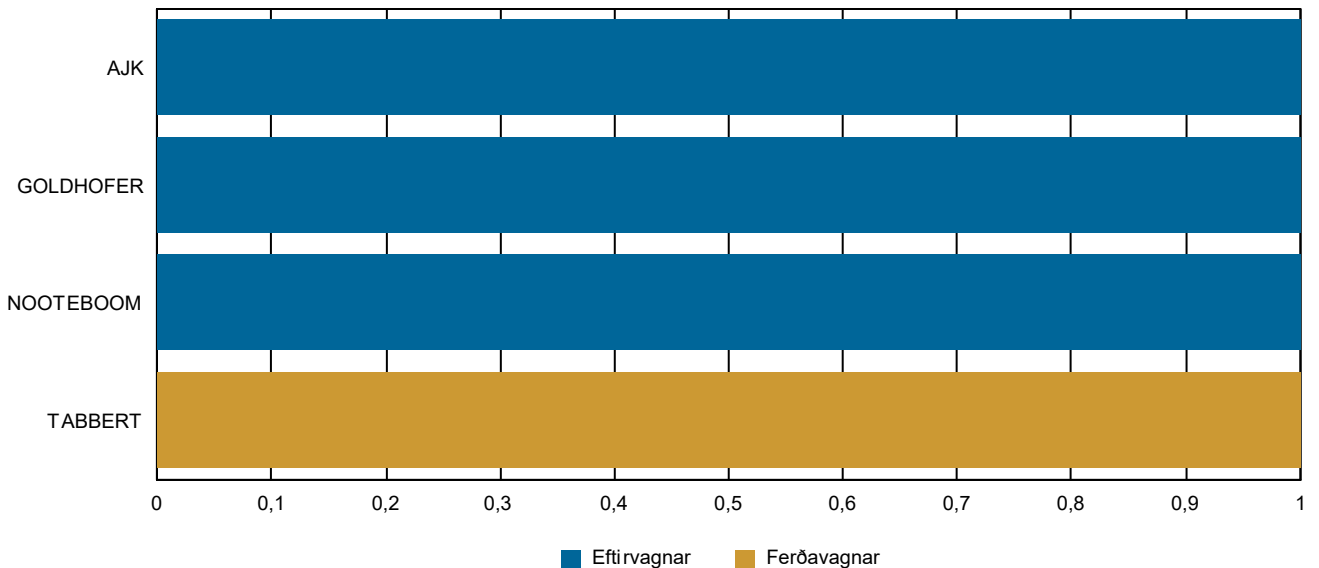
Topp 20



Topp 20



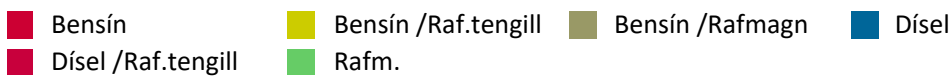
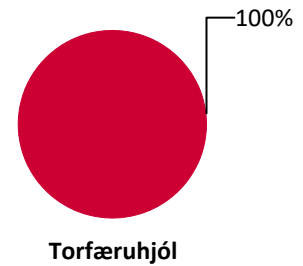
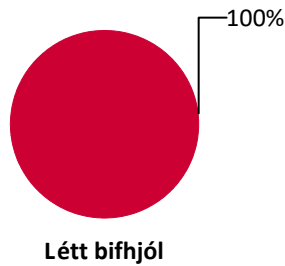
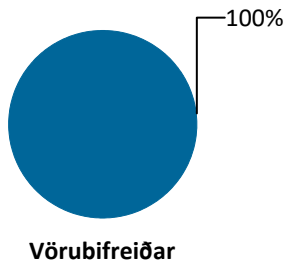
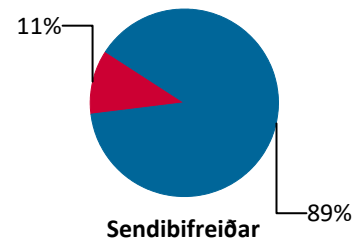
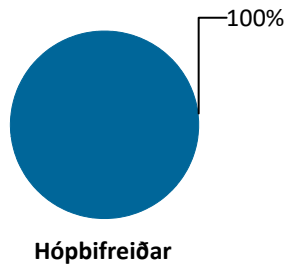
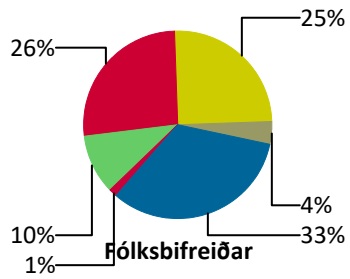
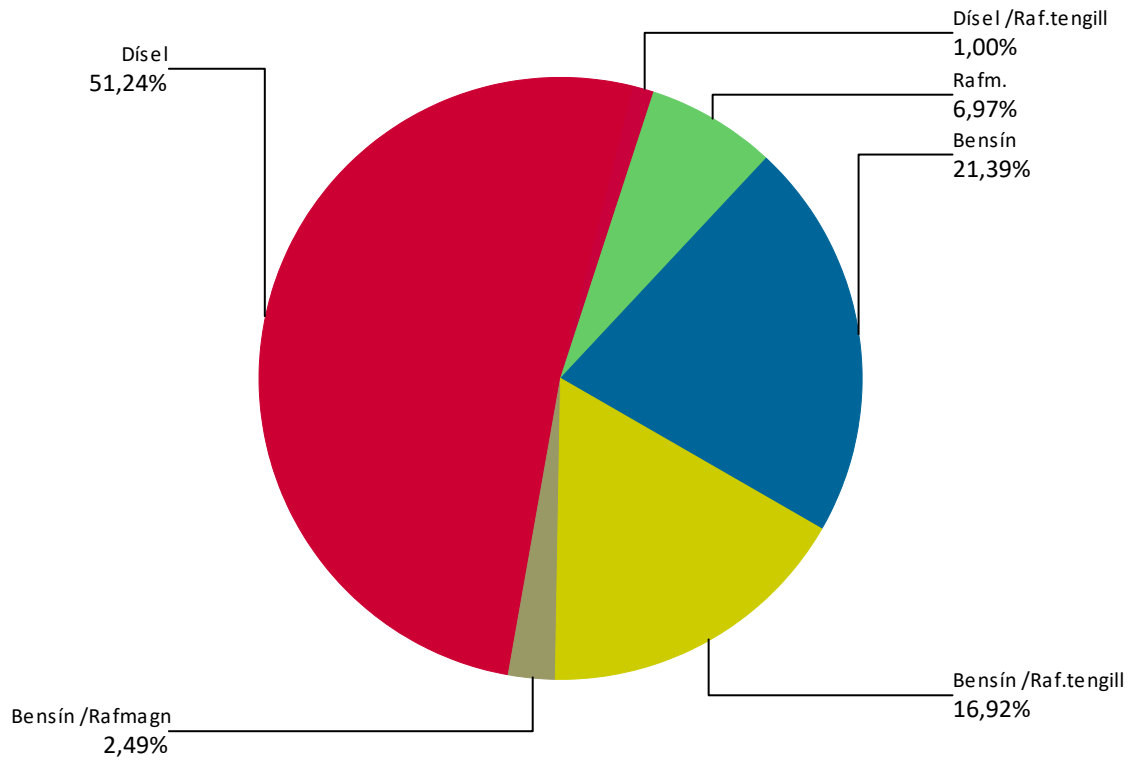
Topp 20



	Fólksbifreiðar	Hópbifreiðar	Sendibifreiðar	Vörubifreiðar	Alls
ALFA ROMEO	1	0	0	0	1
AUDI	1	0	0	0	1
BMW	3	0	0	0	3
BMW I	2	0	0	0	2
CHEVROLET	1	0	0	0	1
CHRYSLER	1	0	0	0	1
CITROEN	0	0	1	0	1
DACIA	0	0	3	0	3
DODGE	0	0	1	0	1
FORD	4	0	14	3	21
GROVE	0	0	0	1	1
HONDA	2	0	0	0	2
HYUNDAI	1	0	0	0	1
IVECO	0	0	0	2	2
JAGUAR	2	0	0	0	2
JAGUAR LAND ROVE	2	0	1	0	3
KIA	1	0	0	0	1
LADA	1	0	0	0	1
LAND ROVER	12	0	1	0	13
MAN	0	1	0	1	2
MERCEDES-BENZ	6	0	11	7	24
MINI	3	0	0	0	3
MITSUBISHI	15	0	0	0	15
NISSAN	8	0	0	0	8
OPEL	1	0	0	0	1
PORSCHE	1	0	0	0	1
RENAULT	4	0	3	2	9
SAAB	1	0	0	0	1
SKODA	7	0	0	0	7
SUZUKI	14	0	0	0	14
TESLA	1	0	0	0	1
TOYOTA	14	0	1	0	15
VOLKSWAGEN	7	0	9	0	16
VOLVO	20	0	0	1	21
Alls	136	1	45	17	199
	Létt bifhjól	Torfæruhjól	Alls		
HUSQVARNA	0	1	1		
NANFANG	1	0	1		
Alls	1	1	2		
	Eftirvagnar	Ferðavagnar	Alls		
AJK	1	0	1		
GOLDHOFER	1	0	1		
NOOTEBOOM	1	0	1		
TABBERT	0	1	1		
Alls	3	1	4		

Nýskráning notaðra ökutækja eftir orkugjafa

Dagsetning: 1.3.2019 - 31.3.2019



Fólksbifreiðar

	Bensín	Bensín	Bensín	Dísel	Rafm.	Dísel	Alls
	/Raf.ten/Rafmag					/Raf.ten	
ALFA ROMEO	0	0	0	1	0	0	1
AUDI	0	1	0	0	0	0	1
BMW	0	1	0	2	0	0	3
BMW I	0	0	0	0	2	0	2
CHEVROLET	1	0	0	0	0	0	1
CHRYSLER	0	1	0	0	0	0	1
FORD	0	0	0	4	0	0	4
HONDA	1	0	0	1	0	0	2
HYUNDAI	0	0	0	1	0	0	1
JAGUAR	0	0	0	2	0	0	2
JAGUAR LAND ROV	1	0	0	1	0	0	2
KIA	0	1	0	0	0	0	1
LADA	1	0	0	0	0	0	1
LAND ROVER	0	0	0	12	0	0	12
MERCEDES-BENZ	1	3	0	2	0	0	6
MINI	0	2	0	1	0	0	3
MITSUBISHI	1	13	0	1	0	0	15
NISSAN	0	0	0	1	7	0	8
OPEL	0	0	0	1	0	0	1
PORSCHE	1	0	0	0	0	0	1
RENAULT	0	0	0	2	2	0	4
SAAB	0	0	0	1	0	0	1
SKODA	0	0	0	7	0	0	7
SUZUKI	14	0	0	0	0	0	14
TESLA	0	0	0	0	1	0	1
TOYOTA	9	0	5	0	0	0	14
VOLKSWAGEN	3	1	0	1	2	0	7
VOLVO	3	11	0	4	0	2	20
Alls	36	34	5	45	14	2	136

Hópbifreiðar

	Dísel	Alls
MAN	1	1
Alls	1	1

Sendibifreiðar

	Bensín	Dísel	Alls
CITROEN	0	1	1
DACIA	3	0	3
DODGE	1	0	1
FORD	0	14	14
JAGUAR LAND ROV	0	1	1
LAND ROVER	0	1	1
MERCEDES-BENZ	0	11	11
RENAULT	0	3	3
TOYOTA	0	1	1
VOLKSWAGEN	1	8	9
Alls	5	40	45

Vörubifreiðar

	Dísel	Alls
FORD	3	3
GROVE	1	1
IVECO	2	2
MAN	1	1
MERCEDES-BENZ	7	7
RENAULT	2	2
VOLVO	1	1
Alls	17	17

Létt bifhjól

	Bensín	Alls
NANFANG	1	1
Alls	1	1

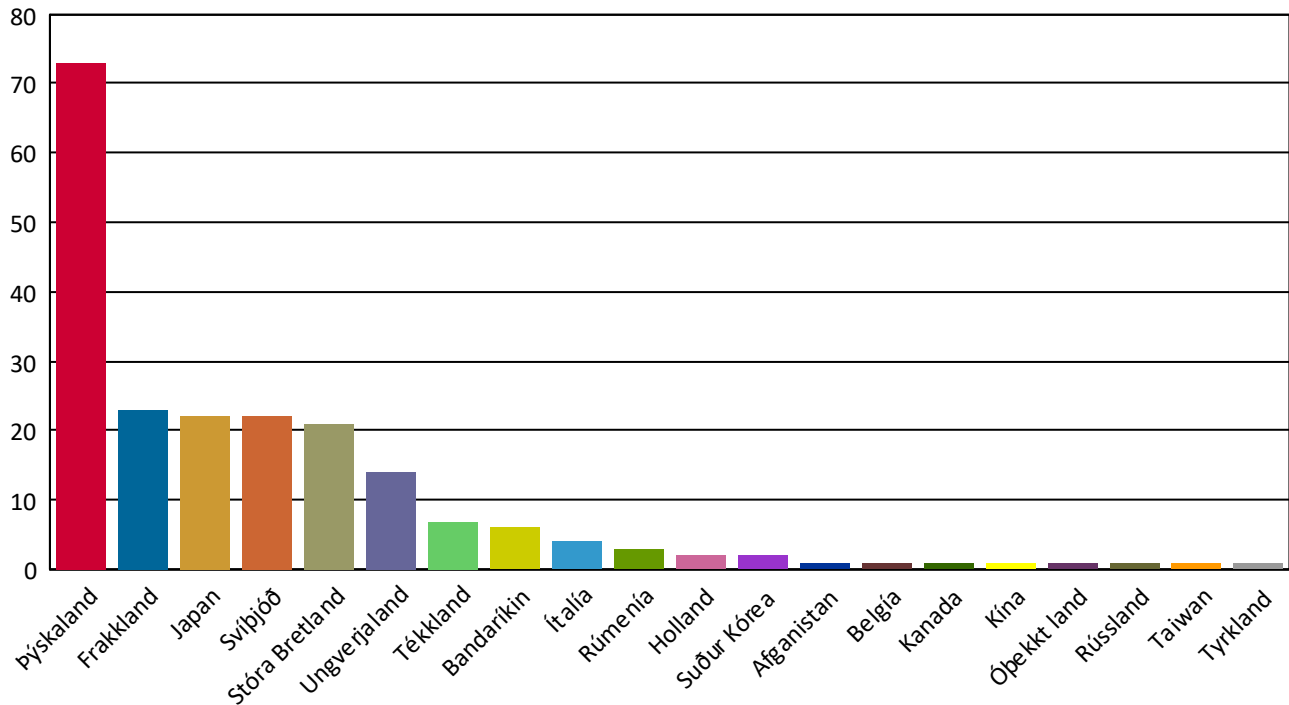
Torfæruhjól

	Bensín	Alls
HUSQVARNA	1	1
Alls	1	1

Nýskráning notaðra ökutækja eftir framleiðslulöndum

Tímabil: 1.3.2019 - 31.3.2019

Topp 20



	Fólksbifreiðar	Hópbifreiðar	Sendibifreiðar	Vörubifreiðar	Alls
Afganistan	0	0	1	0	1
Bandaríkin	2	0	1	3	6
Belgía	0	0	1	0	1
Frakkland	16	0	4	2	22
Ítalía	1	0	0	2	3
Japan	22	0	0	0	22
Kanada	1	0	0	0	1
Rúmenía	0	0	3	0	3
Rússland	1	0	0	0	1
Stóra Bretland	19	0	2	0	21
Suður Kórea	2	0	0	0	2
Svíþjóð	21	0	0	1	22
Taiwan	1	0	0	0	1
Tékkland	7	0	0	0	7
Tyrkland	1	0	0	0	1
Ungverjaland	14	0	0	0	14
Þýskaland	28	1	33	9	71
Alls	136	1	45	17	199

	Létt bifhjól	Torfæruhjól	Alls
Ítalía	0	1	1
Kína	1	0	1
Alls	1	1	2

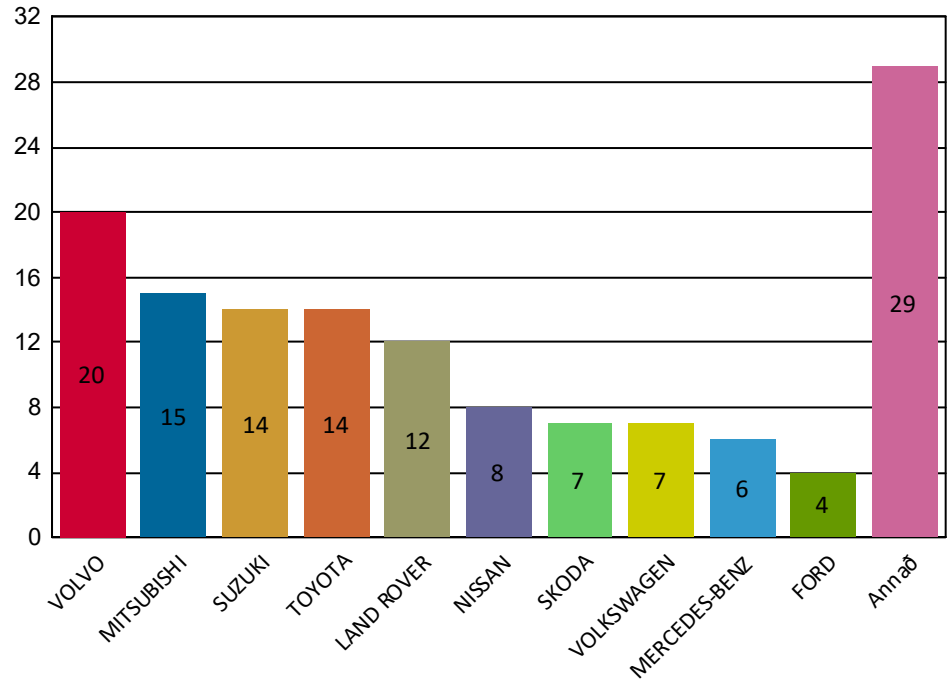
	Eftirvagnar	Ferðavagnar	Alls
Frakkland	1	0	1
Holland	1	0	1
Óþekkt land	1	0	1
Þýskaland	0	1	1
Alls	3	1	4

Nýskráning notaðra ökutækja - Topp 10 fólksbifreiðar

Tímabil: 1.3.2019 - 31.3.2019

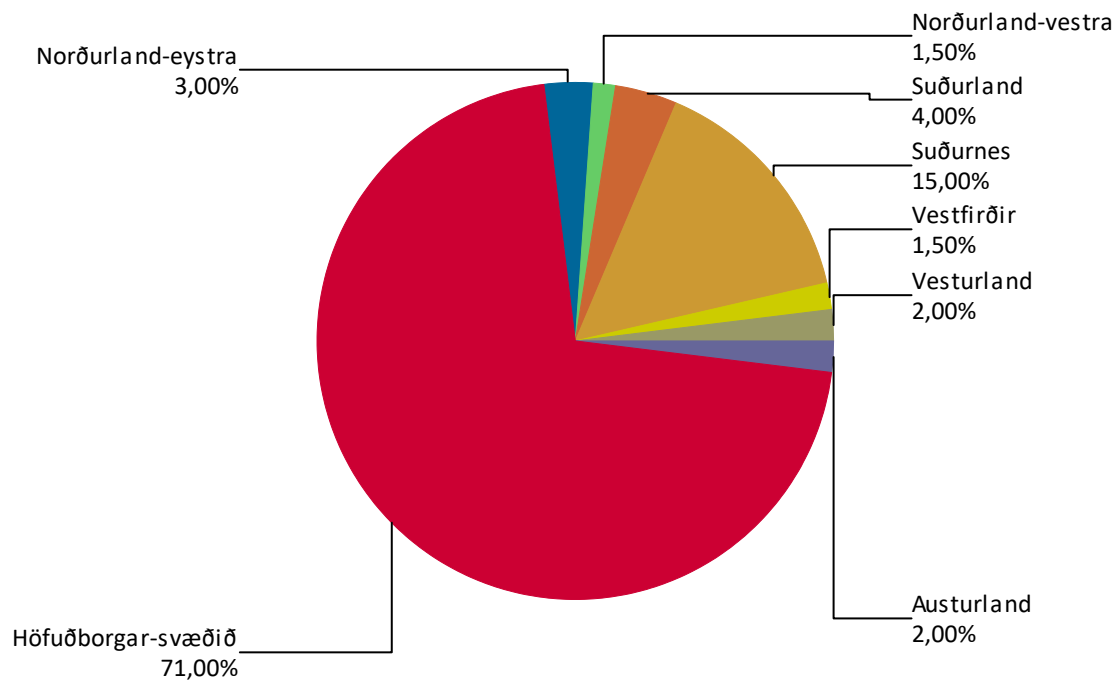
Topp 10

Fólksbifreiðar	
VOLVO	20
MITSUBISHI	15
SUZUKI	14
TOYOTA	14
LAND ROVER	12
NISSAN	8
SKODA	7
VOLKSWAGEN	7
MERCEDES-BENZ	6
FORD	4



Nýskráning notaðra ökutækja eftir landshlutum

Dagsetning: 1.3.2019 - 31.3.2019



	Höfuðborgar -svæðið	Suðurnes	Vesturland	Vestfirðir	Norðurland- vestra	Norðurland- eystra	Austurland	Suðurland	Alls
Fólksbifreiðar	87	26	3	2	2	4	3	4	131
Hópbifreiðar	0	1	0	0	0	0	0	0	1
Sendibifreiðar	39	1	0	0	0	1	1	1	43
Vörubifreiðar	13	1	0	0	0	0	0	3	17
Létt bifhjól	0	1	0	0	0	0	0	0	1
Torfæruhjól	1	0	0	0	0	0	0	0	1
Eftirvagnar	2	0	0	1	0	0	0	0	3
Ferðavagnar	0	0	1	0	0	0	0	0	1
Alls	142	30	4	3	2	5	4	8	198

	Höfuðborgar -svæðið	Suðurnes	Vesturland	Vestfirðir	Norðurland- vestra	Norðurland- eystra	Austurland	Suðurland	Alls
AJK	1	0	0	0	0	0	0	0	1
ALFA ROMEO	1	0	0	0	0	0	0	0	1
AUDI	1	0	0	0	0	0	0	0	1
BMW	3	0	0	0	0	0	0	0	3
BMW I	2	0	0	0	0	0	0	0	2
CHEVROLET	0	0	0	0	0	0	1	0	1
CHRYSLER	0	1	0	0	0	0	0	0	1
CITROEN	0	1	0	0	0	0	0	0	1
DACIA	3	0	0	0	0	0	0	0	3
DODGE	1	0	0	0	0	0	0	0	1
FENDT	0	0	0	0	1	0	0	0	1
FORD	17	1	0	0	0	0	1	1	20
GOLDHOFER	1	0	0	0	0	0	0	0	1
GROVE	1	0	0	0	0	0	0	0	1
HONDA	0	0	0	0	0	1	0	1	2
HUSQVARNA	1	0	0	0	0	0	0	0	1
HYUNDAI	0	1	0	0	0	0	0	0	1
IVECO	1	1	0	0	0	0	0	0	2

Heimilt er að birta einstaka niðurstöður úr þessari skýrslu ef heimilda er getið. Ekki er heimilt að afrita skýrsluna, hvorki að hluta né í heild si

	Höfuðborgar -svæðið	Suðurnes	Vesturland	Vestfirðir	Norðurland- vestra	Norðurland- eystra	Austurland	Suðurland	Alls
JAGUAR	2	0	0	0	0	0	0	0	2
JAGUAR LAND ROVER L	3	0	0	0	0	0	0	0	3
KIA	1	0	0	0	0	0	0	0	1
LADA	0	0	0	0	1	0	0	0	1
LAND ROVER	12	0	0	0	0	1	0	0	13
MAN	0	1	0	0	0	0	0	1	2
MERCEDES-BENZ	20	0	0	0	0	0	0	2	22
MINI	3	0	0	0	0	0	0	0	3
MITSUBISHI	10	2	0	0	0	0	1	1	14
NANFANG	0	1	0	0	0	0	0	0	1
NEW HOLLAND	0	0	0	0	0	1	0	0	1
NISSAN	7	0	0	1	0	0	0	0	8
NOOTEBOOM	0	0	0	1	0	0	0	0	1
OPEL	0	0	0	0	0	1	0	0	1
PORSCHE	1	0	0	0	0	0	0	0	1
RENAULT	9	0	0	0	0	0	0	0	9
SAAB	1	0	0	0	0	0	0	0	1
SKODA	5	0	1	1	0	0	0	0	7
SUZUKI	0	14	0	0	0	0	0	0	14
TABBERT	0	0	1	0	0	0	0	0	1
TESLA	1	0	0	0	0	0	0	0	1
TOYOTA	8	6	1	0	0	0	0	0	15
VOLKSWAGEN	13	1	0	0	0	1	0	0	15
VOLVO	13	0	1	0	1	1	1	2	19
Alls	142	30	4	3	3	6	4	8	200