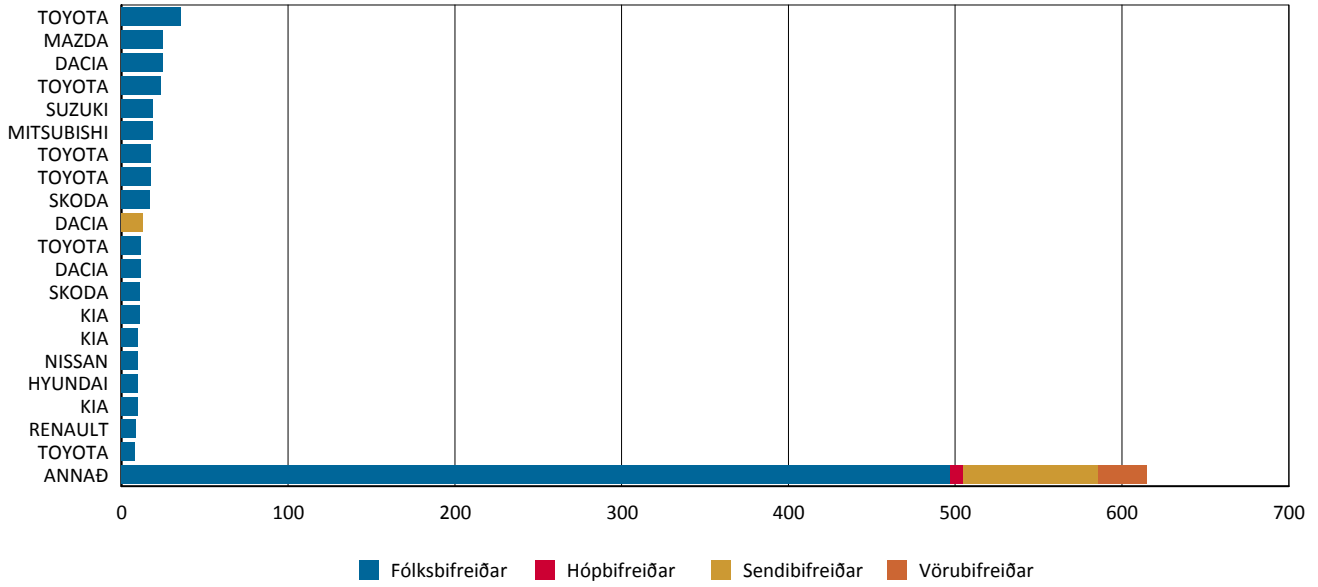


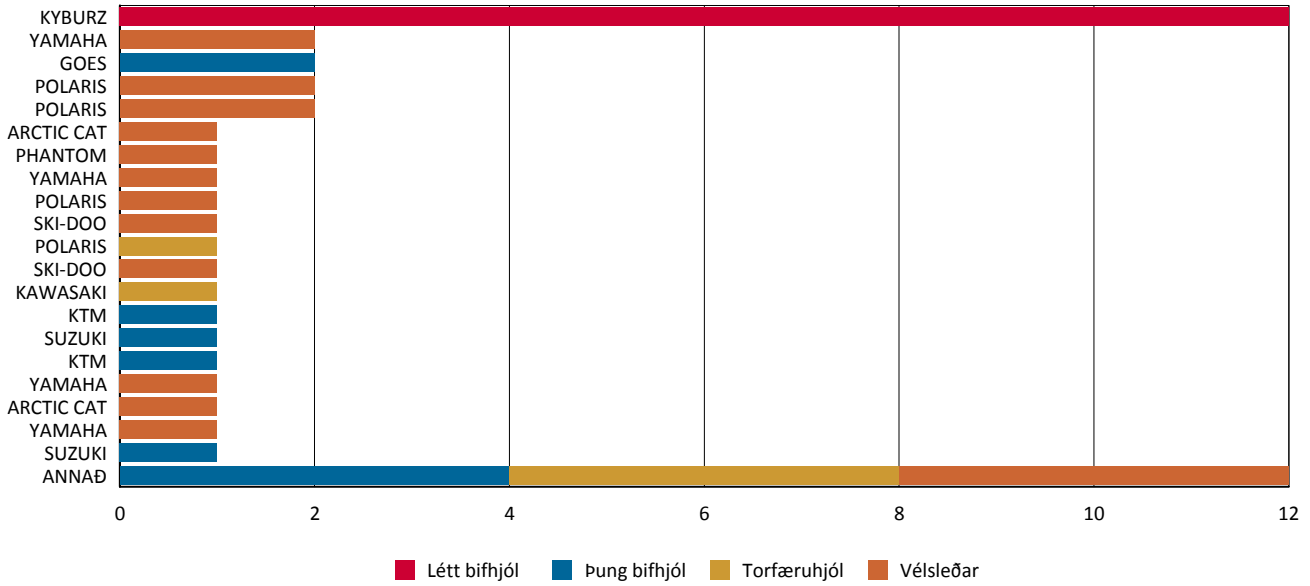
Nýskráning nýrra ökutæki eftir tegund

Tímabil: 1.2.2019 - 28.2.2019

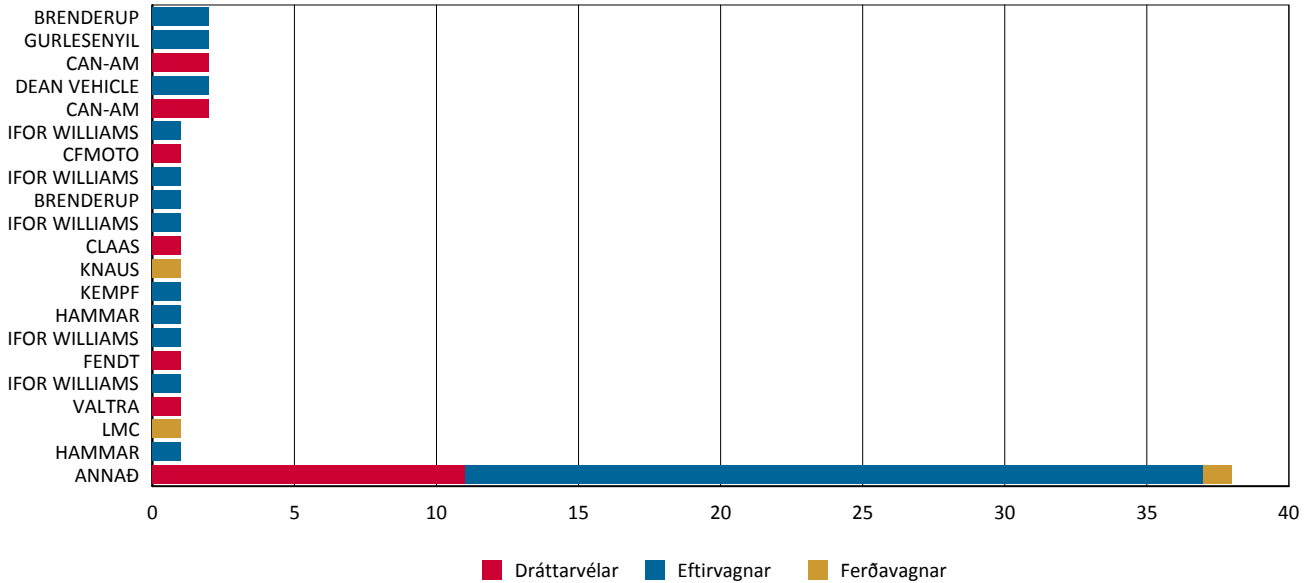
Topp 20



Topp 20



Topp 20



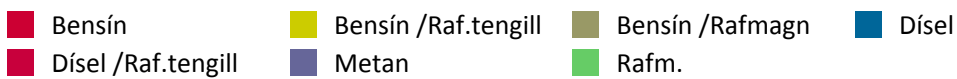
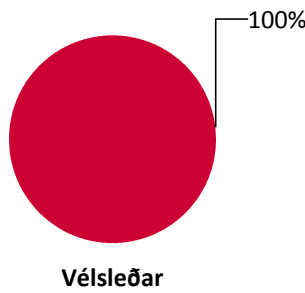
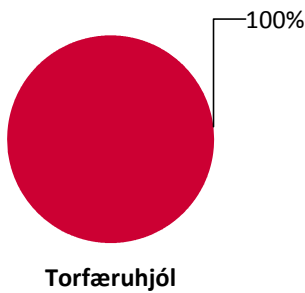

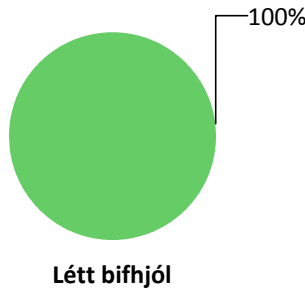
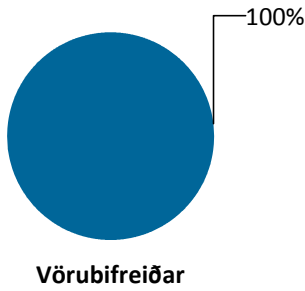
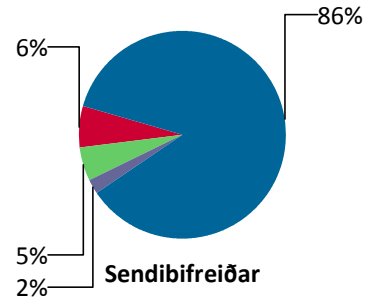
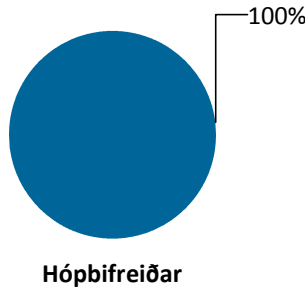
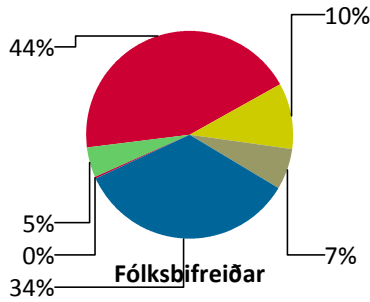
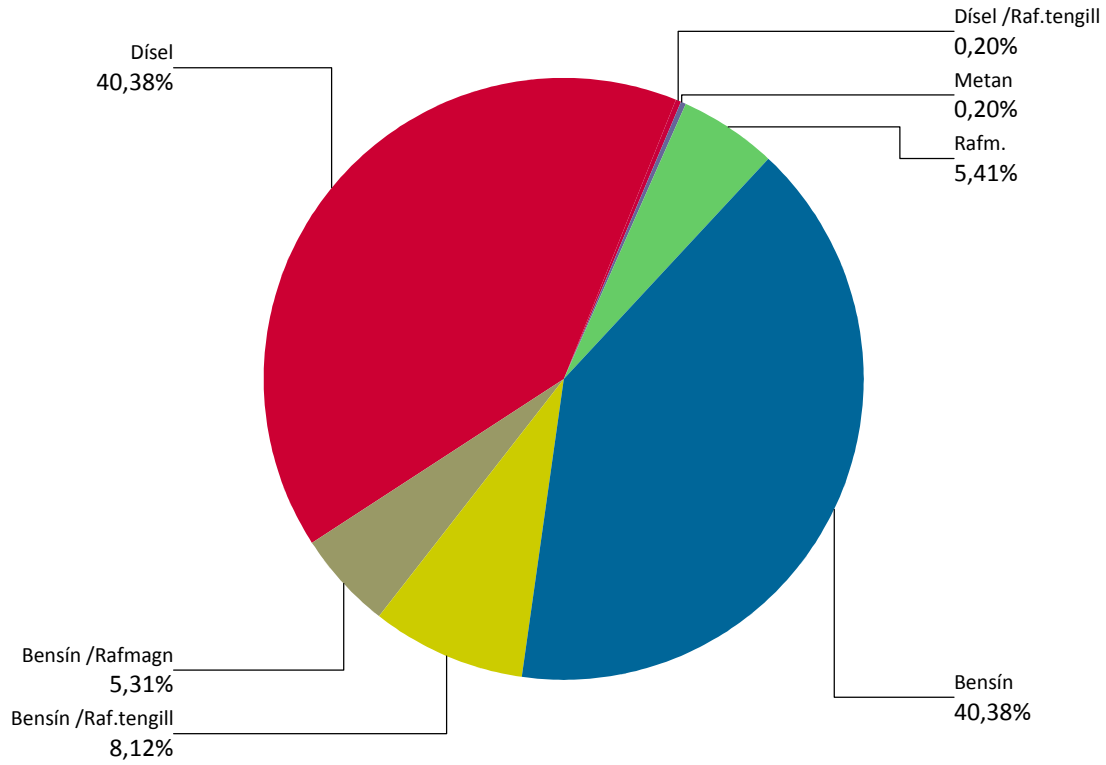
Heimilt er að birta einstaka niðurstöður úr þessari skýrslu ef heimilda er getið. Ekki er heimilt að afrita skýrsluna, hvorki að hluta né í heild sinni, til dreifingar.

	Fólksbífreiddar	Hópbífreiddar	Sendibífreiddar	Vörubífreiddar	Alls
AUDI	4	0	0	0	4
BMW	10	0	0	0	10
CITROEN	4	0	5	0	9
DACIA	43	0	15	0	58
DODGE	0	0	0	7	7
FIAT	1	0	0	0	1
FORD	33	0	15	0	48
HONDA	14	0	0	0	14
HYUNDAI	34	0	1	0	35
ISUZU	0	0	1	0	1
IVECO	0	0	0	1	1
JAGUAR	4	0	0	0	4
JEEP	3	0	0	0	3
KIA	105	0	0	0	105
LAND ROVER	21	0	0	0	21
LEXUS	1	0	0	0	1
MAN	0	1	0	3	4
MAZDA	49	0	0	0	49
MERCEDES-BENZ	14	4	8	10	36
MINI	1	0	0	0	1
MITSUBISHI	39	0	1	0	40
NEOPLAN	0	1	0	0	1
NISSAN	45	0	5	0	50
OPEL	7	0	0	0	7
PEUGEOT	17	0	0	0	17
RENAULT	22	0	15	0	37
SCANIA	0	0	0	3	3
SETRA	0	1	0	0	1
SKODA	36	0	0	0	36
SSANGYONG	6	0	0	0	6
SUBARU	11	0	0	0	11
SUZUKI	33	0	0	0	33
TOYOTA	186	0	8	0	194
VOLKSWAGEN	32	0	20	0	52
VOLVO	26	1	0	5	32
Alls	801	8	94	29	932
	Létt bífhjól	Þung bífhjól	Torfæruhjól	Vélsleðar	Alls
ARCTIC CAT	0	0	0	2	2
BETA	0	1	0	0	1
CAN-AM	0	0	3	0	3
GAS GAS	0	1	0	0	1
GEPARD	0	0	1	0	1
GOES	0	2	0	0	2
KAWASAKI	0	0	1	0	1
KTM	0	4	0	0	4
KYBURZ	12	0	0	0	12
PHANTOM	0	0	0	2	2
POLARIS	0	0	1	6	7
SKI-DOO	0	0	0	3	3
SUZUKI	0	2	0	0	2
YAMAHA	0	0	0	6	6
Alls	12	10	6	19	47

	Dráttarvélur	Eftirvagnar	Ferðavagnar	Alls
ALCOM	0	1	0	1
ALM DAMPER	0	1	0	1
BRENDERUP	0	3	0	3
CAN-AM	7	0	0	7
CFMOTO	3	0	0	3
CLAAS	3	0	0	3
DEAN VEHICLE	0	2	0	2
DEUTZ FAHR	1	0	0	1
FENDT	1	0	1	2
GAUPEN	0	1	0	1
GURLESENYIL	0	3	0	3
HAMMAR	0	2	0	2
HENGIVAGN	0	4	0	4
HENRA	0	1	0	1
HESTAKERRA	0	1	0	1
HUMBAUR	0	1	0	1
IFOR WILLIAMS	0	8	0	8
KANE	0	1	0	1
KEMPF	0	1	0	1
KNAUS	0	0	1	1
LANGENDORF	0	1	0	1
LMC	0	0	1	1
NTM	0	1	0	1
O.ME.P.S.	0	1	0	1
SCHMIDT	0	1	0	1
STEMA	0	1	0	1
TENGIVAGN	0	1	0	1
UNSINN	0	1	0	1
V OG P	0	2	0	2
VALTRA	4	0	0	4
VÍKURVAGNAR	0	1	0	1
WECKMAN	0	1	0	1
Alls	19	41	3	63

Nýskráning nýrra ökutækja eftir orkugjafa

Dagsetning: 1.2.2019 - 28.2.2019



Fólksbifreiðar

	Bensín	Bensín /Raf.ten	Bensín /Rafmag	Dísel	Rafm.	Dísel /Raf.ten	Alls
AUDI	1	1	0	0	0	2	4
BMW	2	3	0	5	0	0	10
CITROEN	4	0	0	0	0	0	4
DACIA	38	0	0	5	0	0	43
FIAT	0	0	0	1	0	0	1
FORD	24	0	0	9	0	0	33
HONDA	10	0	4	0	0	0	14
HYUNDAI	9	1	0	19	5	0	34
JAGUAR	1	0	0	3	0	0	4
JEEP	0	0	0	3	0	0	3
KIA	48	9	6	42	0	0	105
LAND ROVER	0	7	0	14	0	0	21
LEXUS	0	0	1	0	0	0	1
MAZDA	46	0	0	3	0	0	49
MERCEDES-BENZ	2	1	0	11	0	0	14
MINI	0	1	0	0	0	0	1
MITSUBISHI	3	36	0	0	0	0	39
NISSAN	5	0	0	22	18	0	45
OPEL	7	0	0	0	0	0	7
PEUGEOT	10	0	0	7	0	0	17
RENAULT	0	0	0	18	4	0	22
SKODA	0	0	0	36	0	0	36
SSANGYONG	0	0	0	6	0	0	6
SUBARU	10	0	0	1	0	0	11
SUZUKI	33	0	0	0	0	0	33
TOYOTA	87	3	42	54	0	0	186
VOLKSWAGEN	10	2	0	10	10	0	32
VOLVO	2	17	0	7	0	0	26
Alls	352	81	53	276	37	2	801

Hópbifreiðar

	Dísel	Alls
MAN	1	1
MERCEDES-BENZ	4	4
NEOPLAN	1	1
SETRA	1	1
VOLVO	1	1
Alls	8	8

Sendibifreiðar

	Bensín	Dísel	Metan	Rafm.	Alls
CITROEN	0	5	0	0	5
DACIA	0	15	0	0	15
FORD	2	13	0	0	15
HYUNDAI	0	1	0	0	1
ISUZU	0	1	0	0	1
MERCEDES-BENZ	0	8	0	0	8
MITSUBISHI	0	1	0	0	1
NISSAN	0	3	0	2	5

	Bensín	Dísel	Metan	Rafm.	Alls
RENAULT	0	12	0	3	15
TOYOTA	0	8	0	0	8
VOLKSWAGEN	4	14	2	0	20
Alls	6	81	2	5	94

Vörubifreiðar

	Dísel	Alls
DODGE	7	7
IVECO	1	1
MAN	3	3
MERCEDES-BENZ	10	10
SCANIA	3	3
VOLVO	5	5
Alls	29	29

Létt bifhjól

	Rafm.	Alls
KYBURZ	12	12
Alls	12	12

Pung bifhjól

	Bensín	Alls
BETA	1	1
GAS GAS	1	1
GOES	2	2
KTM	4	4
SUZUKI	2	2
Alls	10	10

Torfæruhjól

	Bensín	Alls
CAN-AM	3	3
GEPARD	1	1
KAWASAKI	1	1
POLARIS	1	1
Alls	6	6

Vélsleðar

	Bensín	Alls
ARCTIC CAT	2	2
PHANTOM	2	2
POLARIS	6	6
SKI-DOO	3	3
YAMAHA	6	6
Alls	19	19

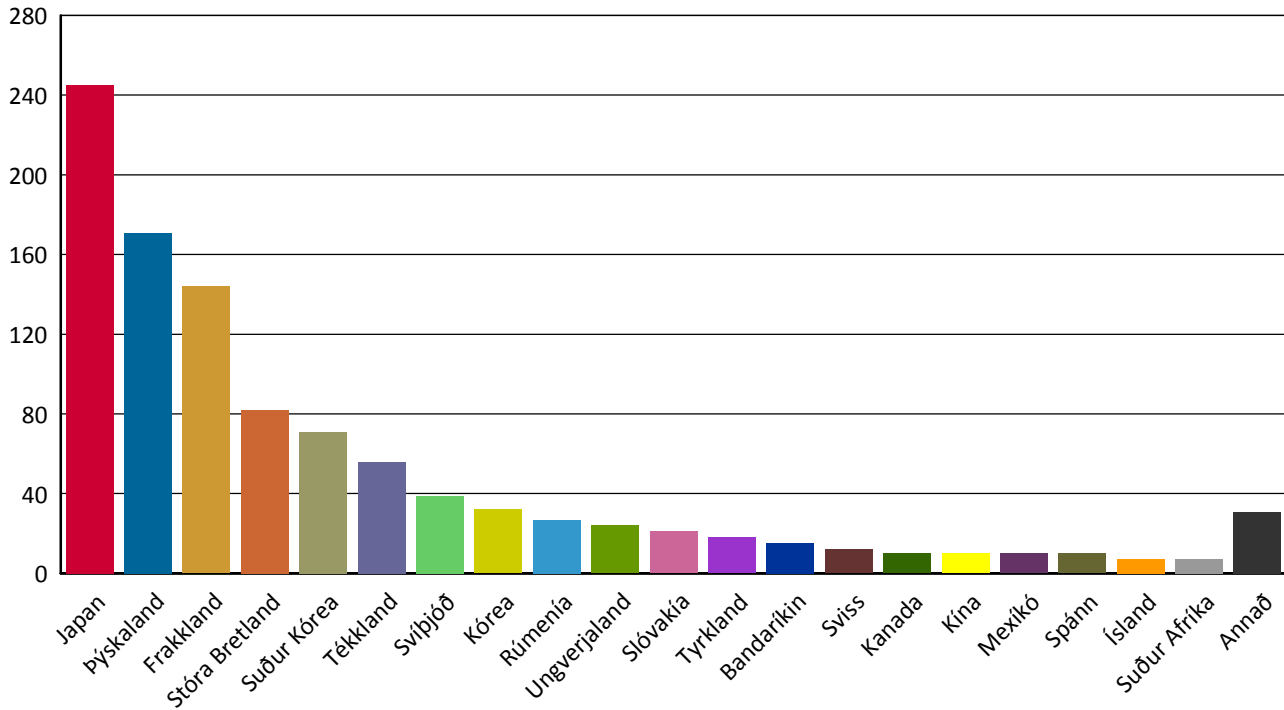
Dráttarvélar

	Bensín	Dísel	Alls
CAN-AM	7	0	7
CFMOTO	3	0	3
CLAAS	0	3	3
DEUTZ FAHR	0	1	1
FENDT	0	1	1
VALTRA	0	4	4
Alls	10	9	19

Nýskráning nýrra ökutækja eftir framleiðslulöndum

Tímabil: 1.2.2019 - 28.2.2019

Topp 20



	Fólksbifreiðar	Hópbifreiðar	Sendibifreiðar	Vörubifreiðar	Alls
Afganistan	1	0	0	0	1
Bandaríkin	5	0	0	0	5
Belgía	1	0	1	0	2
Frakkland	121	0	20	0	141
Indland	5	0	0	0	5
Ítalía	1	0	0	1	2
Japan	242	0	0	0	242
Kanada	0	0	0	7	7
Kórea	32	0	0	0	32
Rúmenía	12	0	15	0	27
Slóvakía	21	0	0	0	21
Spánn	4	0	5	0	9
Stóra Bretland	68	0	0	0	68
Suður Afríka	0	0	7	0	7
Suður Kórea	71	0	0	0	71
Svíþjóð	26	1	0	8	35
Tailand	0	0	2	0	2
Tékkland	55	0	1	0	56
Tyrkland	14	0	0	0	14
Ungverjaland	24	0	0	0	24
Útlönd	1	0	0	0	1
Pýskalaland	97	7	43	13	160
Alls	801	8	94	29	932
	Létt bifhjól	Þung bifhjól	Torfæruhjól	Vélsleðar	Alls
Austurríki	0	4	0	0	4
Bandaríkin	0	0	1	8	9
Ítalía	0	1	0	0	1
Japan	0	2	1	0	3
Kanada	0	0	0	3	3
Kína	0	2	1	2	5

Heimilt er að birta einstaka niðurstöður úr þessari skýrslu ef heimilda er getið. Ekki er heimilt að afrita skýrsluna, hvorki að hluta né í heild sinni, til dreifingar.

	Létt bifhjól	Þung bifhjól	Torfæruhjól	Vélsleðar	Alls
Mexikó	0	0	3	0	3
Spánn	0	1	0	0	1
Stóra Bretland	0	0	0	6	6
Sviss	12	0	0	0	12
Alls	12	10	6	19	47

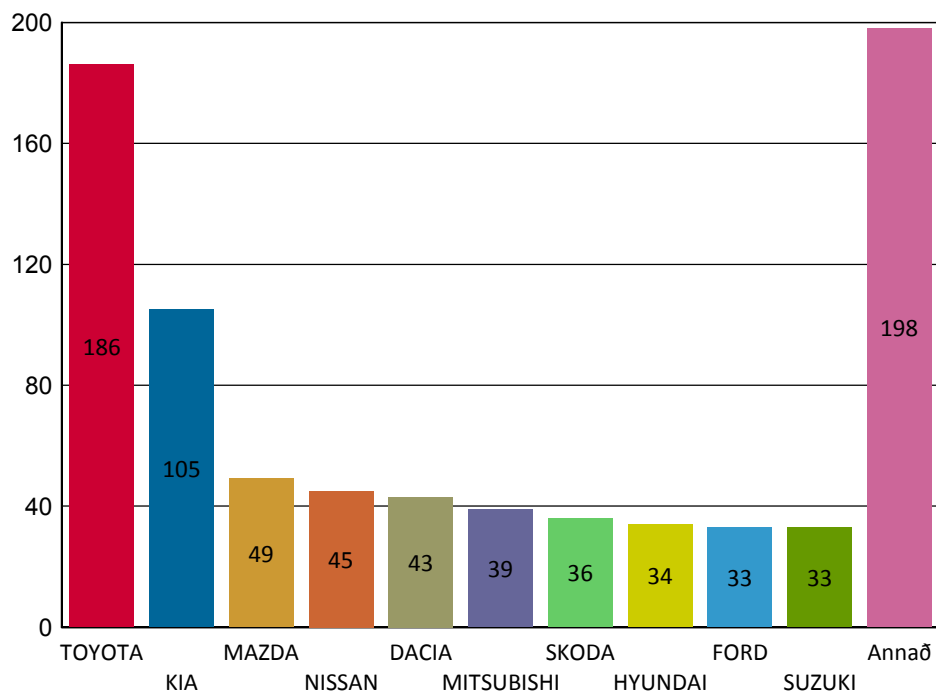
	Dráttarvélar	Eftirvagnar	Ferðavagnar	Alls
Bandaríkin	0	1	0	1
Danmörk	0	3	0	3
Finnland	4	1	0	5
Frakkland	3	0	0	3
Holland	0	1	0	1
Írland	0	1	0	1
Ísland	0	7	0	7
Ítalía	0	1	0	1
Kína	3	2	0	5
Litháen	0	2	0	2
Mexikó	7	0	0	7
Stóra Bretland	0	8	0	8
Svíþjóð	0	4	0	4
Tyrkland	0	4	0	4
Þýskaland	2	6	3	11
Alls	19	41	3	63

Nýskráning nýrra ökutækja - Topp 10 fólksbifreiðar

Tímabil: 1.2.2019 - 28.2.2019

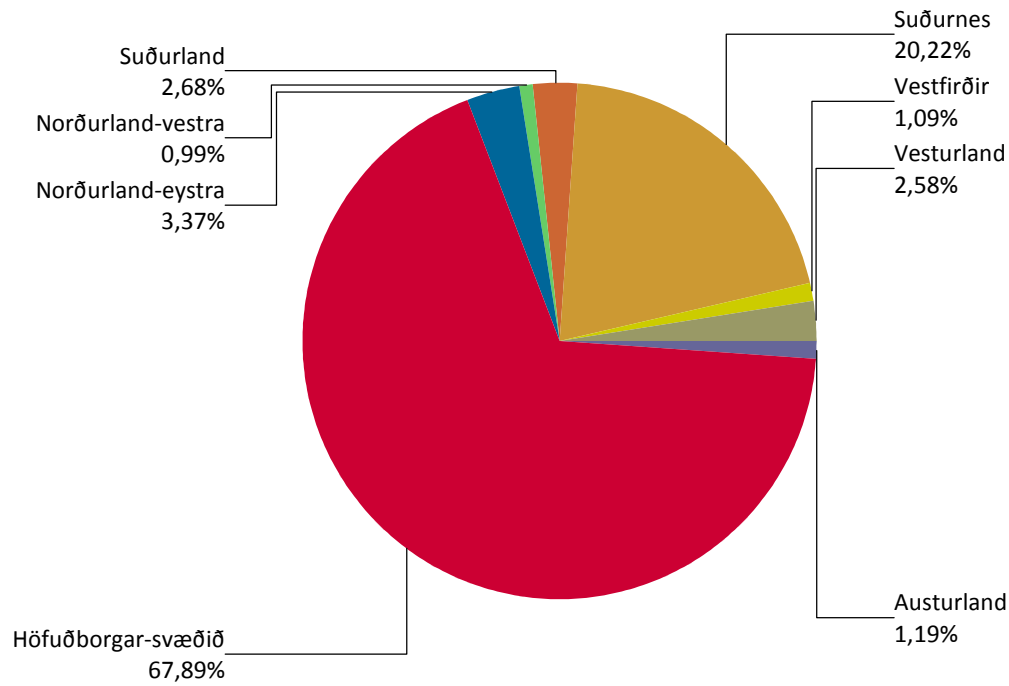
Topp 10

Fólksbifreiðar	
TOYOTA	186
KIA	105
MAZDA	49
NISSAN	45
DACIA	43
MITSUBISHI	39
SKODA	36
HYUNDAI	34
FORD	33
SUZUKI	33



Nýskráning nýrra ökutækja eftir landshlutum

Dagsetning: 1.2.2019 - 28.2.2019



	Höfuðborgar-svæðið	Suðurnes	Vesturland	Vestfirðir	Norðurland-vestra	Norðurland-eystra	Austurland	Suðurland	Alls
Fólksbifreiðar	528	185	12	6	3	17	11	13	775
Hópbifreiðar	5	0	0	0	0	3	0	0	8
Sendibifreiðar	61	15	4	0	1	6	0	1	88
Vörubifreiðar	20	1	1	2	2	1	0	1	28
Létt bifhjól	12	0	0	0	0	0	0	0	12
Þung bifhjól	5	1	1	1	0	0	0	2	10
Torfæruhjól	4	1	1	0	0	0	0	0	6
Vélsleðar	12	0	2	2	0	2	0	1	19
Dráttarvélar	9	0	1	0	3	5	0	1	19
Eftirvagnar	27	1	4	0	1	0	0	8	41
Ferðavagnar	2	0	0	0	0	0	1	0	3
Alls	685	204	26	11	10	34	12	27	1.009

	Höfuðborgar-svæðið	Suðurnes	Vesturland	Vestfirðir	Norðurland-vestra	Norðurland-eystra	Austurland	Suðurland	Alls
ALCOM	1	0	0	0	0	0	0	0	1
ALM DAMPER	0	0	0	0	0	0	0	1	1
ARCTIC CAT	1	0	0	1	0	0	0	0	2
AUDI	2	0	0	0	0	1	0	0	3
BETA	1	0	0	0	0	0	0	0	1
BMW	7	1	1	1	0	0	0	0	10
BRENDERUP	3	0	0	0	0	0	0	0	3
CAN-AM	8	1	0	0	0	1	0	0	10
CFMOTO	2	0	1	0	0	0	0	0	3
CITROEN	9	0	0	0	0	0	0	0	9
CLAAS	0	0	0	0	1	2	0	0	3
DACIA	2	54	0	0	0	2	0	0	58
DEAN VEHICLE	0	0	2	0	0	0	0	0	2
DEUTZ FAHR	1	0	0	0	0	0	0	0	1
DODGE	6	0	0	0	0	0	0	1	7

Heimilt er að birta einstaka niðurstöður úr þessari skýrslu ef heimilda er getið. Ekki er heimilt að afrita skýrsluna, hvorki að hluta né í heild sinni, til dreifingar.

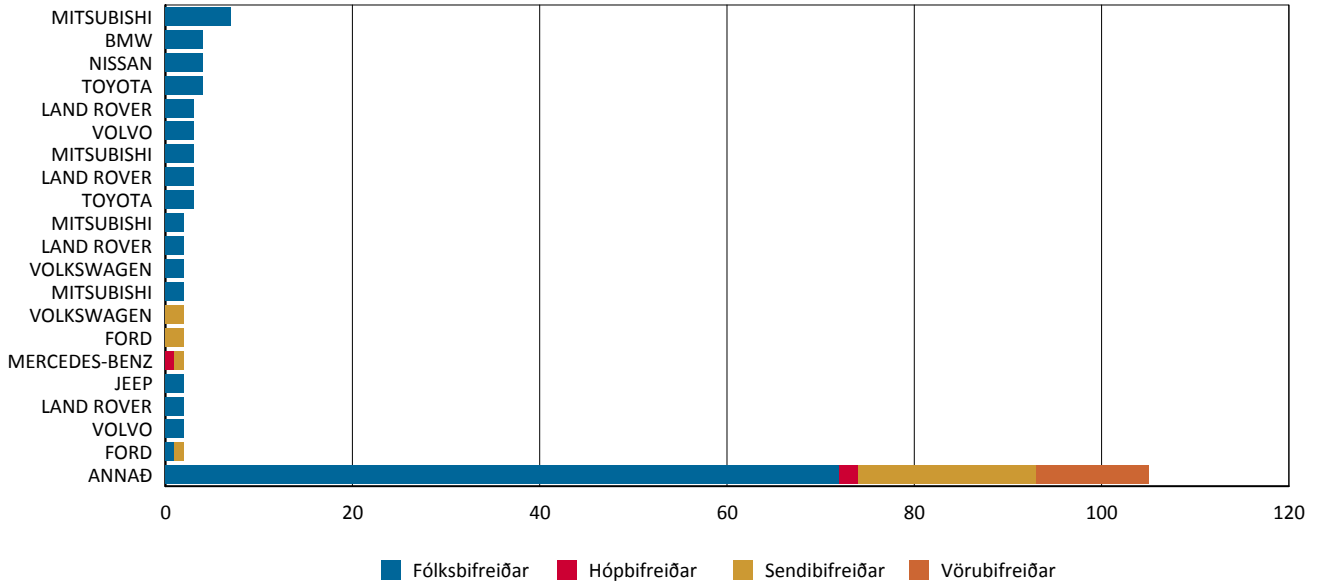
	Höfuðborgar -svæðið	Suðurnes	Vesturland	Vestfirðir	Norðurland- vestra	Norðurland- eystra	Austurland	Suðurland	Alls
FENDT	0	0	0	0	1	0	1	0	2
FIAT	1	0	0	0	0	0	0	0	1
FORD	39	1	2	0	1	5	0	0	48
GAS GAS	1	0	0	0	0	0	0	0	1
GAUPEN	0	0	1	0	0	0	0	0	1
GEPARD	0	0	1	0	0	0	0	0	1
GOES	0	0	0	0	0	0	0	2	2
GURLESENYIL	2	0	0	0	1	0	0	0	3
HAMMAR	2	0	0	0	0	0	0	0	2
HENGIVAGN	3	0	0	0	0	0	0	1	4
HENRA	1	0	0	0	0	0	0	0	1
HESTAKERRA	1	0	0	0	0	0	0	0	1
HONDA	13	0	0	0	0	0	0	1	14
HUMBAUR	0	0	0	0	0	0	0	1	1
HYUNDAI	20	11	0	0	1	2	1	0	35
IFOR WILLIAMS	6	1	0	0	0	0	0	1	8
ISUZU	1	0	0	0	0	0	0	0	1
IVECO	0	0	1	0	0	0	0	0	1
JAGUAR	3	0	1	0	0	0	0	0	4
JEEP	3	0	0	0	0	0	0	0	3
KANE	0	0	0	0	0	0	0	1	1
KAWASAKI	1	0	0	0	0	0	0	0	1
KEMPF	1	0	0	0	0	0	0	0	1
KIA	62	36	2	0	0	0	1	3	104
KNAUS	1	0	0	0	0	0	0	0	1
KTM	3	0	1	0	0	0	0	0	4
KYBURZ	12	0	0	0	0	0	0	0	12
LAND ROVER	18	2	0	0	0	0	1	0	21
LANGENDORF	1	0	0	0	0	0	0	0	1
LEXUS	1	0	0	0	0	0	0	0	1
LMC	1	0	0	0	0	0	0	0	1
MAN	2	0	0	0	1	1	0	0	4
MAZDA	45	1	0	0	0	3	0	0	49
MERCEDES-BENZ	25	4	3	1	0	0	2	0	35
MINI	1	0	0	0	0	0	0	0	1
MITSUBISHI	20	1	1	0	0	1	2	1	26
NEOPLAN	0	0	0	0	0	1	0	0	1
NISSAN	29	16	0	1	0	1	2	1	50
NTM	1	0	0	0	0	0	0	0	1
O.ME.P.S.	1	0	0	0	0	0	0	0	1
OPEL	0	7	0	0	0	0	0	0	7
PEUGEOT	15	0	1	0	0	0	1	0	17
PHANTOM	0	0	0	0	0	2	0	0	2
POLARIS	7	0	0	0	0	0	0	0	7
RENAULT	23	10	1	0	0	0	0	0	34
SCANIA	1	1	0	0	0	1	0	0	3
SCHMIDT	0	0	0	0	0	0	0	1	1
SETRA	1	0	0	0	0	0	0	0	1
SKI-DOO	2	0	0	1	0	0	0	0	3
SKODA	31	0	0	0	0	0	0	1	32
SSANGYONG	3	3	0	0	0	0	0	0	6
STEMA	1	0	0	0	0	0	0	0	1
SUBARU	8	1	0	0	0	1	0	1	11

	Höfuðborgar -svæðið	Suðurnes	Vesturland	Vestfirðir	Norðurland- vestra	Norðurland- eystra	Austurland	Suðurland	Alls
SUZUKI	5	25	0	3	0	2	0	0	35
TENGIVAGN	1	0	0	0	0	0	0	0	1
TOYOTA	159	25	2	0	1	4	0	3	194
UNSINN	0	0	0	0	0	0	0	1	1
V OG P	1	0	0	0	0	0	0	1	2
VALTRA	0	0	0	0	1	2	0	1	4
VÍKURVAGNAR	1	0	0	0	0	0	0	0	1
VOLKSWAGEN	38	2	2	0	1	0	1	2	46
VOLVO	21	1	0	3	1	2	0	1	29
WECKMAN	0	0	1	0	0	0	0	0	1
YAMAHA	3	0	2	0	0	0	0	1	6
Alls	685	204	26	11	10	34	12	27	1.009

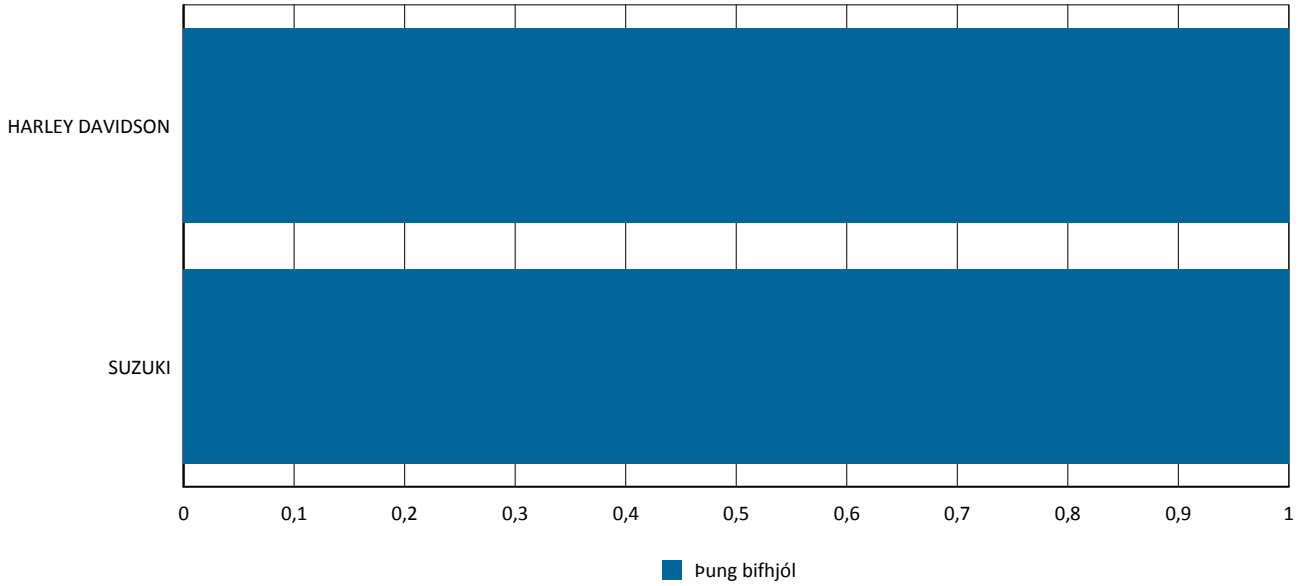
Nýskráning notaðra ökutæki eftir tegund

Tímabil: 1.2.2019 - 28.2.2019

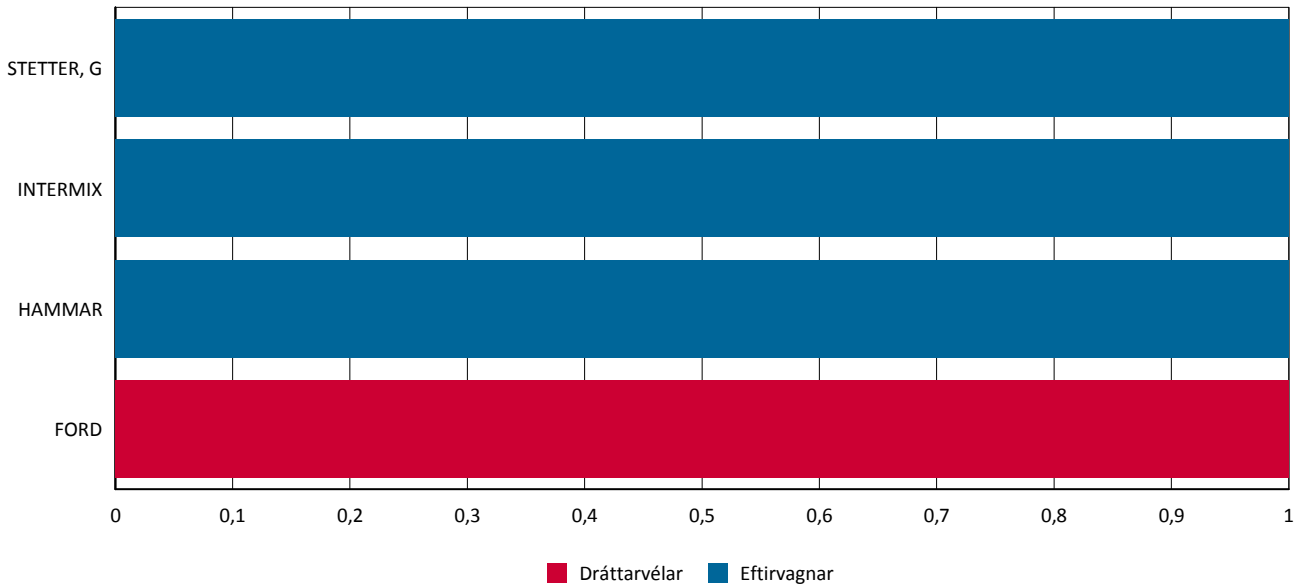
Topp 20



Topp 20



Topp 20




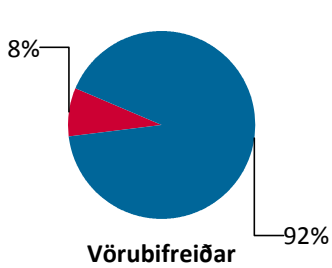
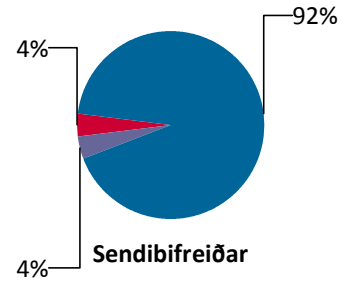
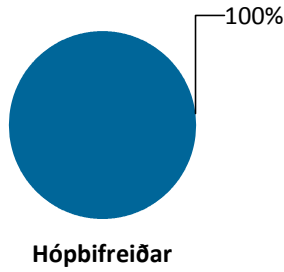
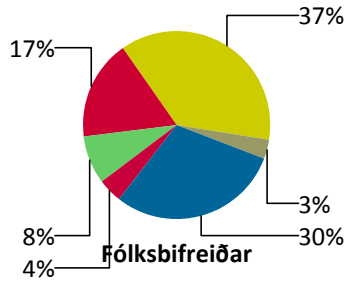
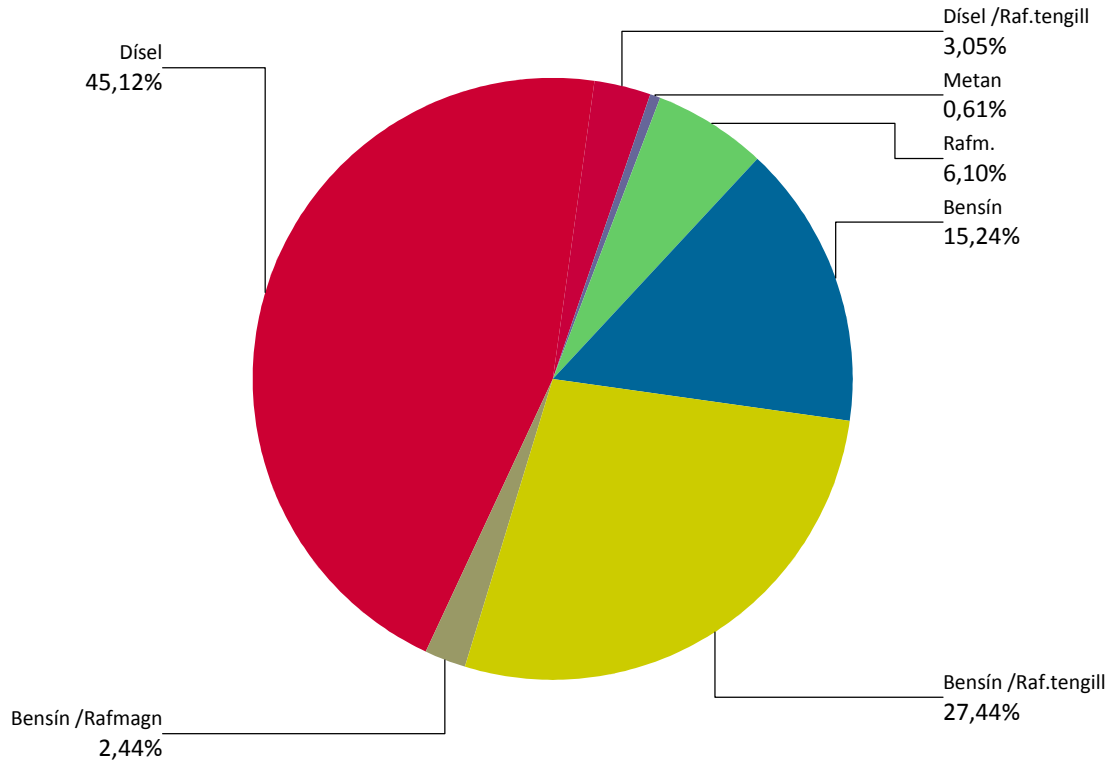
	Fólksbífreiddar	Hópbífreiddar	Sendibífreiddar	Vörubífreiddar	Alls
AUDI	2	0	0	0	2
BEDFORD	0	0	0	1	1
BMW	13	0	0	0	13
BMW I	3	0	0	0	3
CHEVROLET	1	0	0	0	1
CHRYSLER	1	0	0	0	1
CITROEN	0	0	1	0	1
DACIA	1	0	1	0	2
FORD	3	0	10	2	15
GMC	0	0	0	1	1
IVECO	0	0	1	2	3
JAGUAR	3	0	0	0	3
JAGUAR LAND ROVER	1	0	0	0	1
JEEP	4	0	0	0	4
KIA	2	0	0	0	2
LAND ROVER	13	0	0	0	13
MAN	0	0	0	1	1
MERCEDES-BENZ	5	3	3	2	13
MINI	1	0	0	0	1
MITSUBISHI	20	0	0	0	20
NISSAN	9	0	0	0	9
RENAULT	0	0	3	0	3
SCANIA	0	0	0	1	1
SKODA	3	0	0	0	3
TOYOTA	14	0	0	0	14
VOLKSWAGEN	4	0	6	0	10
VOLVO	18	0	0	2	20
Alls	121	3	25	12	161

	Pung bífhjól	Alls
HARLEY DAVIDSON	1	1
SUZUKI	1	1
Alls	2	2

	Dráttarvélar	Eftirvagnar	Alls
FORD	1	0	1
HAMMAR	0	1	1
INTERMIX	0	1	1
STETTER, G	0	1	1
Alls	1	3	4

Nýskráning notaðra ökutækja eftir orkugjafa

Dagsetning: 1.2.2019 - 28.2.2019



- Bensín
- Bensín /Raf.tengill
- Bensín /Rafmagn
- Dísel
- Dísel /Raf.tengill
- Metan
- Rafm.

Fólksbifreiðar

	Bensín	Bensín /Raf.ten	Bensín /Rafmag	Dísel	Rafm.	Dísel /Raf.ten	Alls
AUDI	0	0	0	2	0	0	2
BMW	0	12	0	1	0	0	13
BMW I	0	2	0	0	1	0	3
CHEVROLET	1	0	0	0	0	0	1
CHRYSLER	0	1	0	0	0	0	1
DACIA	1	0	0	0	0	0	1
FORD	1	0	0	2	0	0	3
JAGUAR	0	0	0	2	1	0	3
JAGUAR LAND ROVE	0	0	0	1	0	0	1
JEEP	3	0	0	1	0	0	4
KIA	0	1	0	1	0	0	2
LAND ROVER	0	0	0	13	0	0	13
MERCEDES-BENZ	2	2	0	1	0	0	5
MINI	1	0	0	0	0	0	1
MITSUBISHI	0	20	0	0	0	0	20
NISSAN	1	0	0	0	8	0	9
SKODA	1	0	0	2	0	0	3
TOYOTA	8	0	4	2	0	0	14
VOLKSWAGEN	1	1	0	2	0	0	4
VOLVO	1	6	0	6	0	5	18
Alls	21	45	4	36	10	5	121

Hópbifreiðar

	Dísel	Alls
MERCEDES-BENZ	3	3
Alls	3	3

Sendibifreiðar

	Bensín	Dísel	Metan	Alls
CITROEN	0	1	0	1
DACIA	1	0	0	1
FORD	0	10	0	10
IVECO	0	0	1	1
MERCEDES-BENZ	0	3	0	3
RENAULT	0	3	0	3
VOLKSWAGEN	0	6	0	6
Alls	1	23	1	25

Vörubifreiðar

	Bensín	Dísel	Alls
BEDFORD	1	0	1
FORD	0	2	2
GMC	0	1	1
IVECO	0	2	2
MAN	0	1	1
MERCEDES-BENZ	0	2	2
SCANIA	0	1	1
VOLVO	0	2	2

	Bensín	Dísel	Alls
Alls	1	11	12

Pung bifhjól

	Bensín	Alls
HARLEY DAVIDSON	1	1
SUZUKI	1	1
Alls	2	2

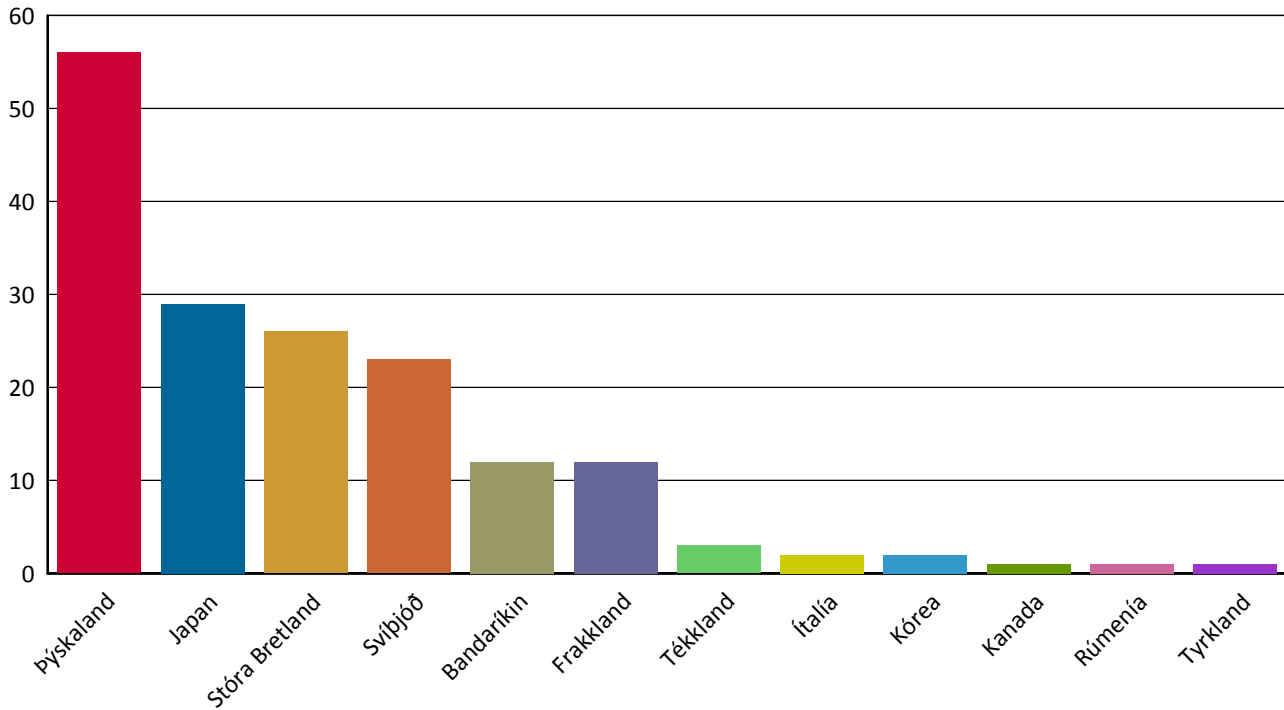
Dráttarvélar

	Dísel	Alls
FORD	1	1
Alls	1	1

Nýskráning notaðra ökutækja eftir framleiðslulöndum

Tímabil: 1.2.2019 - 28.2.2019

Topp 20



	Fólksbifreiðar	Hópbifreiðar	Sendibifreiðar	Vörubifreiðar	Alls
Bandaríkin	9	0	0	2	11
Frakkland	8	0	4	0	12
Ítalía	0	0	1	1	2
Japan	28	0	0	0	28
Kanada	1	0	0	0	1
Kórea	2	0	0	0	2
Rúmenía	0	0	1	0	1
Stóra Bretland	24	0	0	1	25
Svíþjóð	18	0	0	3	21
Tékkland	3	0	0	0	3
Tyrkland	1	0	0	0	1
Þýskaland	27	3	19	5	54
Alls	121	3	25	12	161

	Pung bifhjól	Alls
Bandaríkin	1	1
Japan	1	1
Alls	2	2

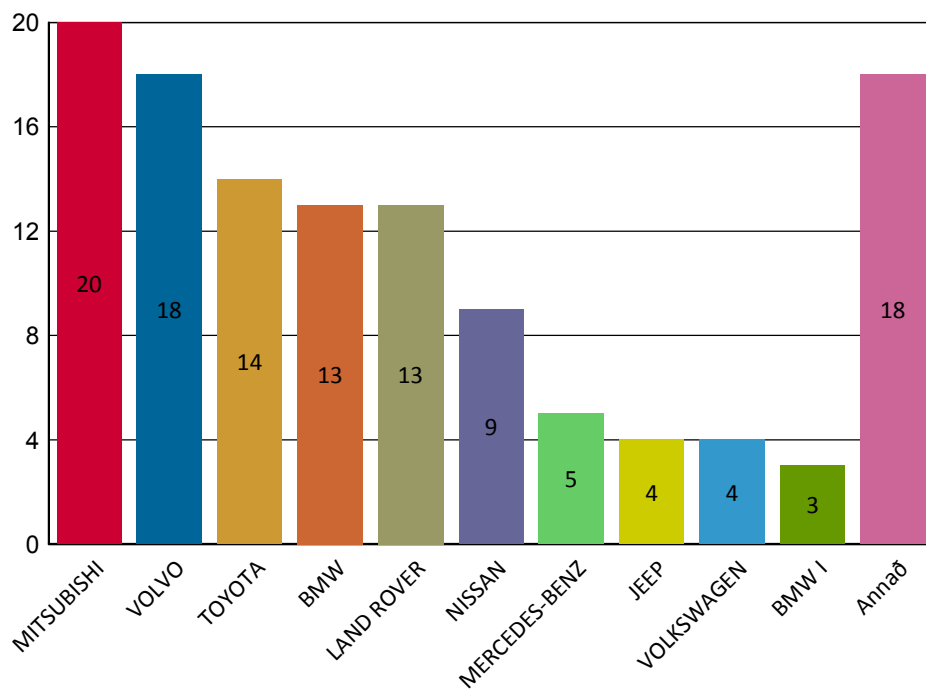
	Dráttarvélar	Eftirvagnar	Alls
Stóra Bretland	1	0	1
Svíþjóð	0	2	2
Þýskaland	0	1	1
Alls	1	3	4

Nýskráning notaðra ökutækja - Topp 10 fólksbifreiðar

Tímabil: 1.2.2019 - 28.2.2019

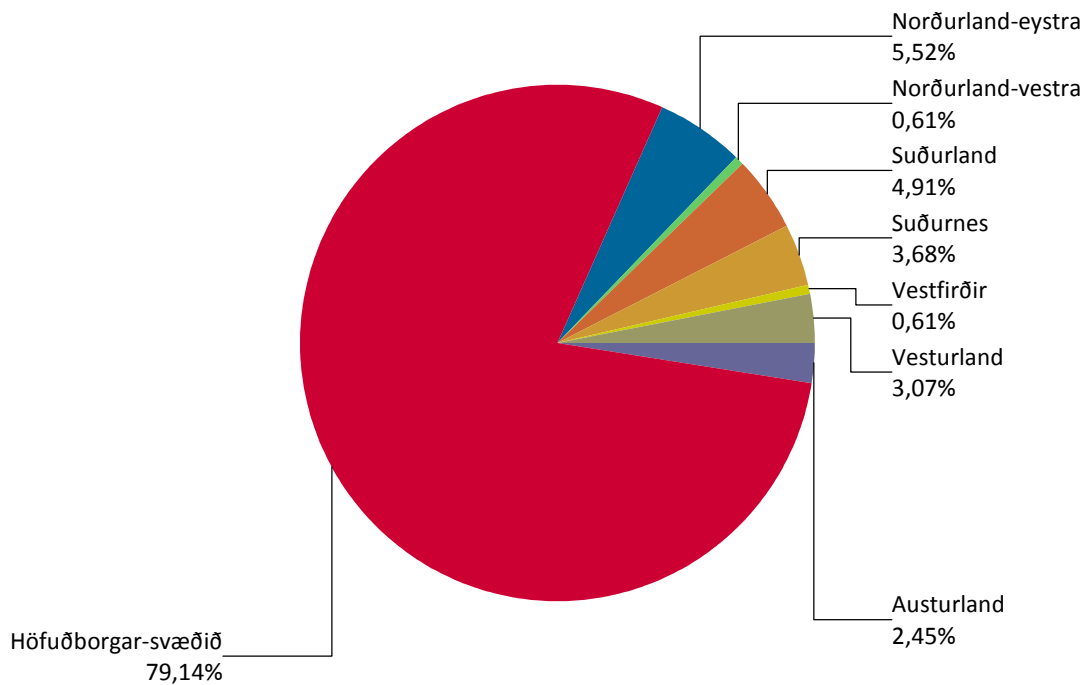
Topp 10

Fólksbifreiðar	
MITSUBISHI	20
VOLVO	18
TOYOTA	14
BMW	13
LAND ROVER	13
NISSAN	9
MERCEDES-BENZ	5
JEEP	4
VOLKSWAGEN	4
BMW I	3



Nýskráning notaðra ökutækja eftir landshlutum

Dagsetning: 1.2.2019 - 28.2.2019



	Höfuðborgar-svæðið	Suðurnes	Vesturland	Vestfirðir	Norðurland-vestra	Norðurland-eystra	Austurland	Suðurland	Alls
Fólksbífreiðar	94	3	4	1	0	7	4	5	118
Hópbífreiðar	3	0	0	0	0	0	0	0	3
Sendibífreiðar	19	1	0	0	1	1	0	2	24
Vörubífreiðar	9	2	0	0	0	0	0	1	12
Þung bífhjól	2	0	0	0	0	0	0	0	2
Eftirvagnar	2	0	1	0	0	0	0	0	3
Alls	129	6	5	1	1	8	4	8	162

	Höfuðborgar-svæðið	Suðurnes	Vesturland	Vestfirðir	Norðurland-vestra	Norðurland-eystra	Austurland	Suðurland	Alls
AUDI	2	0	0	0	0	0	0	0	2
BEDFORD	1	0	0	0	0	0	0	0	1
BMW	11	0	0	0	0	2	0	0	13
BMW I	2	0	0	0	0	1	0	0	3
CHEVROLET	1	0	0	0	0	0	0	0	1
CHRYSLER	1	0	0	0	0	0	0	0	1
CITROEN	1	0	0	0	0	0	0	0	1
DACIA	1	0	0	0	1	0	0	0	2
FENDT	0	0	0	0	0	1	0	0	1
FORD	11	1	0	0	0	1	0	0	13
GMC	0	0	0	0	0	0	0	1	1
HAMMAR	1	0	0	0	0	0	0	0	1
HARLEY DAVIDSON	1	0	0	0	0	0	0	0	1
INTERMIX	0	0	1	0	0	0	0	0	1
IVECO	2	1	0	0	0	0	0	0	3
JAGUAR	2	0	0	0	0	0	1	0	3
JAGUAR LAND ROVER LI	1	0	0	0	0	0	0	0	1
JEEP	4	0	0	0	0	0	0	0	4
KIA	2	0	0	0	0	0	0	0	2
LAND ROVER	12	0	0	0	0	0	0	1	13

	Höfuðborgar -svæðið	Suðurnes	Vesturland	Vestfirðir	Norðurland- vestra	Norðurland- eystra	Austurland	Suðurland	Alls
MAN	1	0	0	0	0	0	0	0	1
MERCEDES-BENZ	11	0	0	0	0	1	0	1	13
MINI	0	0	0	0	0	0	1	0	1
MITSUBISHI	17	0	0	0	0	1	1	1	20
NISSAN	7	1	1	0	0	0	0	0	9
RENAULT	2	0	0	0	0	0	0	1	3
SCANIA	0	1	0	0	0	0	0	0	1
SKODA	2	0	0	0	0	0	1	0	3
STETTER, G	1	0	0	0	0	0	0	0	1
SUZUKI	1	0	0	0	0	0	0	0	1
TOYOTA	13	0	0	0	0	0	0	1	14
VOLKSWAGEN	7	2	0	0	0	0	0	0	9
VOLVO	11	0	3	1	0	2	0	2	19
Alls	129	6	5	1	1	9	4	8	163