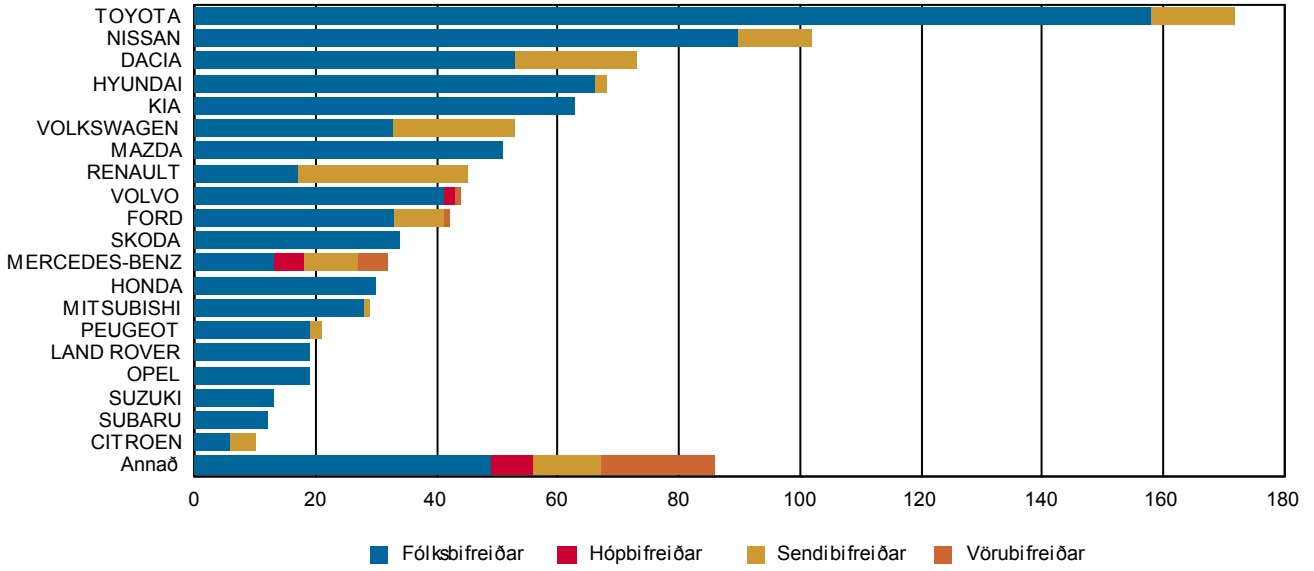


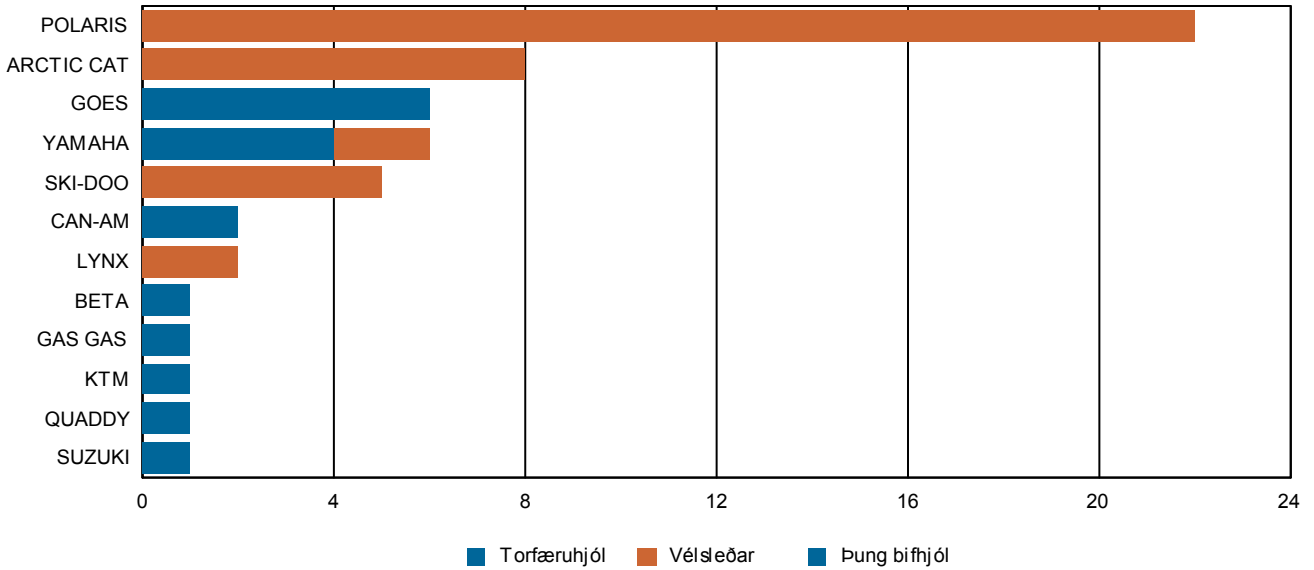
Nýskráning nýrra ökutæki eftir tegund

Tímabil: 1.1.2019 - 31.1.2019

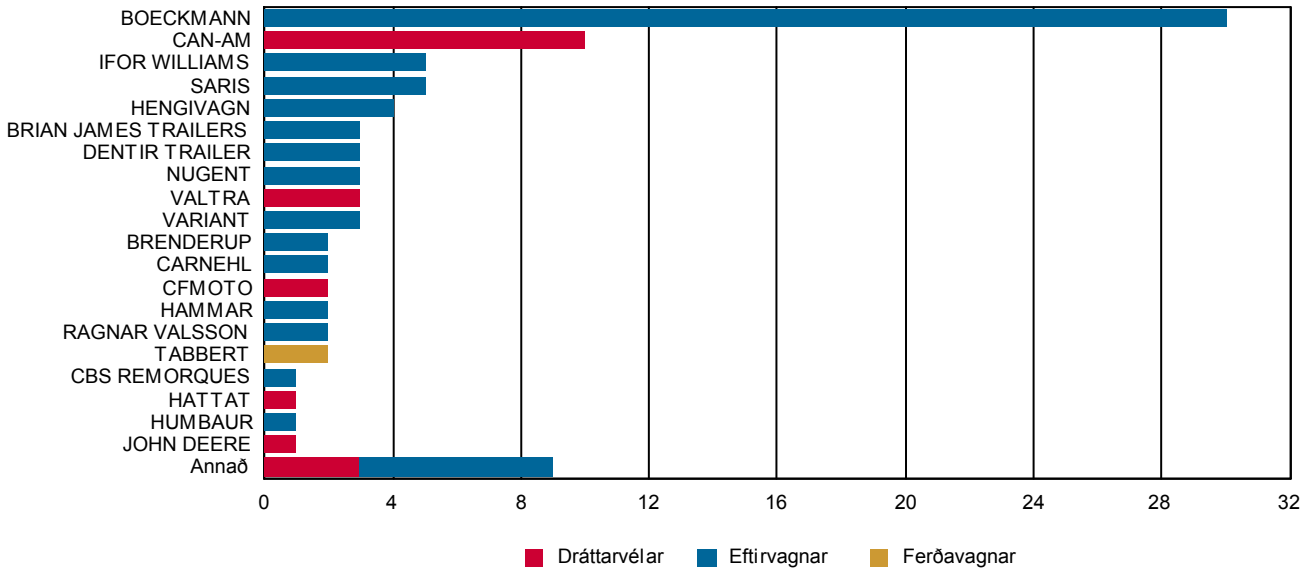
Topp 20



Topp 20



Topp 20

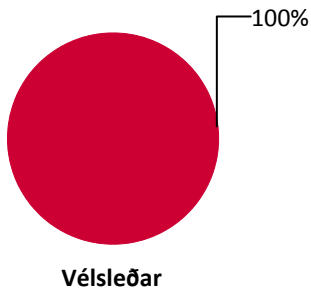
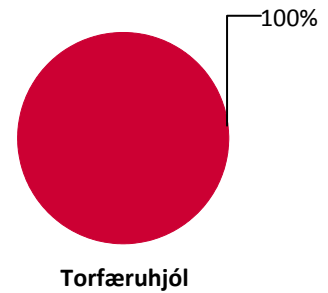

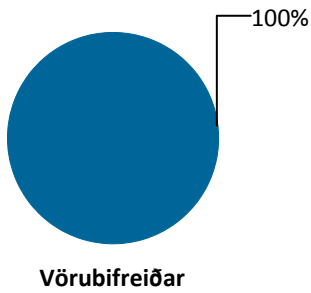
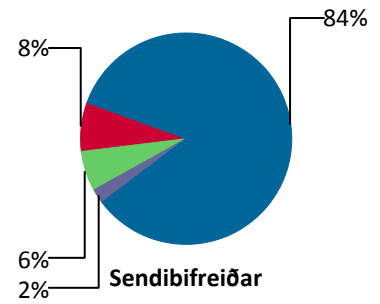
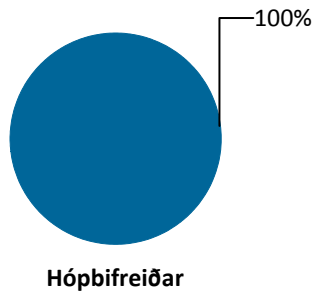
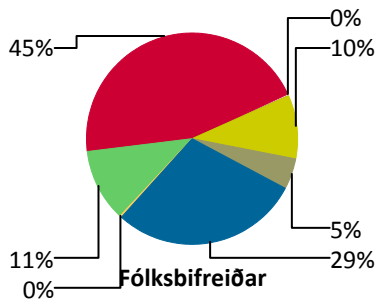
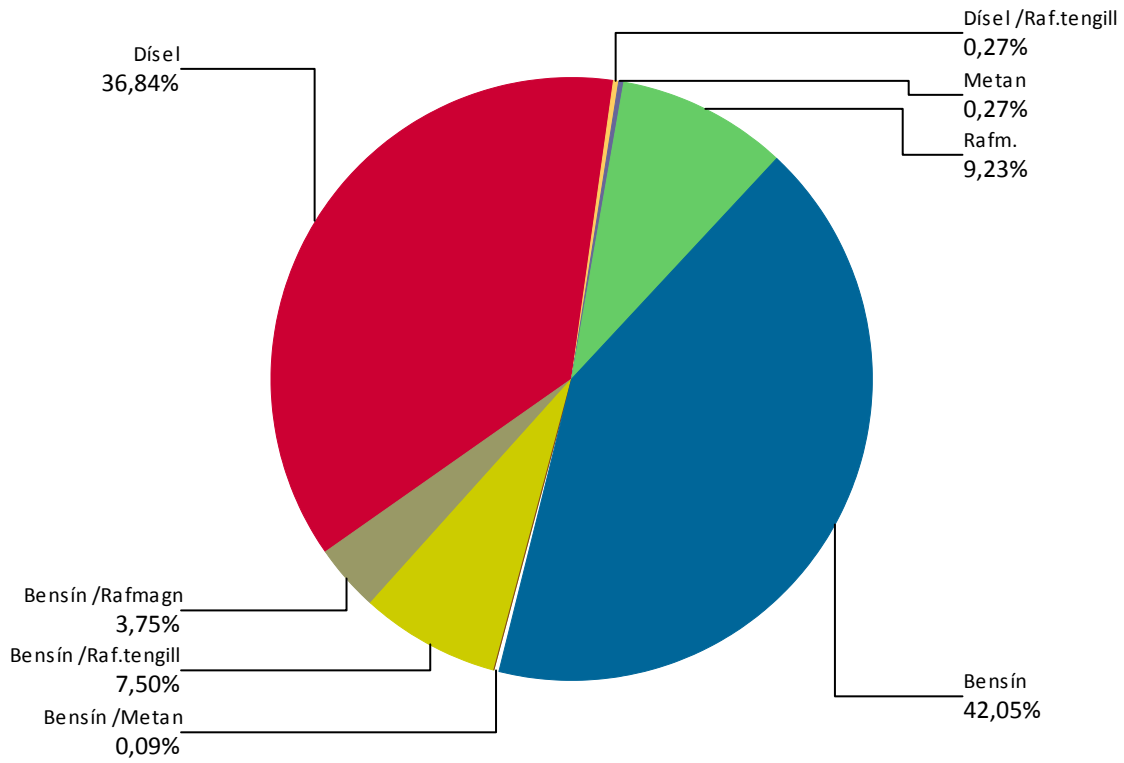


	Fólksbifreiðar	Hópbifreiðar	Sendibifreiðar	Vörubifreiðar	Alls
AUDI	9	0	0	0	9
BMW	9	0	0	0	9
BMW I	2	0	0	0	2
CITROEN	6	0	4	0	10
DACIA	53	0	20	0	73
DODGE	0	0	0	7	7
FIAT	1	0	5	0	6
FORD	33	0	8	1	42
HONDA	30	0	0	0	30
HYUNDAI	66	0	2	0	68
ISUZU	0	0	5	0	5
IVECO	0	5	1	4	10
JAGUAR	6	0	0	0	6
JAGUAR LAND ROVE	1	0	0	0	1
JEEP	5	0	0	0	5
KIA	63	0	0	0	63
KOMATSU	0	0	0	1	1
LAND ROVER	19	0	0	0	19
LEXUS	5	0	0	0	5
MAN	0	0	0	2	2
MAZDA	51	0	0	0	51
MERCEDES-BENZ	13	5	9	5	32
MINI	3	0	0	0	3
MITSUBISHI	28	0	1	0	29
NISSAN	90	0	12	0	102
OPEL	19	0	0	0	19
PEUGEOT	19	0	2	0	21
RENAULT	17	0	28	0	45
SCANIA	0	0	0	5	5
SKODA	34	0	0	0	34
SSANGYONG	8	0	0	0	8
SUBARU	12	0	0	0	12
SUZUKI	13	0	0	0	13
TOYOTA	158	0	14	0	172
VDL	0	2	0	0	2
VOLKSWAGEN	33	0	20	0	53
VOLVO	41	2	0	1	44
Alls	847	14	131	26	1.018
	Þung bifhjól	Torfæruhjól	Vélsleðar	Alls	
ARCTIC CAT	0	0	8	8	
BETA	1	0	0	1	
CAN-AM	0	2	0	2	
GAS GAS	1	0	0	1	
GOES	6	0	0	6	
KTM	1	0	0	1	
LYNX	0	0	2	2	
POLARIS	0	0	22	22	
QUADDY	1	0	0	1	
SKI-DOO	0	0	5	5	
SUZUKI	1	0	0	1	
YAMAHA	0	4	2	6	
Alls	11	6	39	56	

	Dráttarvélar	Eftirvagnar	Ferðavagnar	Alls
BOECKMANN	0	30	0	30
BRENDERUP	0	2	0	2
BRIAN JAMES TRAILÉ	0	3	0	3
CAN-AM	10	0	0	10
CARNEHL	0	2	0	2
CBS REMORQUES	0	1	0	1
CFMOTO	2	0	0	2
DENTIR TRAILER	0	3	0	3
HAMMAR	0	2	0	2
HATTAT	1	0	0	1
HENGIVAGN	0	4	0	4
HUMBAUR	0	1	0	1
IFOR WILLIAMS	0	5	0	5
JOHN DEERE	1	0	0	1
KRONE	0	1	0	1
LANDINI	1	0	0	1
MASSEY FERGUSON	1	0	0	1
MCCORMIC	1	0	0	1
MEILLER	0	1	0	1
NEPTUN	0	1	0	1
NUGENT	0	3	0	3
RAGNAR VALSSON	0	2	0	2
SARIS	0	5	0	5
TABBERT	0	0	2	2
TEMA	0	1	0	1
V OG P	0	1	0	1
VALTRA	3	0	0	3
VARIANT	0	3	0	3
VÍKURVAGNAR	0	1	0	1
Alls	20	72	2	94

Nýskráning nýrra ökutækja eftir orkugjafa

Dagsetning: 1.1.2019 - 31.1.2019



Fólksbifreiðar

	Bensín	Bensín /Metan	Bensín /Raf.ten	Bensín /Rafmag	Dísel	Rafm.	Dísel /Raf.ten	Alls
AUDI	1	0	3	0	2	0	3	9
BMW	1	0	1	0	7	0	0	9
BMW I	0	0	0	0	0	2	0	2
CITROEN	5	0	0	0	1	0	0	6
DACIA	49	0	0	0	4	0	0	53
FIAT	0	0	0	0	1	0	0	1
FORD	26	0	0	0	7	0	0	33
HONDA	30	0	0	0	0	0	0	30
HYUNDAI	21	0	3	0	17	25	0	66
JAGUAR	0	0	0	0	6	0	0	6
JAGUAR LAND ROV	0	0	0	0	1	0	0	1
JEEP	1	0	0	0	4	0	0	5
KIA	21	0	8	3	31	0	0	63
LAND ROVER	0	0	7	0	12	0	0	19
LEXUS	0	0	0	5	0	0	0	5
MAZDA	48	0	0	0	3	0	0	51
MERCEDES-BENZ	4	0	0	0	9	0	0	13
MINI	2	0	1	0	0	0	0	3
MITSUBISHI	0	0	28	0	0	0	0	28
NISSAN	8	0	0	0	31	51	0	90
OPEL	19	0	0	0	0	0	0	19
PEUGEOT	12	0	0	0	7	0	0	19
RENAULT	4	0	0	0	6	7	0	17
SKODA	7	0	0	0	27	0	0	34
SSANGYONG	0	0	0	0	8	0	0	8
SUBARU	12	0	0	0	0	0	0	12
SUZUKI	12	0	0	1	0	0	0	13
TOYOTA	84	0	2	32	40	0	0	158
VOLKSWAGEN	15	1	6	0	3	8	0	33
VOLVO	0	0	23	0	18	0	0	41
Alls	382	1	82	41	245	93	3	847

Hópbifreiðar

	Dísel	Alls
IVECO	5	5
MERCEDES-BENZ	5	5
VDL	2	2
VOLVO	2	2
Alls	14	14

Sendibifreiðar

	Bensín	Dísel	Metan	Rafm.	Alls
CITROEN	0	4	0	0	4
DACIA	0	20	0	0	20
FIAT	0	5	0	0	5
FORD	3	5	0	0	8
HYUNDAI	2	0	0	0	2
ISUZU	0	5	0	0	5
IVECO	0	0	1	0	1

	Bensín	Dísel	Metan	Rafm.	Alls
MERCEDES-BENZ	0	9	0	0	9
MITSUBISHI	0	1	0	0	1
NISSAN	0	6	0	6	12
PEUGEOT	0	2	0	0	2
RENAULT	0	26	0	2	28
TOYOTA	0	14	0	0	14
VOLKSWAGEN	5	13	2	0	20
Alls	10	110	3	8	131

Vörubifreiðar

	Dísel	Alls
DODGE	7	7
FORD	1	1
IVECO	4	4
KOMATSU	1	1
MAN	2	2
MERCEDES-BENZ	5	5
SCANIA	5	5
VOLVO	1	1
Alls	26	26

Þung bifhjól

	Bensín	Alls
BETA	1	1
GAS GAS	1	1
GOES	6	6
KTM	1	1
QUADDY	1	1
SUZUKI	1	1
Alls	11	11

Torfæruhjól

	Bensín	Alls
CAN-AM	2	2
YAMAHA	4	4
Alls	6	6

Vélsleðar

	Bensín	Alls
ARCTIC CAT	8	8
LYNX	2	2
POLARIS	22	22
SKI-DOO	5	5
YAMAHA	2	2
Alls	39	39

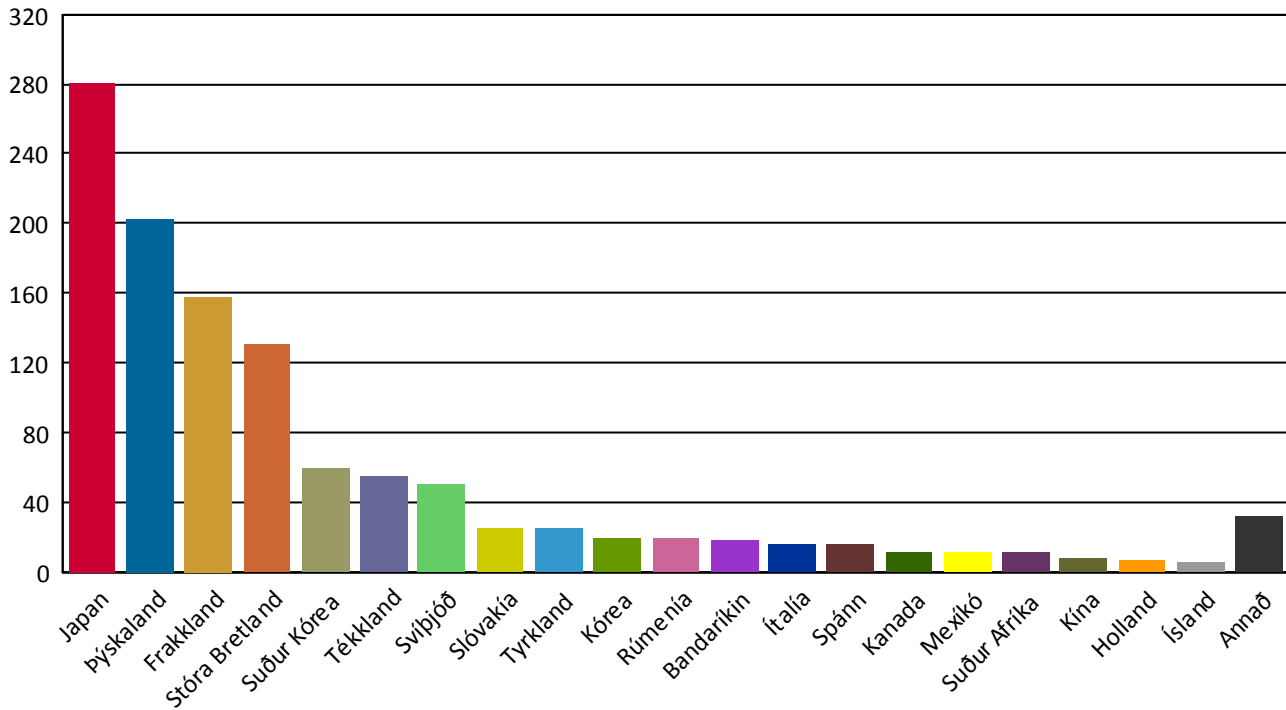
Dráttarvélar

	Bensín	Dísel	Alls
CAN-AM	10	0	10
CFMOTO	2	0	2
HATTAT	0	1	1
JOHN DEERE	0	1	1
LANDINI	0	1	1
MASSEY FERGUSON	0	1	1
MCCORMIC	0	1	1
VALTRA	0	3	3
Alls	12	8	20

Nýskráning nýrra ökutækja eftir framleiðslulöndum

Tímabil: 1.1.2019 - 31.1.2019

Topp 20



	Fólksbifreiðar	Hópbifreiðar	Sendibifreiðar	Vörubifreiðar	Alls
Afganistan	3	0	0	0	3
Bandaríkin	7	0	1	1	9
Belgía	0	0	2	0	2
Frakkland	118	4	34	0	156
Holland	0	2	0	0	2
Indland	4	0	0	0	4
Ítalía	1	1	6	4	12
Japan	274	0	0	0	274
Kanada	0	0	0	7	7
Kórea	19	0	0	1	20
Rúmenía	0	0	20	0	20
Slóvakía	25	0	0	0	25
Spánn	3	0	12	0	15
Stóra Bretland	98	0	0	0	98
Suður Afríka	0	0	12	0	12
Suður Kórea	60	0	0	0	60
Svíþjóð	41	2	0	6	49
Taíland	0	0	6	0	6
Tékkland	55	0	0	0	55
Tyrkland	19	0	2	0	21
Ungverjaland	2	0	0	0	2
Þýskaland	118	5	36	7	166
Alls	847	14	131	26	1.018

	Þung bífhjól	Torfæruhjól	Vélsleðar	Alls
Austurríki	1	0	0	1
Bandaríkin	0	0	8	8
Finnland	0	0	2	2
Ítalía	2	0	0	2
Japan	1	4	2	7
Kanada	0	0	5	5

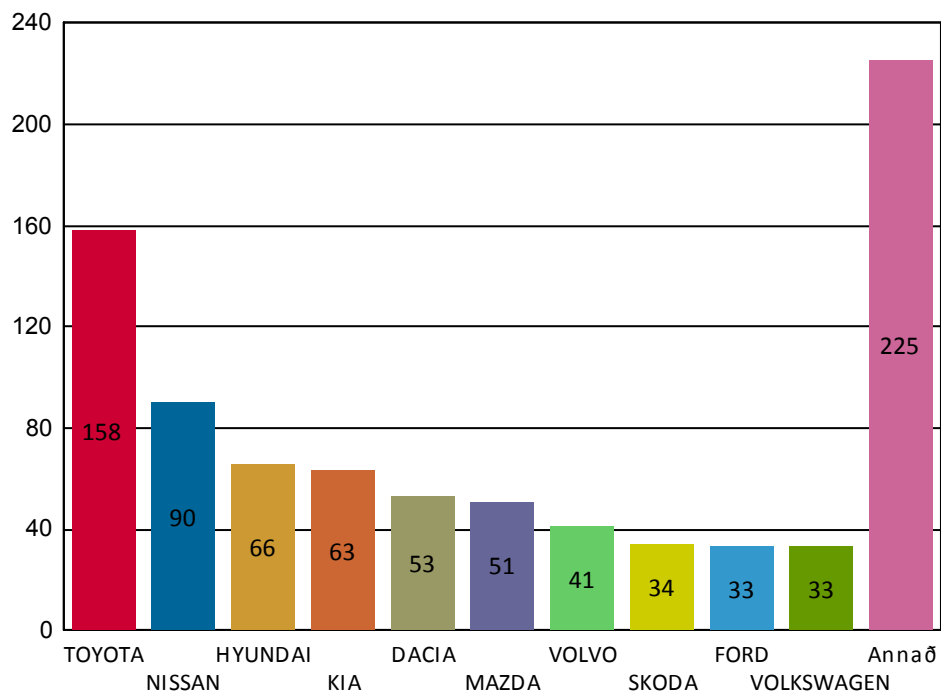
	Þung bífhjól	Torfæruhjól	Vélsleðar	Alls
Kína	6	0	0	6
Mexíkó	0	2	0	2
Spánn	1	0	0	1
Stóra Bretland	0	0	22	22
Alls	11	6	39	56
	Dráttarvélar	Eftirvagnar	Ferðavagnar	Alls
Bandaríkin	1	0	0	1
Danmörk	0	5	0	5
Finnland	3	0	0	3
Frakkland	1	1	0	2
Holland	0	5	0	5
Ísland	0	6	0	6
Ítalía	2	0	0	2
Kína	2	0	0	2
Litháen	0	2	0	2
Mexíkó	10	0	0	10
Pólland	0	2	0	2
Stóra Bretland	0	11	0	11
Svíþjóð	0	2	0	2
Tyrkland	1	3	0	4
Þýskaland	0	35	2	37
Alls	20	72	2	94

Nýskráning nýrra ökutækja - Topp 10 fólksbifreiðar

Tímabil: 1.1.2019 - 31.1.2019

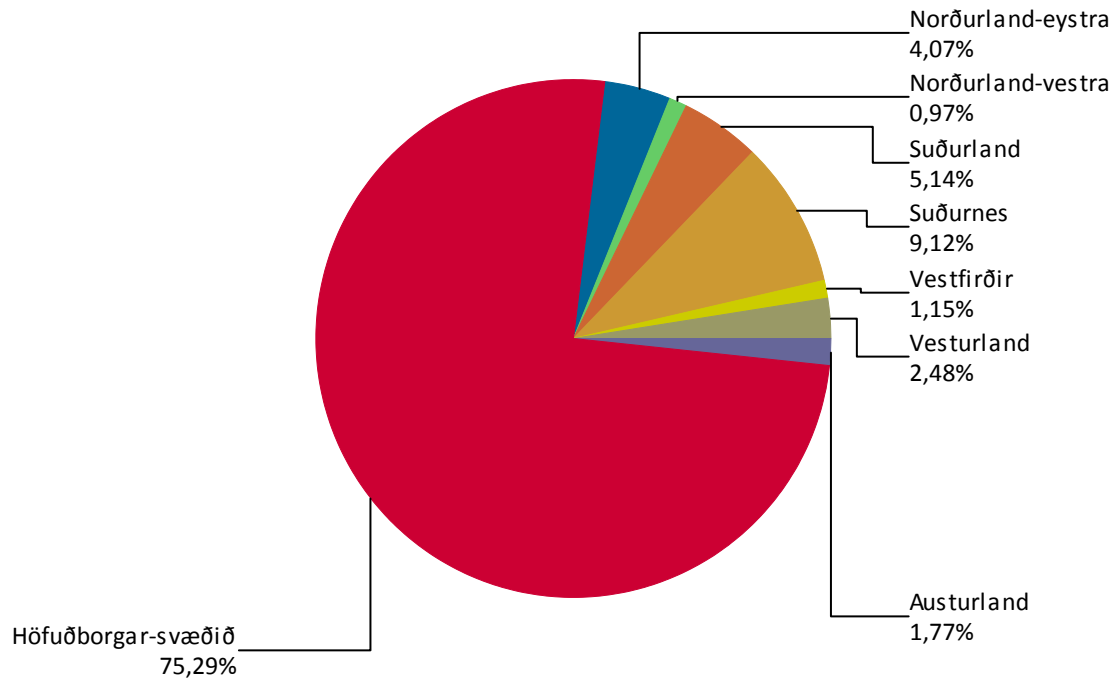
Topp 10

Fólksbifreiðar	
TOYOTA	158
NISSAN	90
HYUNDAI	66
KIA	63
DACIA	53
MAZDA	51
VOLVO	41
SKODA	34
FORD	33
VOLKSWAGEN	33



Nýskráning nýrra ökutækja eftir landshlutum

Dagsetning: 1.1.2019 - 31.1.2019



	Höfuðborgar-svæðið	Suðurnes	Vesturland	Vestfirðir	Norðurland-vestra	Norðurland-eystra	Austurland	Suðurland	Alls
Fólksbífreiðar	647	81	16	7	3	28	8	27	817
Hópbífreiðar	14	0	0	0	0	0	0	0	14
Sendibífreiðar	80	22	3	2	0	6	2	10	125
Vörubífreiðar	15	0	2	1	2	3	3	0	26
Þung bífhjól	6	0	0	0	0	3	1	1	11
Torfæruhjól	1	0	0	0	3	1	0	0	5
Vélsleðar	20	0	0	2	0	4	3	9	38
Dráttarvélar	8	0	2	0	2	1	2	5	20
Eftirvagnar	57	0	5	1	1	0	1	6	71
Ferðavagnar	2	0	0	0	0	0	0	0	2
Alls	850	103	28	13	11	46	20	58	1.129

	Höfuðborgar-svæðið	Suðurnes	Vesturland	Vestfirðir	Norðurland-vestra	Norðurland-eystra	Austurland	Suðurland	Alls
ARCTIC CAT	1	0	0	0	0	0	0	6	7
AUDI	5	0	1	0	0	1	0	0	7
BETA	1	0	0	0	0	0	0	0	1
BMW	8	0	0	0	0	1	0	0	9
BMW I	2	0	0	0	0	0	0	0	2
BOECKMANN	30	0	0	0	0	0	0	0	30
BRENDERUP	1	0	0	0	0	0	1	0	2
BRIAN JAMES TRAILERS	0	0	3	0	0	0	0	0	3
CAN-AM	7	0	0	0	2	0	2	0	11
CARNEHL	0	0	2	0	0	0	0	0	2
CBS REMORQUES	1	0	0	0	0	0	0	0	1
CFMOTO	2	0	0	0	0	0	0	0	2
CITROEN	8	0	0	0	0	0	0	2	10
DACIA	55	17	0	0	0	0	0	1	73
DENTIR TRAILER	3	0	0	0	0	0	0	0	3
DODGE	4	0	1	1	1	0	0	0	7

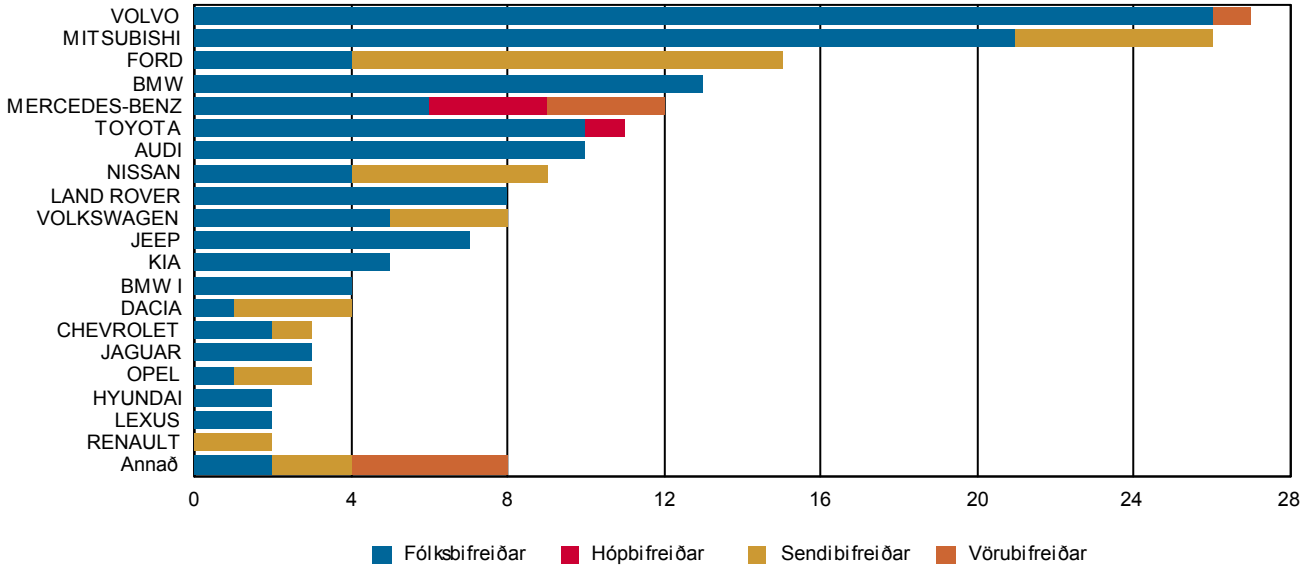
	Höfuðborgar -svæðið	Suðurnes	Vesturland	Vestfirðir	Norðurland- vestra	Norðurland- eystra	Austurland	Suðurland	Alls
FIAT	6	0	0	0	0	0	0	0	6
FORD	39	0	0	0	0	1	1	1	42
GAS GAS	1	0	0	0	0	0	0	0	1
GOES	1	0	0	0	0	3	1	1	6
HAMMAR	2	0	0	0	0	0	0	0	2
HATTAT	0	0	0	0	0	0	0	1	1
HENGIVAGN	3	0	0	0	0	0	0	1	4
HONDA	13	0	2	1	0	0	1	2	19
HUMBAUR	0	0	0	0	0	0	0	1	1
HYUNDAI	55	3	2	2	0	3	1	2	68
IFOR WILLIAMS	3	0	0	0	1	0	0	1	5
ISUZU	4	0	1	0	0	0	0	0	5
IVECO	9	0	1	0	0	0	0	0	10
JAGUAR	6	0	0	0	0	0	0	0	6
JAGUAR LAND ROVER L	1	0	0	0	0	0	0	0	1
JEEP	5	0	0	0	0	0	0	0	5
JOHN DEERE	0	0	0	0	0	0	0	1	1
KIA	35	22	2	0	0	1	0	3	63
KOMATSU	1	0	0	0	0	0	0	0	1
KRONE	1	0	0	0	0	0	0	0	1
KTM	1	0	0	0	0	0	0	0	1
LAND ROVER	14	1	0	1	0	0	0	0	16
LANDINI	0	0	0	0	0	0	0	1	1
LEXUS	4	0	0	0	0	1	0	0	5
LYNX	1	0	0	0	0	0	1	0	2
MAN	0	0	0	0	0	0	2	0	2
MASSEY FERGUSON	0	0	1	0	0	0	0	0	1
MAZDA	49	1	0	0	0	1	0	0	51
MCCORMIC	0	0	1	0	0	0	0	0	1
MEILLER	1	0	0	0	0	0	0	0	1
MERCEDES-BENZ	25	1	1	0	0	1	1	3	32
MINI	3	0	0	0	0	0	0	0	3
MINI	3	0	0	0	0	0	0	0	3
MINI	3	0	0	0	0	0	0	0	3
MITSUBISHI	17	3	0	0	0	0	0	7	27
NEPTUN	1	0	0	0	0	0	0	0	1
NISSAN	89	4	3	1	0	2	0	1	100
NUGENT	1	0	0	1	0	0	0	1	3
OPEL	4	15	0	0	0	0	0	0	19
PEUGEOT	20	0	0	0	0	0	0	1	21
POLARIS	13	0	0	2	0	2	2	3	22
QUADDY	1	0	0	0	0	0	0	0	1
RAGNAR VALSSON	0	0	0	0	0	0	0	1	1
RENAULT	31	2	1	1	1	0	1	1	38
SARIS	5	0	0	0	0	0	0	0	5
SCANIA	2	0	0	0	1	2	0	0	5
SKI-DOO	3	0	0	0	0	2	0	0	5
SKODA	21	3	2	1	1	2	1	2	33
SSANGYONG	6	0	0	1	0	1	0	0	8
SUBARU	9	0	1	1	0	0	0	1	12
SUZUKI	11	0	0	0	1	1	1	0	14
TABBERT	2	0	0	0	0	0	0	0	2
TEMA	1	0	0	0	0	0	0	0	1
TOYOTA	126	24	1	0	0	15	1	5	172
V OG Þ	0	0	0	0	0	0	0	1	1

	Höfuðborgar -svæðið	Suðurnes	Vesturland	Vestfirðir	Norðurland- vestra	Norðurland- eystra	Austurland	Suðurland	Alls
VALTRA	0	0	0	0	0	1	0	2	3
VARIANT	3	0	0	0	0	0	0	0	3
VDL	2	0	0	0	0	0	0	0	2
VÍKURVAGNAR	1	0	0	0	0	0	0	0	1
VOLKSWAGEN	35	3	0	0	0	1	1	5	45
VOLVO	33	4	2	0	0	3	2	0	44
YAMAHA	2	0	0	0	3	1	0	0	6
Alls	850	103	28	13	11	46	20	58	1.129

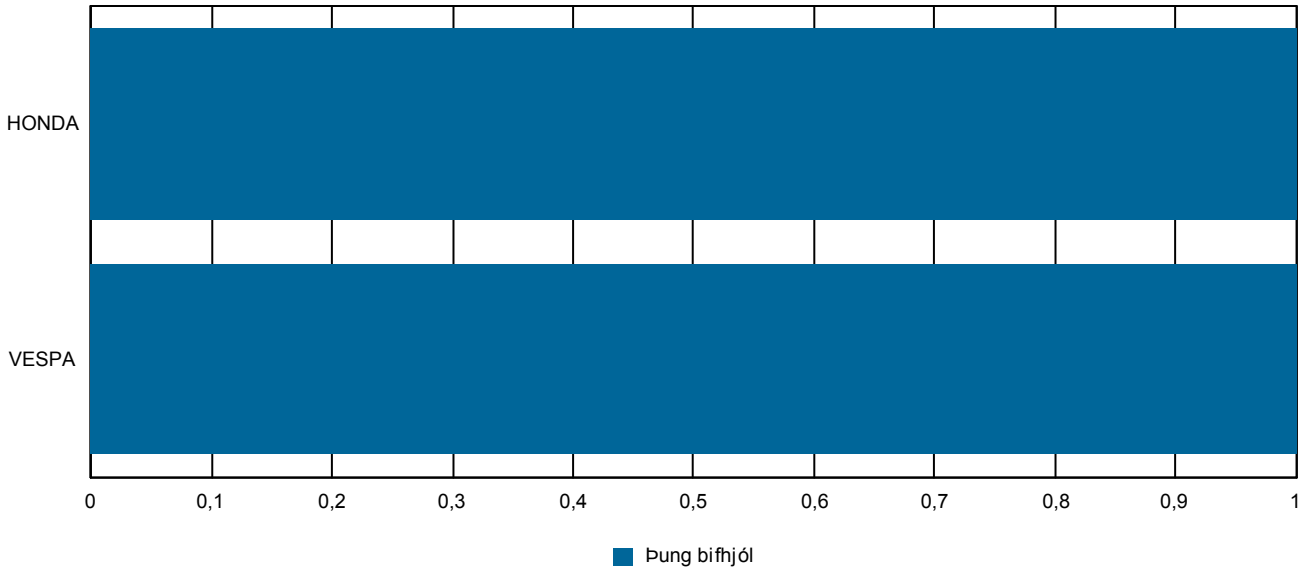
Nýskráning notaðra ökutæki eftir tegund

Tímabil: 1.1.2019 - 31.1.2019

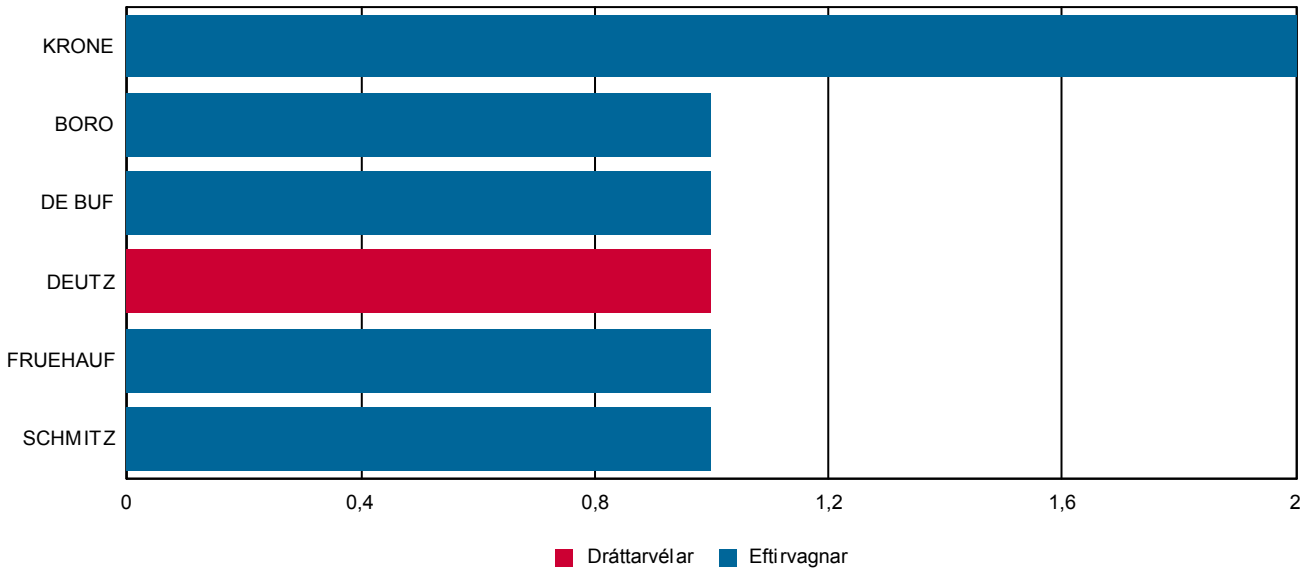
Topp 20



Topp 20



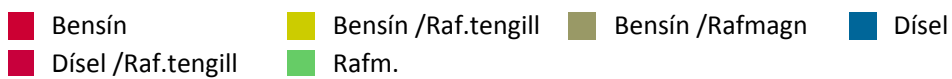

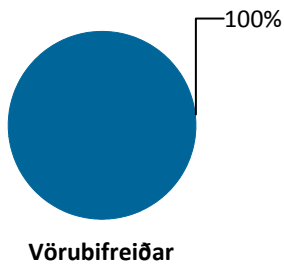
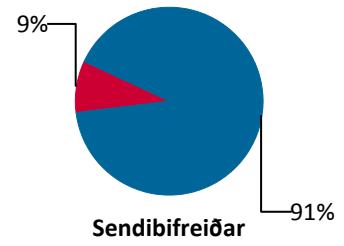
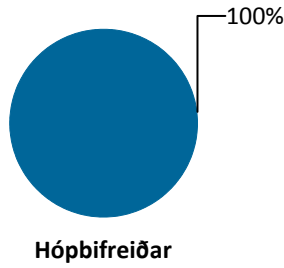
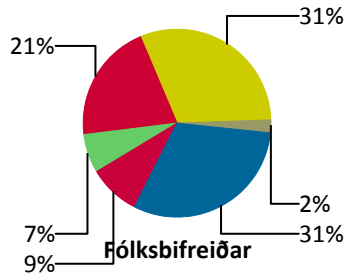
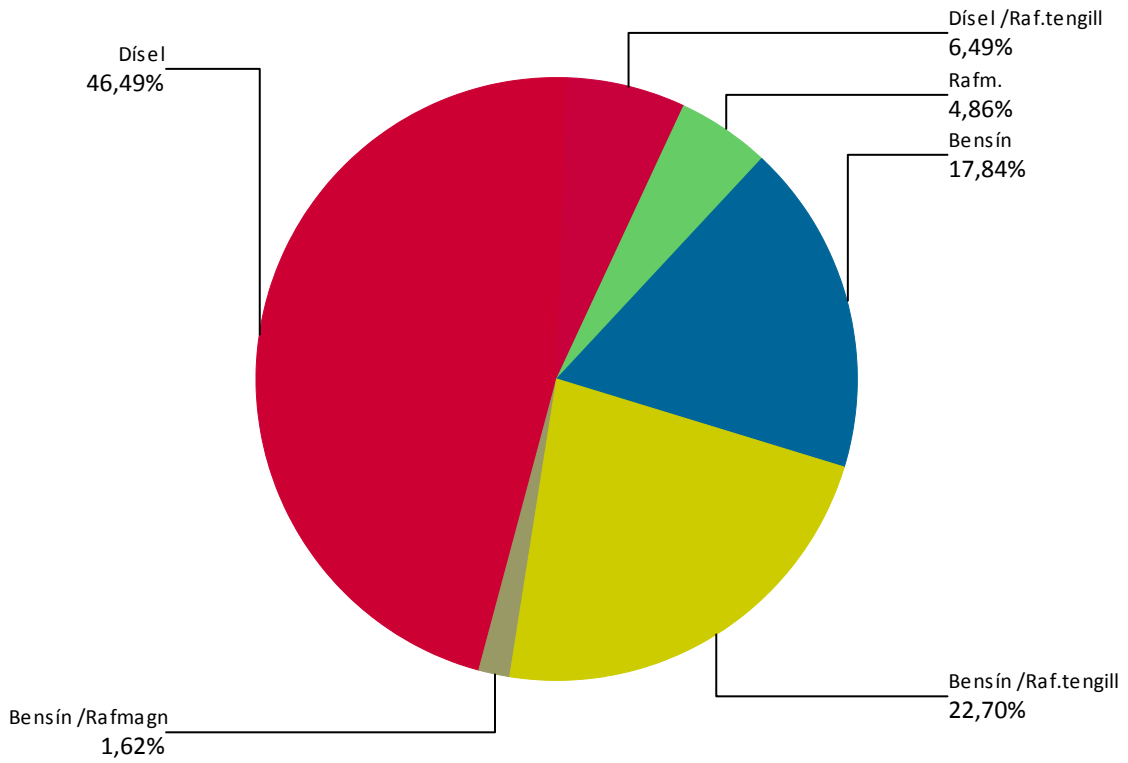
Topp 20



	Fólksbifreiðar	Hópbifreiðar	Sendibifreiðar	Vörubifreiðar	Alls
AUDI	10	0	0	0	10
BMW	13	0	0	0	13
BMW I	4	0	0	0	4
CHEVROLET	2	0	1	0	3
DACIA	1	0	3	0	4
DAF	0	0	0	1	1
DODGE	0	0	0	1	1
FORD	4	0	11	0	15
HYUNDAI	2	0	0	0	2
JAGUAR	3	0	0	0	3
JEEP	7	0	0	0	7
KIA	5	0	0	0	5
LAND ROVER	8	0	0	0	8
LEXUS	2	0	0	0	2
MAN	0	0	0	1	1
MERCEDES-BENZ	6	3	0	3	12
MITSUBISHI	21	0	5	0	26
NISSAN	4	0	5	0	9
OPEL	1	0	2	0	3
PEUGEOT	0	0	1	0	1
PUCH	1	0	0	0	1
RENAULT	0	0	2	0	2
SCANIA	0	0	0	1	1
SKODA	1	0	0	0	1
TOYOTA	10	1	0	0	11
VAUXHALL	0	0	1	0	1
VOLKSWAGEN	5	0	3	0	8
VOLVO	26	0	0	1	27
Alls	136	4	34	8	182
	Þung bifhjól	Alls			
HONDA	1	1			
VESPA	1	1			
Alls	2	2			
	Dráttarvélar	Eftirvagnar	Alls		
BORO	0	1	1		
DE BUF	0	1	1		
DEUTZ	1	0	1		
FRUEHAUF	0	1	1		
KRONE	0	2	2		
SCHMITZ	0	1	1		
Alls	1	6	7		

Nýskráning notaðra ökutækja eftir orkugjafa

Dagsetning: 1.1.2019 - 31.1.2019



Fólksbifreiðar

	Bensín	Bensín /Raf.ten	Bensín /Rafmag	Dísel	Rafm.	Dísel /Raf.ten	Alls
AUDI	4	0	0	6	0	0	10
BMW	2	9	0	2	0	0	13
BMW I	0	2	0	0	2	0	4
CHEVROLET	1	0	0	0	1	0	2
DACIA	1	0	0	0	0	0	1
FORD	0	0	0	4	0	0	4
HYUNDAI	1	0	0	0	1	0	2
JAGUAR	0	0	0	3	0	0	3
JEEP	1	0	0	6	0	0	7
KIA	1	2	0	2	0	0	5
LAND ROVER	0	0	0	8	0	0	8
LEXUS	2	0	0	0	0	0	2
MERCEDES-BENZ	1	2	0	3	0	0	6
MINI	0	0	0	0	0	0	0
MINI	0	19	1	1	0	0	21
NISSAN	1	0	0	0	3	0	4
OPEL	1	0	0	0	0	0	1
PUCH	1	0	0	0	0	0	1
SKODA	0	0	0	1	0	0	1
TOYOTA	7	0	2	1	0	0	10
VOLKSWAGEN	2	0	0	1	2	0	5
VOLVO	2	8	0	4	0	12	26
Alls	28	42	3	42	9	12	136

Hópbifreiðar

	Dísel	Alls
MERCEDES-BENZ	3	3
TOYOTA	1	1
Alls	4	4

Sendibifreiðar

	Bensín	Dísel	Alls
CHEVROLET	1	0	1
DACIA	1	2	3
FORD	0	11	11
MINI	0	0	0
MINI	0	5	5
NISSAN	0	5	5
OPEL	0	2	2
PEUGEOT	0	1	1
RENAULT	0	2	2
VAUXHALL	0	1	1
VOLKSWAGEN	1	2	3
Alls	3	31	34

Vörubifreiðar

	Dísel	Alls
DAF	1	1
DODGE	1	1
MAN	1	1

	Dísel	Alls
--	-------	------

MERCEDES-BENZ	3	3
SCANIA	1	1
VOLVO	1	1
Alls	8	8

Pung bifhjól

	Bensín	Alls
--	--------	------

HONDA	1	1
VESPA	1	1
Alls	2	2

Dráttarvélar

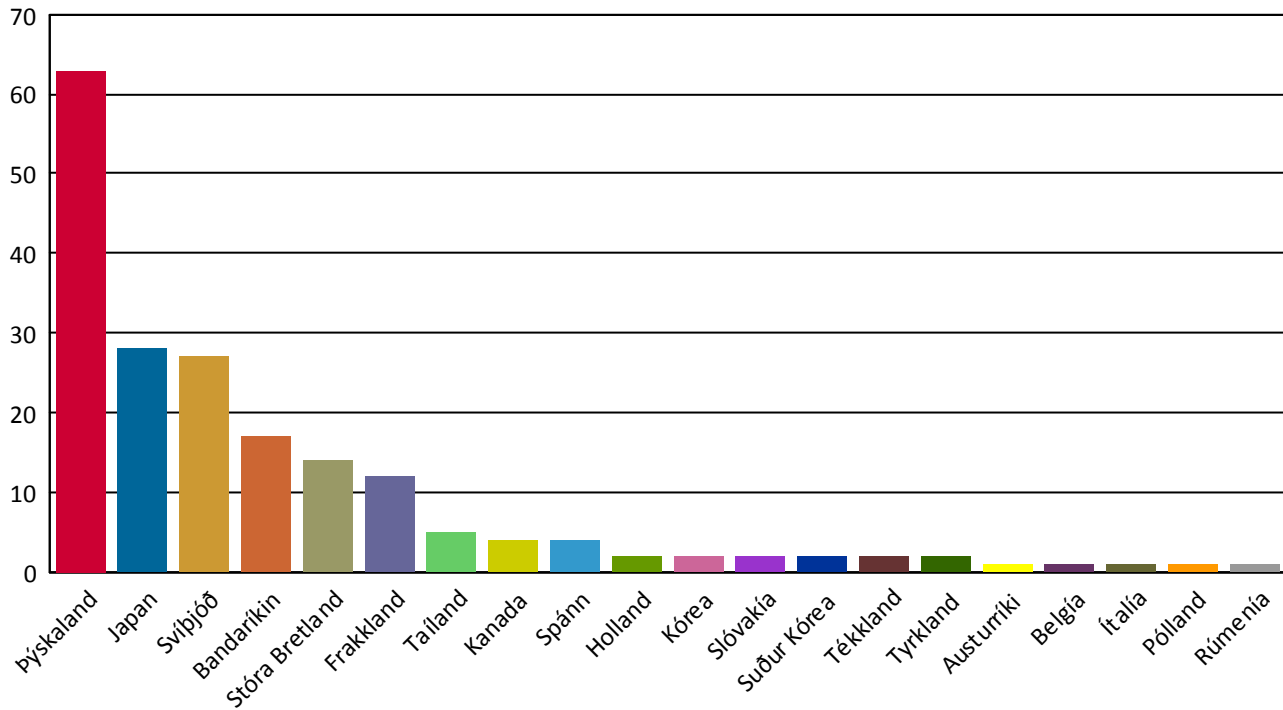
	Dísel	Alls
--	-------	------

DEUTZ	1	1
Alls	1	1

Nýskráning notaðra ökutækja eftir framleiðslulöndum

Tímabil: 1.1.2019 - 31.1.2019

Topp 20



	Fólksbifreiðar	Hópbifreiðar	Sendibifreiðar	Vörubifreiðar	Alls
Austurríki	1	0	0	0	1
Bandaríkin	16	0	1	0	17
Frakkland	6	0	5	0	11
Holland	0	0	0	2	2
Japan	25	1	1	0	27
Kanada	3	0	0	1	4
Kórea	2	0	0	0	2
Rúmenía	0	0	1	0	1
Slóvakía	2	0	0	0	2
Spánn	0	0	4	0	4
Stóra Bretland	14	0	0	0	14
Suður Kórea	2	0	0	0	2
Svíþjóð	26	0	0	1	27
Tailand	0	0	5	0	5
Tékkland	2	0	0	0	2
Tyrkland	2	0	0	0	2
Þýskaland	35	3	17	4	59
Alls	136	4	34	8	182

	Þung bifhjól	Alls
Ítalía	1	1
Japan	1	1
Alls	2	2

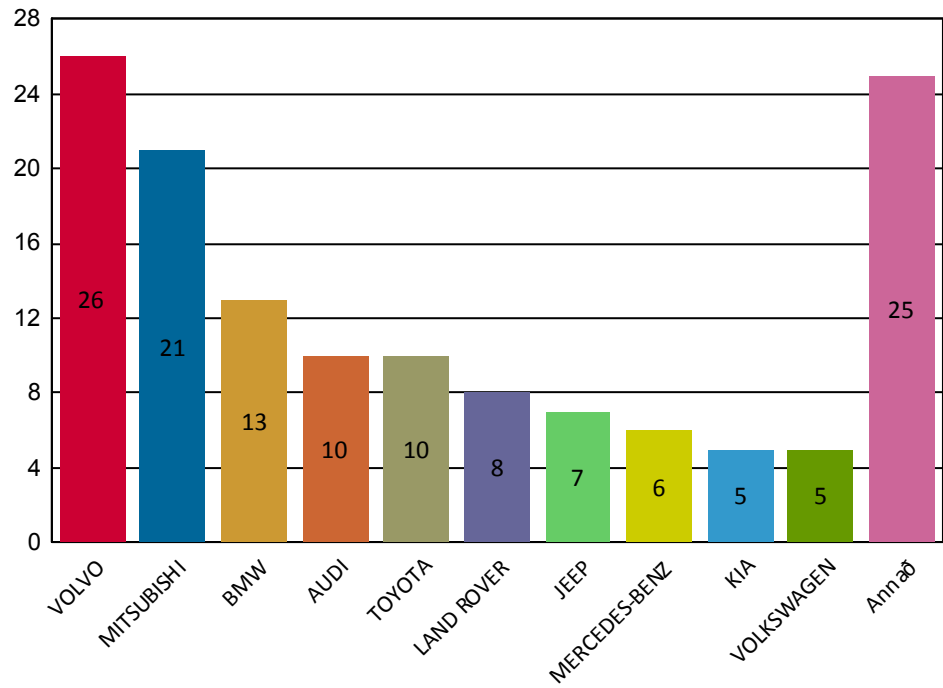
	Dráttarvélar	Eftirvagnar	Alls
Belgía	0	1	1
Frakkland	0	1	1
Pólland	0	1	1
Þýskaland	1	3	4
Alls	1	6	7

Nýskráning notaðra ökutækja - Topp 10 fólksbifreiðar

Tímabil: 1.1.2019 - 31.1.2019

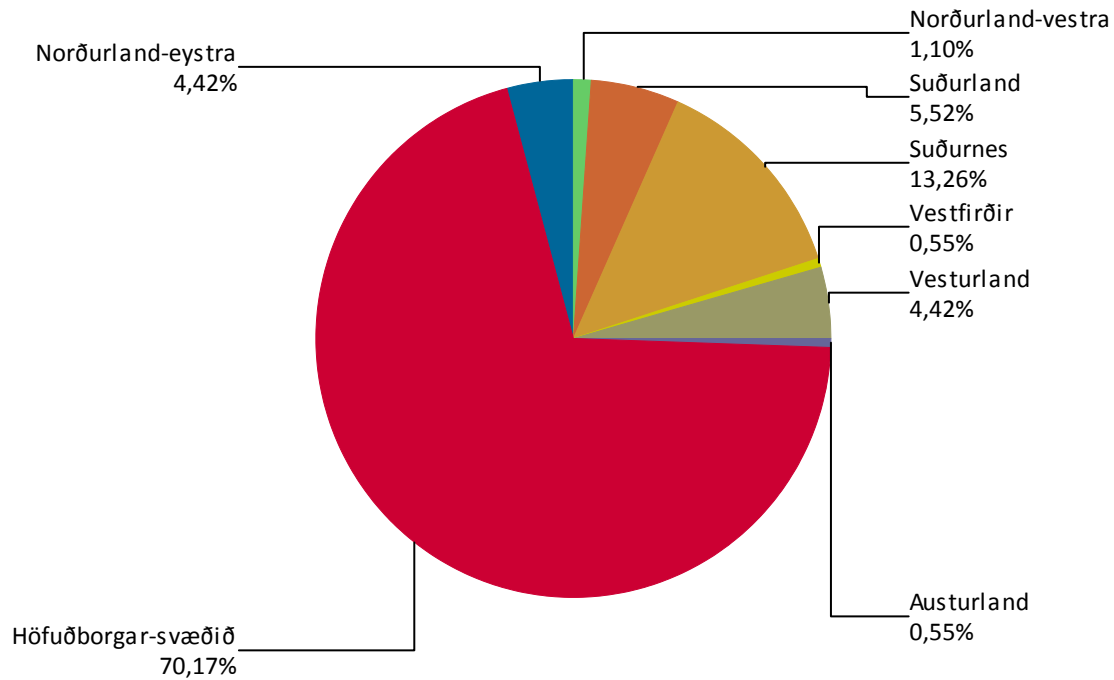
Topp 10

Fólksbifreiðar	
VOLVO	26
MITSUBISHI	21
BMW	13
AUDI	10
TOYOTA	10
LAND ROVER	8
JEEP	7
MERCEDES-BENZ	6
KIA	5
VOLKSWAGEN	5



Nýskráning notaðra ökutækja eftir landshlutum

Dagsetning: 1.1.2019 - 31.1.2019



	Höfuðborgar-svæðið	Suðurnes	Vesturland	Vestfirðir	Norðurland-vestra	Norðurland-eystra	Austurland	Suðurland	Alls
Fólksbifreiðar	87	20	5	0	2	8	1	5	128
Hópbifreiðar	3	0	1	0	0	0	0	0	4
Sendibifreiðar	28	2	1	0	0	0	0	1	32
Vörubifreiðar	6	1	0	0	0	0	0	1	8
pung bifhjól	1	1	0	0	0	0	0	0	2
Dráttarvélar	0	0	1	0	0	0	0	0	1
Eftirvagnar	2	0	0	1	0	0	0	3	6
Alls	127	24	8	1	2	8	1	10	181

	Höfuðborgar-svæðið	Suðurnes	Vesturland	Vestfirðir	Norðurland-vestra	Norðurland-eystra	Austurland	Suðurland	Alls
AUDI	6	2	0	0	0	1	0	1	10
BMW	7	5	0	0	0	0	0	1	13
BMW I	4	0	0	0	0	0	0	0	4
BORO	1	0	0	0	0	0	0	0	1
CHEVROLET	3	0	0	0	0	0	0	0	3
DACIA	4	0	0	0	0	0	0	0	4
DAF	1	0	0	0	0	0	0	0	1
DE BUF	0	0	0	1	0	0	0	0	1
DEUTZ	0	0	1	0	0	0	0	0	1
DODGE	1	0	0	0	0	0	0	0	1
FORD	13	0	1	0	0	0	0	0	14
FRUEHAUF	0	0	0	0	0	0	0	1	1
HONDA	1	0	0	0	0	0	0	0	1
HYUNDAI	2	0	0	0	0	0	0	0	2
JAGUAR	2	0	0	0	0	1	0	0	3
JEEP	0	7	0	0	0	0	0	0	7
KIA	4	0	0	0	1	0	0	0	5
KRONE	1	0	0	0	0	0	0	1	2
LAND ROVER	5	1	0	0	0	0	0	0	6

	Höfuðborgar -svæðið	Suðurnes	Vesturland	Vestfirðir	Norðurland- vestra	Norðurland- eystra	Austurland	Suðurland	Alls
LEXUS	2	0	0	0	0	0	0	0	2
MAN	1	0	0	0	0	0	0	0	1
MERCEDES-BENZ	9	0	0	0	0	2	0	1	12
MITSUBISHI	21	1	1	0	0	2	1	0	26
NISSAN	6	0	1	0	0	0	0	1	8
OPEL	0	2	0	0	0	0	0	1	3
PEUGEOT	1	0	0	0	0	0	0	0	1
PUCH	1	0	0	0	0	0	0	0	1
RENAULT	2	0	0	0	0	0	0	0	2
SCANIA	1	0	0	0	0	0	0	0	1
SCHMITZ	0	0	0	0	0	0	0	1	1
SKODA	1	0	0	0	0	0	0	0	1
TOYOTA	5	1	3	0	0	1	0	0	10
VAUXHALL	0	1	0	0	0	0	0	0	1
VESPA	0	1	0	0	0	0	0	0	1
VOLKSWAGEN	7	0	1	0	0	0	0	0	8
VOLVO	15	3	0	0	1	1	0	2	22
Alls	127	24	8	1	2	8	1	10	181