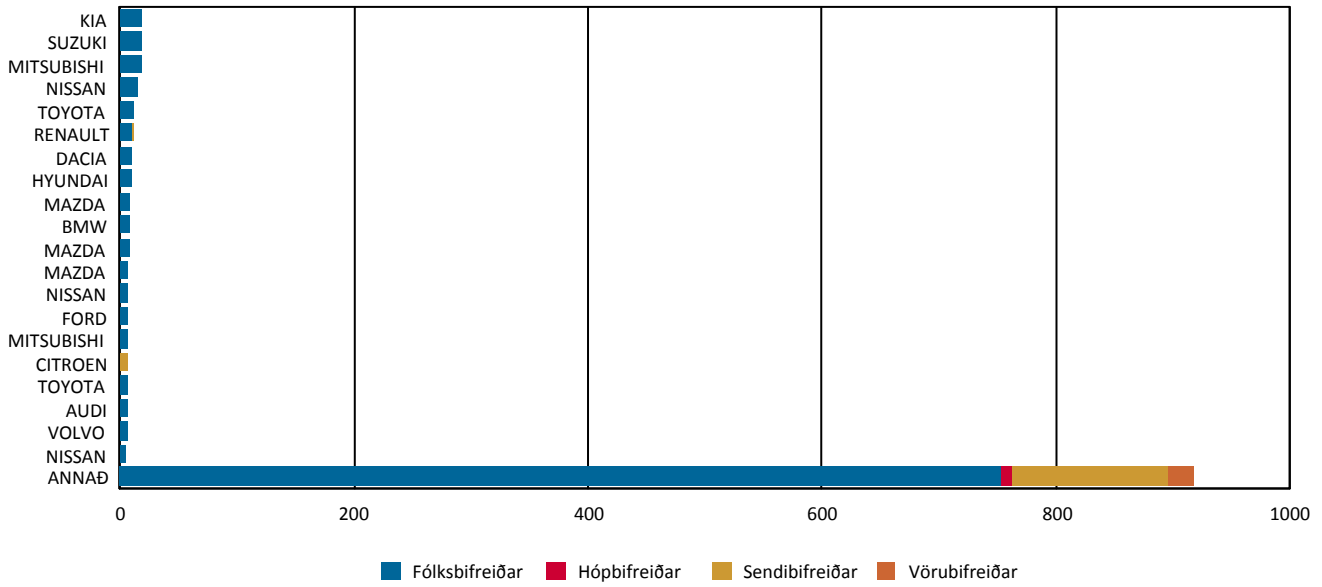


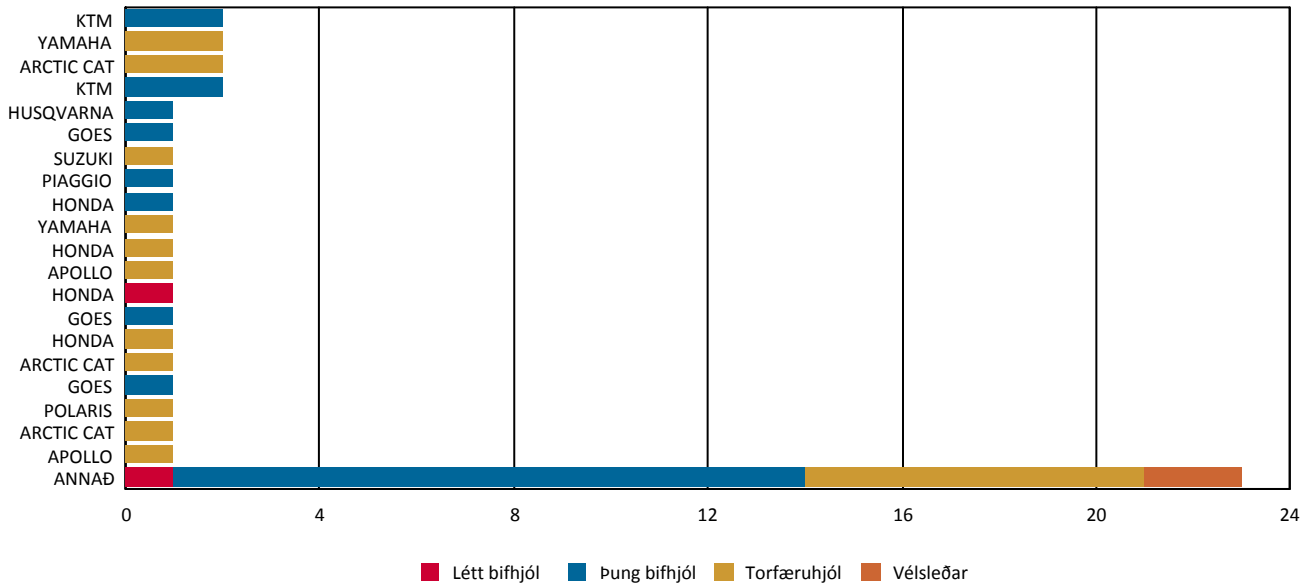
Nýskráning nýrra ökutæki eftir tegund

Tímabil: 1.9.2018 - 30.9.2018

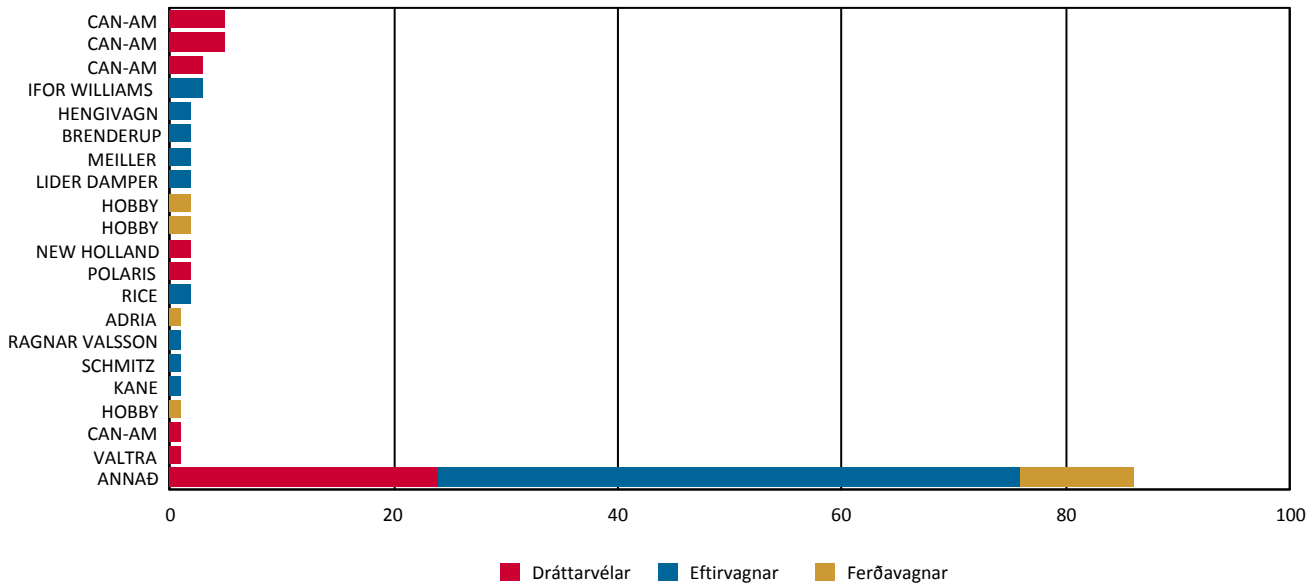
Topp 20



Topp 20



Topp 20



	Fólksbifreiðar	Hópbifreiðar	Sendibifreiðar	Vörubifreiðar	Alls
ALFA ROMEO	1	0	0	0	1
AUDI	38	0	0	0	38
BMW	13	0	0	0	13
BMW I	3	0	0	0	3
CITROEN	6	0	9	0	15
DACIA	21	0	11	0	32
DODGE	1	0	1	7	9
FIAT	11	0	0	0	11
FORD	45	1	17	0	63
HONDA	28	0	0	0	28
HYUNDAI	53	0	5	0	58
ISUZU	0	0	3	0	3
IVECO	0	1	2	2	5
JAGUAR	6	0	0	0	6
JAGUAR LAND ROVE	1	0	0	0	1
JEEP	10	0	0	0	10
KIA	105	0	0	0	105
LAND ROVER	20	0	0	0	20
LEXUS	5	0	0	0	5
MAN	0	0	0	2	2
MAZDA	66	0	0	0	66
MERCEDES-BENZ	23	7	10	5	45
MINI	8	0	0	0	8
MITSUBISHI	43	0	6	0	49
NISSAN	66	0	9	0	75
OPEL	10	0	0	0	10
PEUGEOT	20	0	3	0	23
PORSCHE	6	0	0	0	6
RENAULT	37	0	19	0	56
SCANIA	0	0	0	2	2
SKODA	27	0	0	0	27
SSANGYONG	5	0	0	0	5
SUBARU	14	0	0	0	14
SUZUKI	47	0	0	0	47
TOYOTA	109	0	18	0	127
VDL	0	2	0	0	2
VOLKSWAGEN	37	0	26	0	63
VOLVO	50	0	0	5	55
Alls	935	11	139	23	1.108
	Létt bifhjól	Þung bifhjól	Torfæruhjól	Vélsleðar	Alls
APOLLO	0	0	2	0	2
ARCTIC CAT	0	0	5	0	5
CAN-AM	0	1	0	0	1
GOES	0	8	0	0	8
HARLEY DAVIDSON	0	1	0	0	1
HONDA	1	1	2	0	4
HUSQVARNA	0	1	0	0	1
KAWASAKI	0	0	2	0	2
KTM	0	6	0	0	6
LYNX	0	0	0	1	1
MONDIAL	0	1	0	0	1
PHANTOM	0	0	0	1	1
PIAGGIO	0	1	0	0	1
POLARIS	0	0	4	0	4

Heimilt er að birta einstaka niðurstöður úr þessari skýrslu ef heimilda er getið. Ekki er heimilt að afrita skýrsluna, hvorki að hluta né í heild si

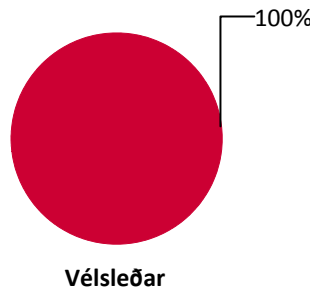
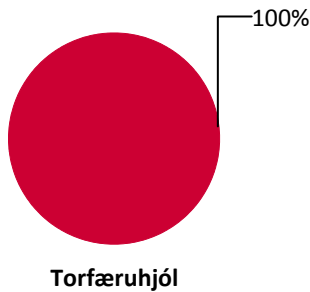
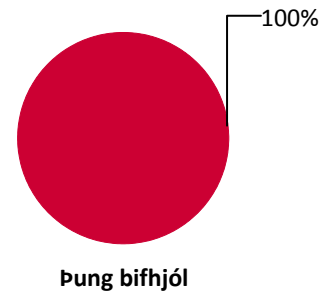
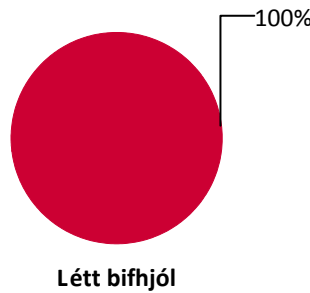
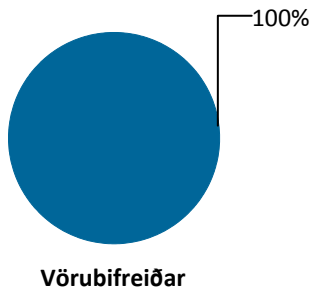
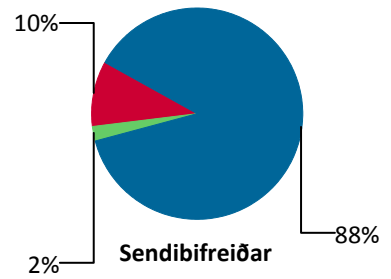
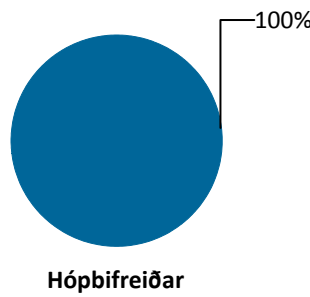
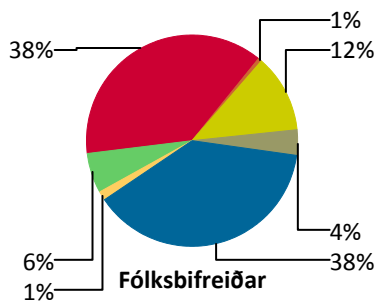
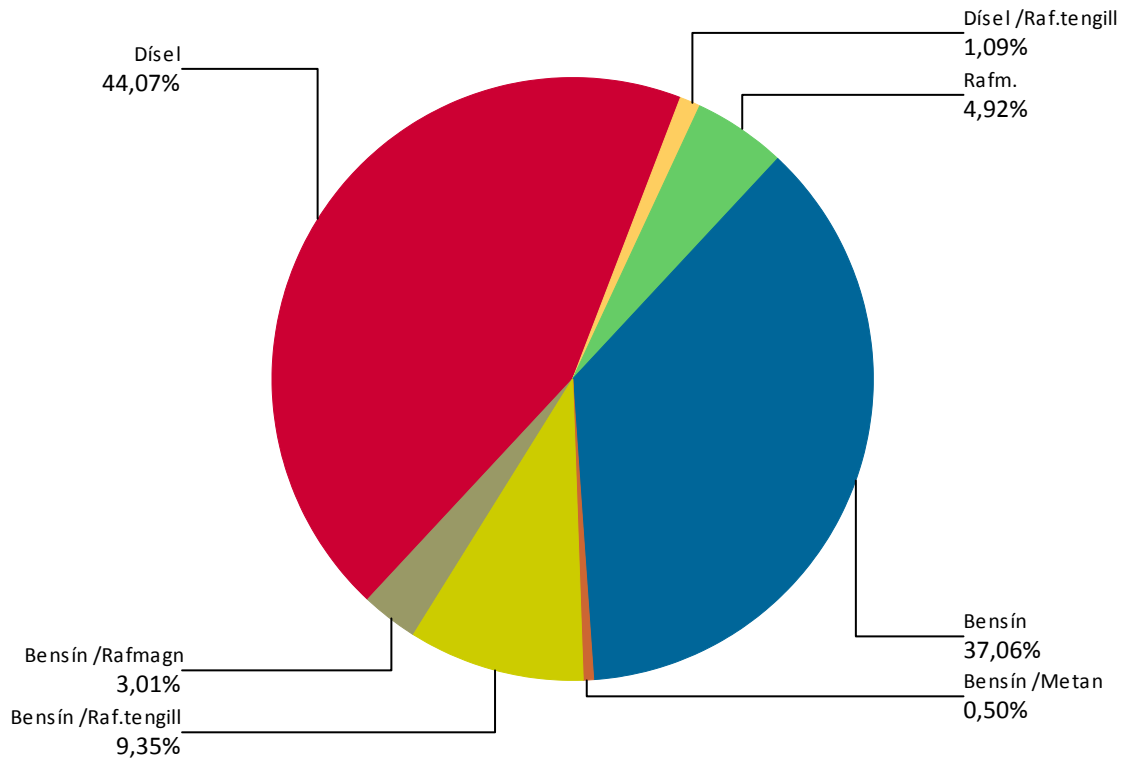
	Létt bifhjól	Pung bifhjól	Torfæruhjól	Vélsleðar	Alls
ROYAL ENFIELD	0	1	0	0	1
SUZUKI	0	2	1	0	3
YAMAHA	0	0	4	0	4
ZNEN	1	0	0	0	1
Alls	2	23	20	2	47

	Dráttarvélar	Eftirvagnar	Ferðavagnar	Alls
ADRIA	0	0	5	5
ANSSEMS	0	1	0	1
BAILEY	0	1	0	1
BATESON	0	6	0	6
BORO	0	1	0	1
BRENDERUP	0	2	0	2
BULTHUIS	0	1	0	1
CAN-AM	19	0	0	19
CARNEHL	0	1	0	1
CFMOTO	4	0	0	4
CHANGZHOU NANXI	0	1	0	1
EFTIRVAGN	0	1	0	1
GURLESENYIL	0	1	0	1
HENGIVAGN	0	3	0	3
HOBBY	0	0	9	9
HULCO	0	1	0	1
HUMBAUR	0	3	0	3
IFOR WILLIAMS	0	11	0	11
INDESPENSION	0	1	0	1
JCB	1	0	0	1
JOHN DEERE	2	0	0	2
JPM TRAILERS	0	1	0	1
JUNKKARI	0	2	0	2
KANE	0	1	0	1
KNAUS	0	0	1	1
KRAMPE	0	1	0	1
LANGENDORF	0	1	0	1
LIDER DAMPER	0	3	0	3
LIDER LOWBED	0	1	0	1
MASSEY FERGUSON	1	0	0	1
MEILLER	0	2	0	2
NAUTILUS	0	1	0	1
NC	0	1	0	1
NEW HOLLAND	3	0	0	3
NUGENT	0	3	0	3
PALMSE TRAILER	0	1	0	1
POLARIS	7	0	0	7
RAGNAR VALSSON	0	1	0	1
RICE	0	2	0	2
SCHMITZ	0	2	0	2
SOLIS	1	0	0	1
STEMA	0	4	0	4
TABBERT	0	0	1	1
TIKI	0	1	0	1
TYM	1	0	0	1
UNSINN	0	1	0	1
V & Þ	0	1	0	1
VALTRA	4	0	0	4

	Dráttarvélar	Eftirvagnar	Ferðavagnar	Alls
VLEMMIX	0	1	0	1
VM	0	1	0	1
WIOLA	0	1	0	1
Alls	43	68	16	127

Nýskráning nýrra ökutækja eftir orkugjafa

Dagsetning: 1.9.2018 - 30.9.2018



Fólksbifreiðar

	Bensín	Bensín	Bensín	Bensín	Dísel	Rafm.	Dísel	Alls
	/Metan	/Raf.ten	/Rafmag				/Raf.ten	
ALFA ROMEO	1	0	0	0	0	0	0	1
AUDI	1	0	18	0	7	0	12	38
BMW	0	0	1	0	12	0	0	13
BMW I	0	0	0	0	0	3	0	3
CITROEN	6	0	0	0	0	0	0	6
DACIA	3	0	0	0	18	0	0	21
DODGE	1	0	0	0	0	0	0	1
FIAT	8	0	0	0	3	0	0	11
FORD	36	0	0	0	9	0	0	45
HONDA	20	0	0	0	8	0	0	28
HYUNDAI	22	0	1	0	26	4	0	53
JAGUAR	0	0	0	0	6	0	0	6
JAGUAR LAND ROV	0	0	0	0	1	0	0	1
JEEP	1	0	0	0	9	0	0	10
KIA	31	0	5	3	61	5	0	105
LAND ROVER	0	0	0	0	20	0	0	20
LEXUS	0	0	0	5	0	0	0	5
MAZDA	61	0	0	0	5	0	0	66
MERCEDES-BENZ	2	0	5	0	16	0	0	23
MINI	2	0	6	0	0	0	0	8
MITSUBISHI	0	0	42	0	1	0	0	43
NISSAN	9	0	0	0	21	36	0	66
OPEL	10	0	0	0	0	0	0	10
PEUGEOT	13	0	0	0	7	0	0	20
PORSCHE	1	0	5	0	0	0	0	6
RENAULT	5	0	0	0	28	4	0	37
SKODA	4	4	0	0	19	0	0	27
SSANGYONG	0	0	0	0	5	0	0	5
SUBARU	13	0	0	0	1	0	0	14
SUZUKI	45	0	0	2	0	0	0	47
TOYOTA	45	0	3	26	35	0	0	109
VOLKSWAGEN	12	2	6	0	13	4	0	37
VOLVO	1	0	20	0	28	0	1	50
Alls	353	6	112	36	359	56	13	935

Hópbifreiðar

	Dísel	Alls
FORD	1	1
IVECO	1	1
MERCEDES-BENZ	7	7
VDL	2	2
Alls	11	11

Sendibifreiðar

	Bensín	Dísel	Rafm.	Alls
CITROEN	0	9	0	9
DACIA	0	11	0	11
DODGE	1	0	0	1
FORD	3	14	0	17

	Bensín	Dísel	Rafm.	Alls
HYUNDAI	5	0	0	5
ISUZU	0	3	0	3
IVECO	0	2	0	2
MERCEDES-BENZ	0	10	0	10
MITSUBISHI	0	6	0	6
NISSAN	0	9	0	9
PEUGEOT	0	3	0	3
RENAULT	0	16	3	19
TOYOTA	0	18	0	18
VOLKSWAGEN	5	21	0	26
Alls	14	122	3	139

Vörubifreiðar

	Dísel	Alls
DODGE	7	7
IVECO	2	2
MAN	2	2
MERCEDES-BENZ	5	5
SCANIA	2	2
VOLVO	5	5
Alls	23	23

Létt bifhjól

	Bensín	Alls
HONDA	1	1
ZNEN	1	1
Alls	2	2

Þung bifhjól

	Bensín	Alls
CAN-AM	1	1
GOES	8	8
HARLEY DAVIDSON	1	1
HONDA	1	1
HUSQVARNA	1	1
KTM	6	6
MONDIAL	1	1
PIAGGIO	1	1
ROYAL ENFIELD	1	1
SUZUKI	2	2
Alls	23	23

Torfæruhjól

	Bensín	Alls
APOLLO	2	2
ARCTIC CAT	5	5
HONDA	2	2
KAWASAKI	2	2

	Bensín	Alls
POLARIS	4	4
SUZUKI	1	1
YAMAHA	4	4
Alls	20	20

Vélsleðar

	Bensín	Alls
LYNX	1	1
PHANTOM	1	1
Alls	2	2

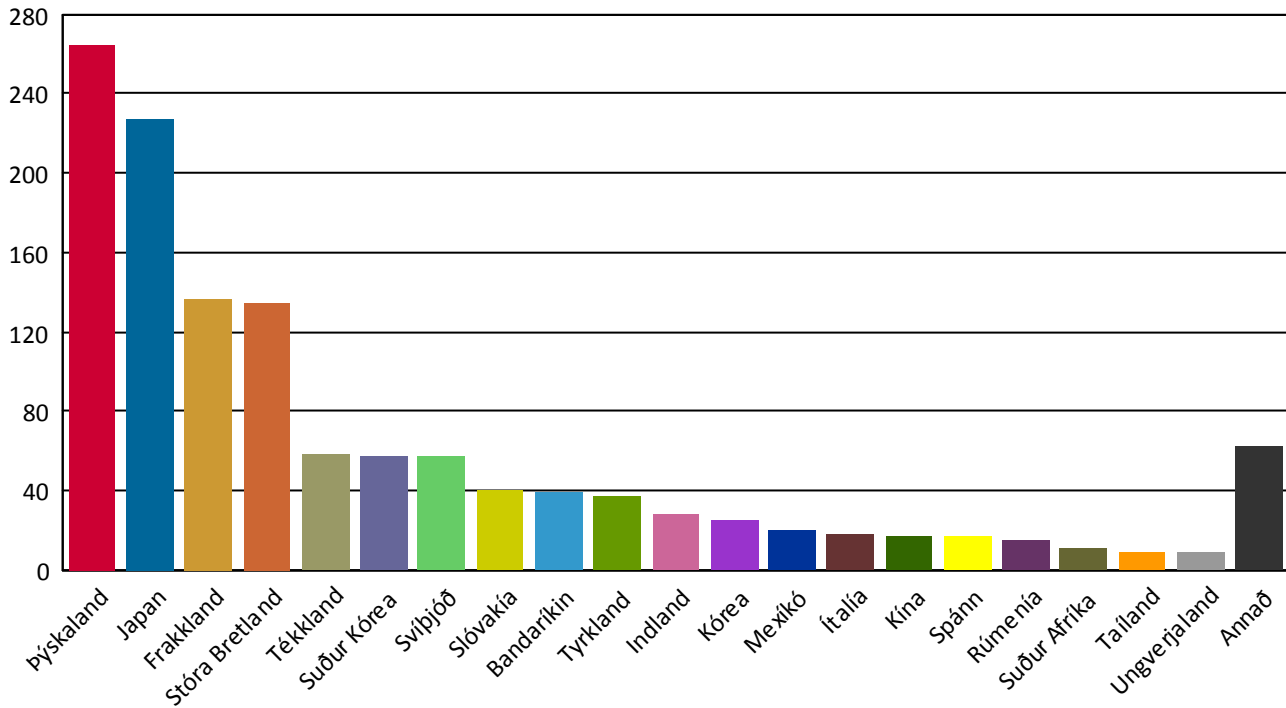
Dráttarvélar

	Bensín	Dísel	Alls
CAN-AM	19	0	19
CFMOTO	4	0	4
JCB	0	1	1
JOHN DEERE	0	2	2
MASSEY FERGUSON	0	1	1
NEW HOLLAND	0	3	3
POLARIS	7	0	7
SOLIS	0	1	1
TYM	0	1	1
VALTRA	0	4	4
Alls	30	13	43

Nýskráning nýrra ökutækja eftir framleiðslulöndum

Tímabil: 1.9.2018 - 30.9.2018

Topp 20



	Fólksbifreiðar	Hópbifreiðar	Sendibifreiðar	Vörubifreiðar	Alls
Afganistan	2	0	0	0	2
Bandaríkin	16	0	2	0	18
Belgía	1	0	7	0	8
Frakkland	103	1	31	0	135
Holland	0	2	0	0	2
Indland	27	0	0	0	27
Ítalía	12	0	2	2	16
Japan	214	0	0	0	214
Kanada	0	0	0	7	7
Kórea	24	0	0	0	24
Rúmenía	4	0	11	0	15
Slóvakía	40	0	0	0	40
Spánn	8	0	9	0	17
Stóra Bretland	112	0	0	0	112
Suður Afríka	0	0	11	0	11
Suður Kórea	57	0	0	0	57
Svíþjóð	50	0	0	7	57
Taíland	0	0	9	0	9
Tékkland	57	0	0	0	57
Tyrkland	28	0	5	0	33
Ungverjaland	9	0	0	0	9
Þýskaland	171	8	52	7	238
Alls	935	11	139	23	1.108
	Létt bifhjól	Pung bifhjól	Torfæruhjól	Vélsleðar	Alls
Austurríki	0	6	0	0	6
Bandaríkin	0	1	9	0	10
Finnland	0	0	0	1	1
Indland	0	1	0	0	1
Ítalía	0	2	0	0	2
Japan	1	4	7	0	12

	Létt bifhjól	Pung bifhjól	Torfæruhjól	Vélsleðar	Alls
Kína	1	8	2	1	12
Mexíkó	0	1	0	0	1
Taiwan	0	0	2	0	2
Alls	2	23	20	2	47

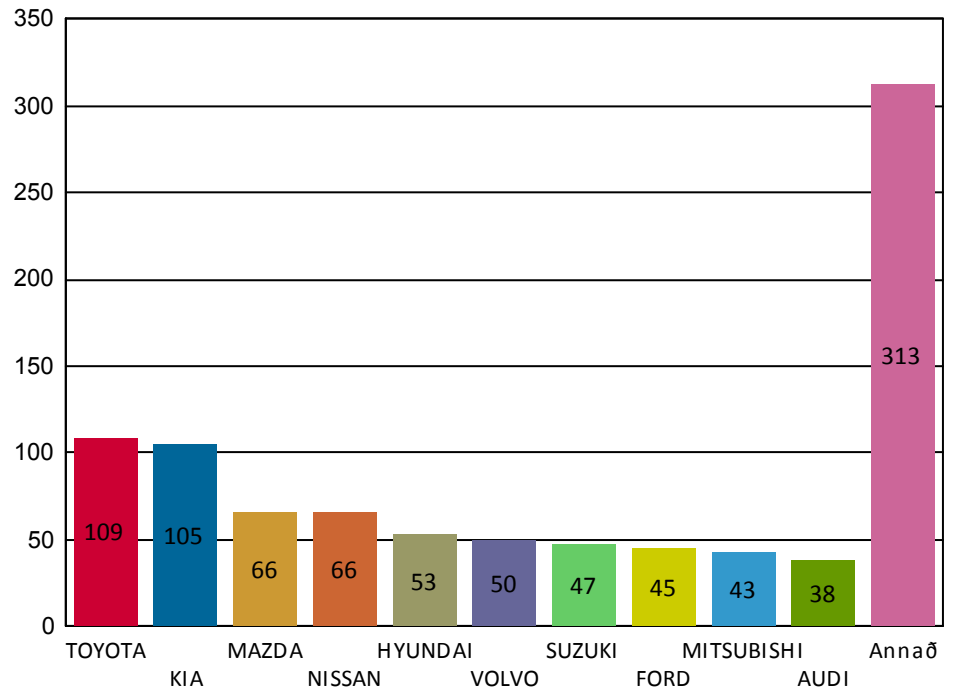
	Dráttarvélar	Eftirvagnar	Ferðavagnar	Alls
Bandaríkin	9	2	0	11
Danmörk	0	4	0	4
Finnland	4	3	0	7
Frakkland	1	1	0	2
Holland	2	3	1	6
Írland	0	1	0	1
Ísland	0	5	0	5
Japan	1	0	0	1
Kína	4	1	0	5
Kórea	1	0	0	1
Lettland	0	1	0	1
Luxemburg	1	0	0	1
Mexíkó	19	0	0	19
Óþekkt land	0	2	0	2
Pólland	0	2	0	2
Slóvenía	0	0	5	5
Stóra Bretland	0	23	0	23
Tékkland	1	0	0	1
Tyrkland	0	4	0	4
Þýskaland	0	16	10	26
Alls	43	68	16	127

Nýskráning nýrra ökutækja - Topp 10 fólksbifreiðar

Tímabil: 1.9.2018 - 30.9.2018

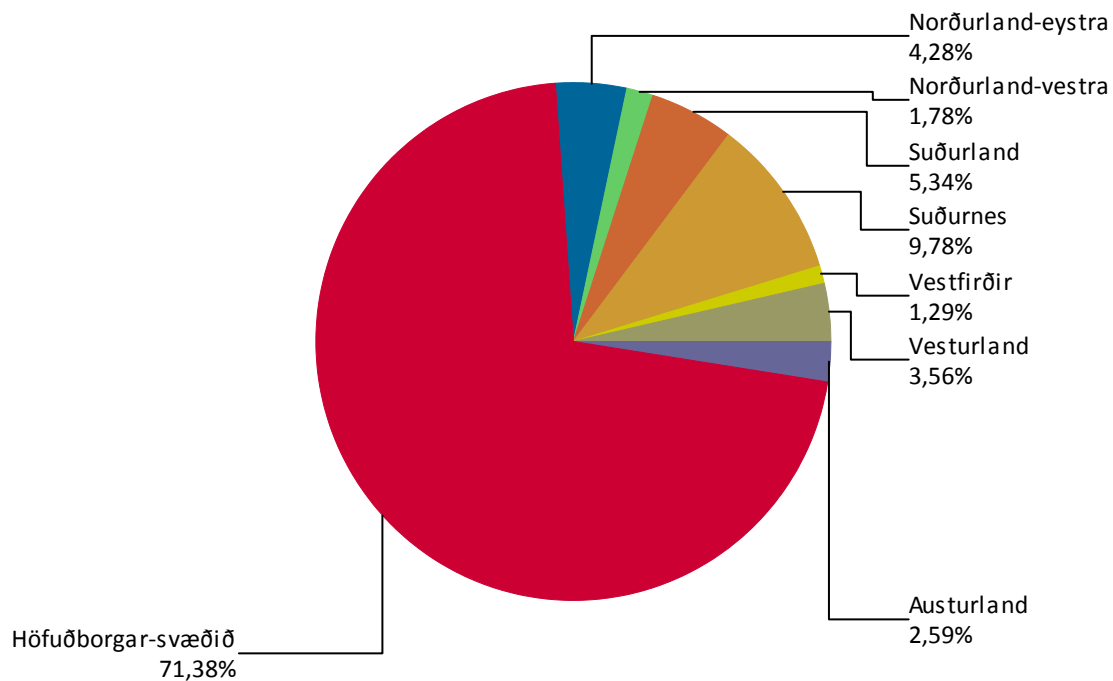
Topp 10

Fólksbifreiðar	
TOYOTA	109
KIA	105
MAZDA	66
NISSAN	66
HYUNDAI	53
VOLVO	50
SUZUKI	47
FORD	45
MITSUBISHI	43
AUDI	38



Nýskráning nýrra ökutækja eftir landshlutum

Dagsetning: 1.9.2018 - 30.9.2018



	Höfuðborgar-svæðið	Suðurnes	Vesturland	Vestfirðir	Norðurland-vestra	Norðurland-eystra	Austurland	Suðurland	Alls
Fólksbifreiðar	672	96	24	10	9	30	17	38	896
Hópbifreiðar	10	1	0	0	0	0	0	0	11
Sendibifreiðar	90	16	9	2	1	3	5	8	134
Vörubifreiðar	17	2	2	0	1	0	0	1	23
Létt bifhjól	1	0	0	0	0	0	0	0	1
Þung bifhjól	10	1	2	1	1	1	1	6	23
Torfæruhjól	8	0	1	0	1	6	1	3	20
Vélsleðar	1	0	0	0	0	0	1	0	2
Dráttarvélar	24	1	2	1	4	6	2	3	43
Eftirvagnar	38	3	3	2	5	5	5	7	68
Ferðavagnar	12	1	1	0	0	2	0	0	16
Alls	883	121	44	16	22	53	32	66	1.237

	Höfuðborgar-svæðið	Suðurnes	Vesturland	Vestfirðir	Norðurland-vestra	Norðurland-eystra	Austurland	Suðurland	Alls
ADRIA	2	1	1	0	0	1	0	0	5
ALFA ROMEO	1	0	0	0	0	0	0	0	1
ANSSEMS	1	0	0	0	0	0	0	0	1
APOLLO	2	0	0	0	0	0	0	0	2
ARCTIC CAT	2	0	0	0	0	3	0	0	5
AUDI	29	2	0	1	0	2	0	2	36
BAILEY	1	0	0	0	0	0	0	0	1
BATESON	2	0	1	0	0	1	1	1	6
BMW	5	8	0	0	0	0	0	0	13
BMW I	2	1	0	0	0	0	0	0	3
BORO	1	0	0	0	0	0	0	0	1
BRENDERUP	1	0	0	0	1	0	0	0	2
BULTHUIS	1	0	0	0	0	0	0	0	1
CAN-AM	16	0	2	0	1	1	0	0	20
CARNEHL	0	0	0	0	1	0	0	0	1

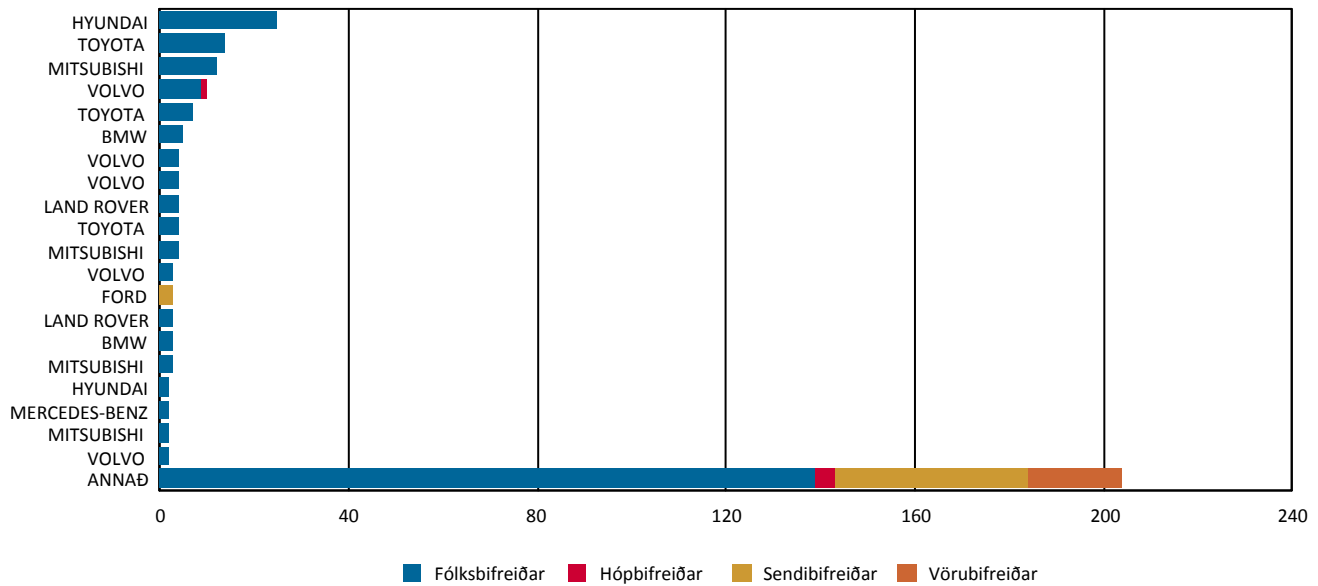
	Höfuðborgar -svæðið	Suðurnes	Vesturland	Vestfirðir	Norðurland- vestra	Norðurland- eystra	Austurland	Suðurland	Alls
CFMOTO	0	0	0	0	3	0	1	0	4
CHANGZHOU NANXIAS	1	0	0	0	0	0	0	0	1
CITROEN	14	1	0	0	0	0	0	0	15
DACIA	26	4	1	0	0	0	0	1	32
DODGE	7	0	1	0	0	0	0	1	9
EFTIRVAGN	1	0	0	0	0	0	0	0	1
FIAT	11	0	0	0	0	0	0	0	11
FORD	53	0	4	1	1	2	0	1	62
GOES	1	0	1	0	1	1	1	3	8
GURLESENYIL	1	0	0	0	0	0	0	0	1
HARLEY DAVIDSON	1	0	0	0	0	0	0	0	1
HENGIVAGN	1	2	0	0	0	0	0	0	3
HOBBY	8	0	0	0	0	1	0	0	9
HONDA	22	1	3	0	1	2	0	2	31
HULCO	0	0	0	0	0	0	1	0	1
HUMBAUR	2	0	0	0	0	0	0	1	3
HUSQVARNA	1	0	0	0	0	0	0	0	1
HYUNDAI	47	4	1	1	0	1	1	3	58
IFOR WILLIAMS	7	0	0	2	0	1	0	1	11
INDESPENSION	0	0	0	0	0	0	0	1	1
ISUZU	1	0	0	0	0	0	2	0	3
IVECO	3	1	0	0	0	0	0	0	4
JAGUAR	3	2	1	0	0	0	0	0	6
JAGUAR LAND ROVER L	1	0	0	0	0	0	0	0	1
JCB	0	0	0	1	0	0	0	0	1
JEEP	8	0	0	1	0	1	0	0	10
JOHN DEERE	0	1	0	0	0	0	0	1	2
JPM TRAILERS	0	0	0	0	0	0	1	0	1
JUNKKARI	1	0	0	0	0	0	0	1	2
KANE	0	0	0	0	1	0	0	0	1
KAWASAKI	2	0	0	0	0	0	0	0	2
KIA	81	14	4	0	0	1	4	1	105
KNAUS	1	0	0	0	0	0	0	0	1
KRAMPE	0	0	0	0	0	1	0	0	1
KTM	4	0	1	1	0	0	0	0	6
LAND ROVER	19	0	0	0	0	1	0	0	20
LANGENDORF	1	0	0	0	0	0	0	0	1
LEXUS	2	2	0	0	0	0	1	0	5
LIDER DAMPER	3	0	0	0	0	0	0	0	3
LIDER LOWBED	1	0	0	0	0	0	0	0	1
LYNX	1	0	0	0	0	0	0	0	1
MAN	2	0	0	0	0	0	0	0	2
MASSEY FERGUSON	0	0	0	0	0	1	0	0	1
MAZDA	58	1	1	1	0	1	0	4	66
MEILLER	2	0	0	0	0	0	0	0	2
MERCEDES-BENZ	36	1	2	0	0	0	1	1	41
MINI	3	4	0	0	0	0	0	0	7
MITSUBISHI	20	2	2	1	1	3	3	0	32
MONDIAL	0	0	0	0	0	0	0	1	1
NAUTILUS	0	0	1	0	0	0	0	0	1
NC	0	0	0	0	0	0	1	0	1
NEW HOLLAND	3	0	0	0	0	0	0	0	3
NISSAN	51	12	3	0	3	2	1	3	75

	Höfuðborgar -svæðið	Suðurnes	Vesturland	Vestfirðir	Norðurland- vestra	Norðurland- eystra	Austurland	Suðurland	Alls
NUGENT	1	0	0	0	2	0	0	0	3
OPEL	3	3	1	1	0	1	0	0	9
PALMSE TRAILER	0	1	0	0	0	0	0	0	1
PEUGEOT	19	0	2	0	0	1	0	1	23
PHANTOM	0	0	0	0	0	0	1	0	1
PIAGGIO	1	0	0	0	0	0	0	0	1
POLARIS	6	0	0	0	0	2	0	3	11
PORSCHE	4	0	1	0	0	0	0	0	5
RAGNAR VALSSON	1	0	0	0	0	0	0	0	1
RENAULT	33	15	0	0	0	0	0	7	55
RICE	0	0	0	0	0	2	0	0	2
ROYAL ENFIELD	0	0	0	0	0	0	0	1	1
SCANIA	0	1	0	0	1	0	0	0	2
SCHMITZ	2	0	0	0	0	0	0	0	2
SKODA	11	2	0	0	0	1	1	4	19
SOLIS	1	0	0	0	0	0	0	0	1
SSANGYONG	3	0	1	0	0	0	1	0	5
STEMA	2	0	1	0	0	0	0	1	4
SUBARU	11	0	1	0	0	1	0	1	14
SUZUKI	42	3	0	0	0	0	2	3	50
TABBERT	1	0	0	0	0	0	0	0	1
TIKI	1	0	0	0	0	0	0	0	1
TOYOTA	76	28	3	0	2	7	1	9	126
TYM	0	0	0	0	0	1	0	0	1
UNSINN	1	0	0	0	0	0	0	0	1
V & P	0	0	0	0	0	0	0	1	1
VALTRA	1	0	0	0	0	1	1	1	4
VDL	2	0	0	0	0	0	0	0	2
VLEMMIX	1	0	0	0	0	0	0	0	1
VM	1	0	0	0	0	0	0	0	1
VOLKSWAGEN	42	3	1	2	2	2	2	3	57
VOLVO	39	1	3	3	1	4	3	1	55
WIOLA	0	0	0	0	0	0	1	0	1
YAMAHA	0	0	0	0	0	3	0	1	4
ZNEN	1	0	0	0	0	0	0	0	1
Alls	883	121	44	16	22	53	32	66	1.237

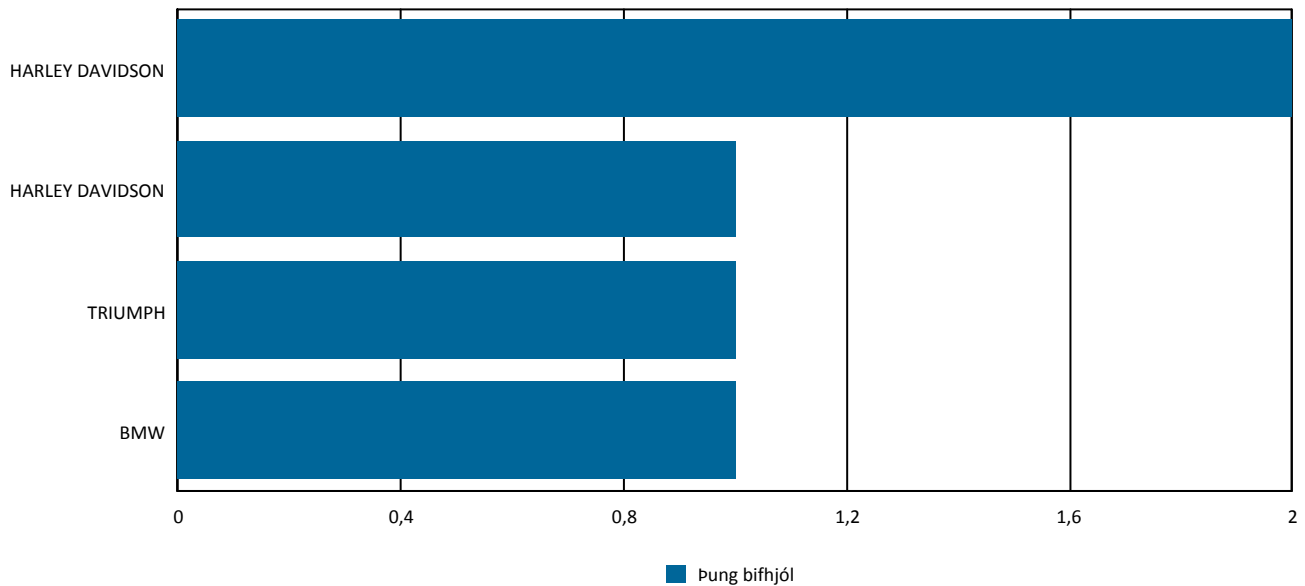
Nýskráning notaðra ökutæki eftir tegund

Tímabil: 1.9.2018 - 30.9.2018

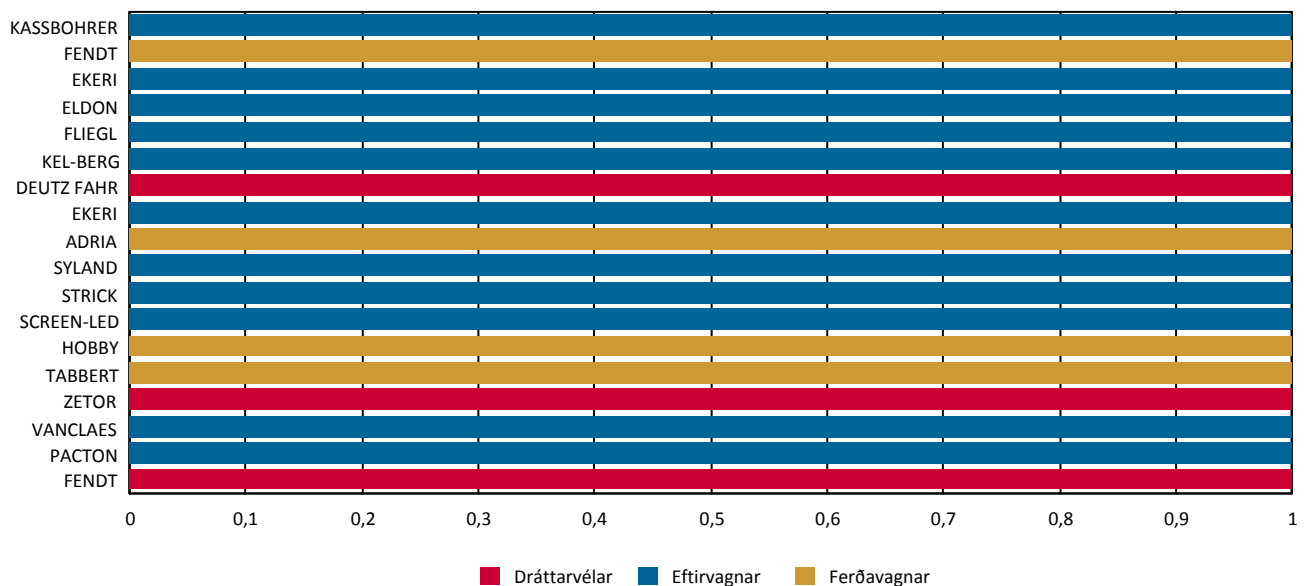
Topp 20



Topp 20



Topp 20



	Fólksbifreiðar	Hópbifreiðar	Sendibifreiðar	Vörubifreiðar	Alls
ALFA ROMEO	1	0	0	0	1
AUDI	7	0	0	0	7
BMW	19	0	0	0	19
BMW I	1	0	0	0	1
CHEVROLET	2	0	0	0	2
CITROEN	2	0	1	0	3
DODGE	1	1	2	5	9
FIAT	1	0	0	0	1
FORD	3	0	16	2	21
GMC	1	0	0	1	2
HYUNDAI	30	0	2	0	32
JAGUAR	2	0	0	0	2
JAGUAR LAND ROVE	1	0	0	0	1
JEEP	1	0	0	0	1
KIA	3	0	0	0	3
LAND ROVER	22	0	0	0	22
MAN	0	0	0	3	3
MAZDA	1	0	0	0	1
MERCEDES-BENZ	12	1	6	7	26
MITSUBISHI	25	0	0	0	25
MOWAG	0	1	0	0	1
NISSAN	6	0	1	0	7
OPEL	2	0	3	0	5
PEUGEOT	2	0	2	0	4
PONTIAC	1	0	0	0	1
PORSCHE	2	0	0	0	2
RENAULT	1	0	4	1	6
ROBIN HOOD	1	0	0	0	1
SCANIA	0	0	0	1	1
SKODA	9	0	0	0	9
SUBARU	1	0	0	0	1
SUZUKI	1	0	0	0	1
TESLA	1	0	0	0	1
TESLA MOTORS	1	0	0	0	1
TOYOTA	35	0	0	0	35
VDL	0	1	0	0	1
VOLKSWAGEN	4	0	7	0	11
VOLVO	49	1	0	0	50
Alls	251	5	44	20	320

Þung bifhjól Alls

BMW	1	1
HARLEY DAVIDSON	3	3
TRIUMPH	1	1
Alls	5	5

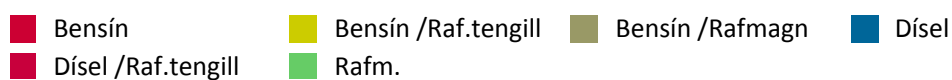

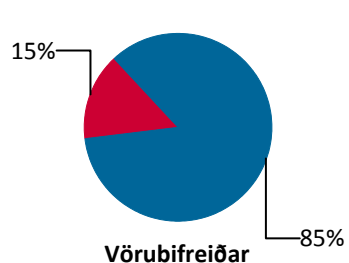

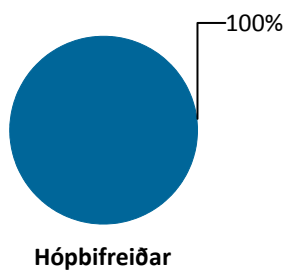
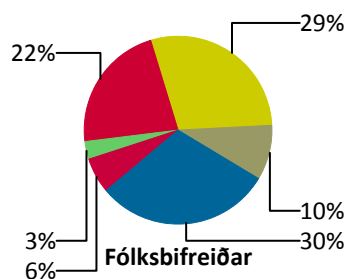
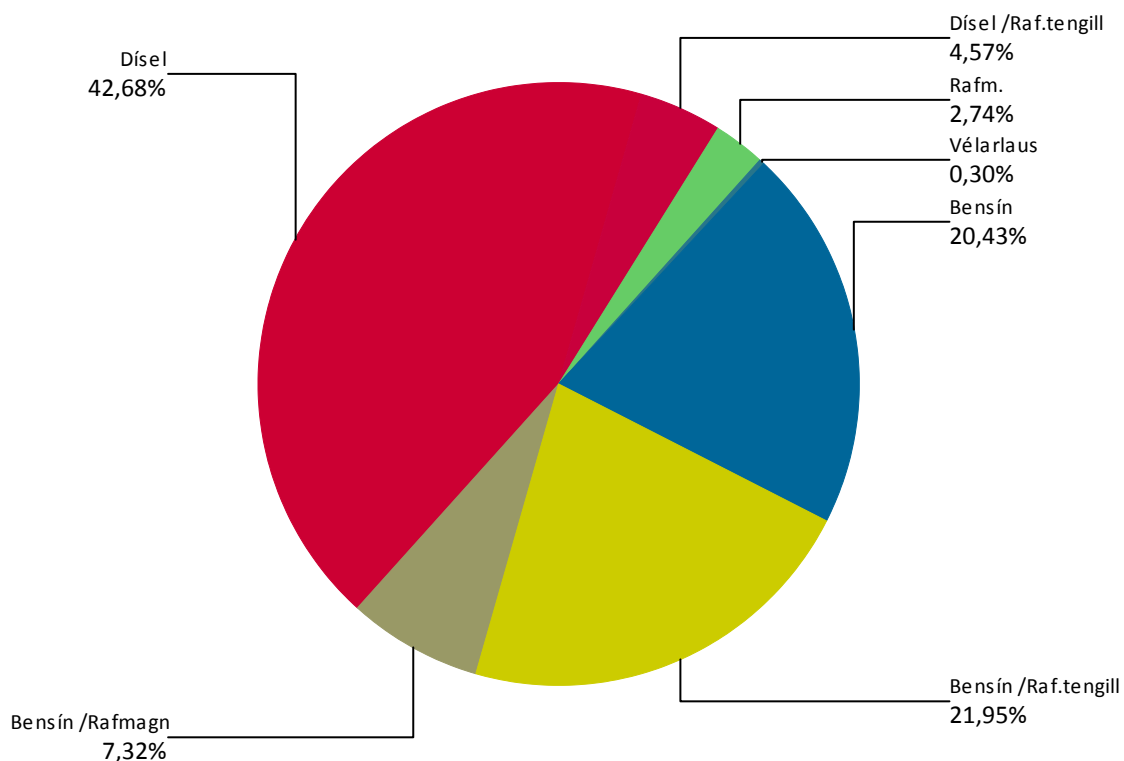
Dráttarvélar Eftirvagnar Ferðavagnar Alls

ADRIA	0	0	1	1
DEUTZ FAHR	1	0	0	1
EKERI	0	2	0	2
ELDON	0	1	0	1
FENDT	1	0	1	2
FLIEGL	0	1	0	1
HOBBY	0	0	1	1
KASSBOHRER	0	1	0	1
KEL-BERG	0	1	0	1

	Dráttarvélar	Eftirvagnar	Ferðavagnar	Alls
PACTON	0	1	0	1
SCREEN-LED	0	1	0	1
STRICK	0	1	0	1
SYLAND	0	1	0	1
TABBERT	0	0	1	1
VANCLAES	0	1	0	1
ZETOR	1	0	0	1
Alls	3	11	4	18

Nýskráning notaðra ökutækja eftir orkugjafa

Dagsetning: 1.9.2018 - 30.9.2018



Fólksbifreiðar

	Bensín	Bensín /Raf.ten/Rafmag	Bensín	Dísel	Rafm.	Dísel /Raf.ten	Alls
ALFA ROMEO	0	0	0	1	0	0	1
AUDI	0	2	0	3	0	2	7
BMW	0	14	0	5	0	0	19
BMW I	0	1	0	0	0	0	1
CHEVROLET	2	0	0	0	0	0	2
CITROEN	0	0	0	2	0	0	2
DODGE	1	0	0	0	0	0	1
FIAT	1	0	0	0	0	0	1
FORD	1	0	0	2	0	0	3
GMC	1	0	0	0	0	0	1
HYUNDAI	26	0	0	4	0	0	30
JAGUAR	0	0	0	2	0	0	2
JAGUAR LAND ROV	0	0	0	1	0	0	1
JEEP	0	0	0	1	0	0	1
KIA	1	1	0	1	0	0	3
LAND ROVER	2	0	1	19	0	0	22
MAZDA	1	0	0	0	0	0	1
MERCEDES-BENZ	1	4	0	7	0	0	12
MINI	0	25	0	0	0	0	25
NISSAN	0	0	0	0	6	0	6
OPEL	1	0	0	1	0	0	2
PEUGEOT	1	0	0	1	0	0	2
PONTIAC	1	0	0	0	0	0	1
PORSCHE	1	1	0	0	0	0	2
RENAULT	0	0	0	1	0	0	1
ROBIN HOOD	1	0	0	0	0	0	1
SKODA	1	0	0	8	0	0	9
SUBARU	1	0	0	0	0	0	1
SUZUKI	0	0	0	1	0	0	1
TESLA	0	0	0	0	1	0	1
TESLA MOTORS	0	0	0	0	1	0	1
TOYOTA	10	0	23	2	0	0	35
VOLKSWAGEN	1	0	0	3	0	0	4
VOLVO	1	24	0	11	0	13	49
Alls	56	72	24	76	8	15	251

Hópbifreiðar

	Dísel	Alls
DODGE	1	1
MERCEDES-BENZ	1	1
MOWAG	1	1
VDL	1	1
VOLVO	1	1
Alls	5	5

Sendibifreiðar

	Bensín	Dísel	Rafm.	Alls
CITROEN	0	1	0	1
DODGE	2	0	0	2

	Bensín	Dísel	Rafm.	Alls
FORD	1	15	0	16
HYUNDAI	0	2	0	2
MERCEDES-BENZ	0	6	0	6
NISSAN	0	1	0	1
OPEL	0	3	0	3
PEUGEOT	0	2	0	2
RENAULT	0	3	1	4
VOLKSWAGEN	0	7	0	7
Alls	3	40	1	44

Vörubifreiðar

	Bensín	Dísel	Alls
DODGE	0	5	5
FORD	1	1	2
GMC	0	1	1
MAN	0	3	3
MERCEDES-BENZ	2	5	7
RENAULT	0	1	1
SCANIA	0	1	1
Alls	3	17	20

Þung bifhjól

	Bensín	Alls
BMW	1	1
HARLEY DAVIDSON	3	3
TRIUMPH	1	1
Alls	5	5

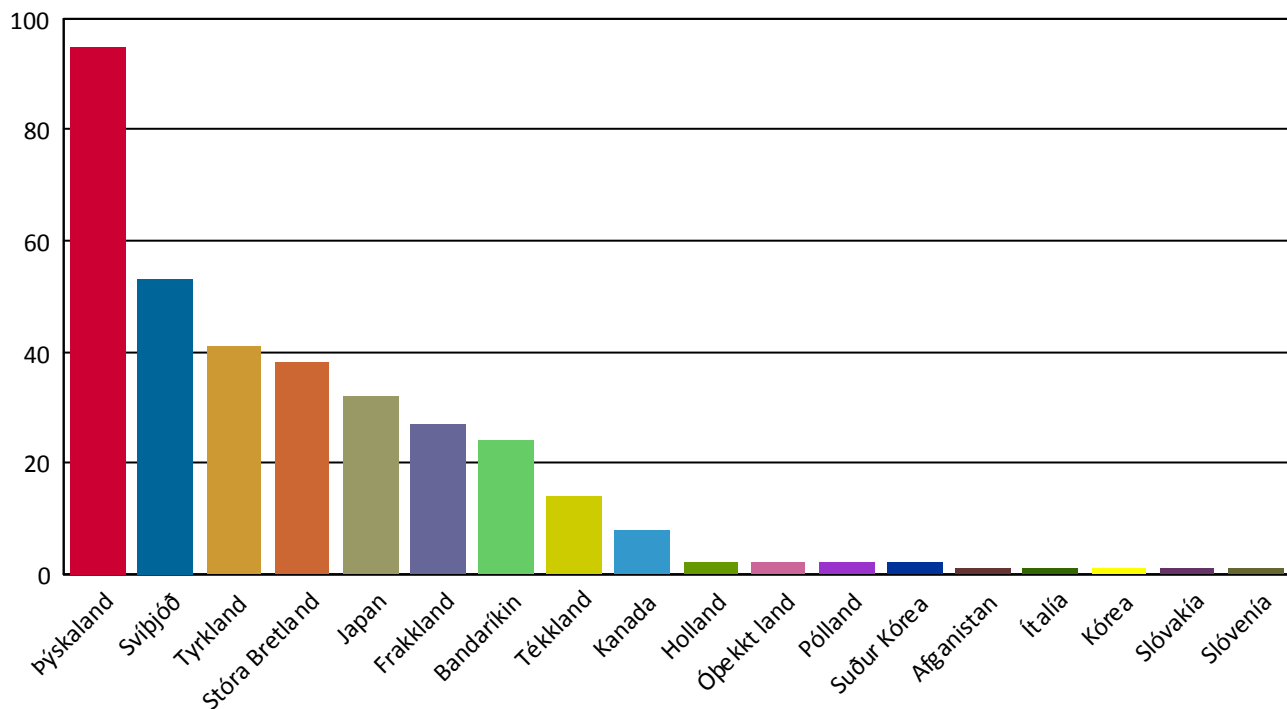
Dráttarvélar

	Dísel	Vélarlaus	Alls
DEUTZ FAHR	1	0	1
FENDT	0	1	1
ZETOR	1	0	1
Alls	2	1	3

Nýskráning notaðra ökutækja eftir framleiðslulöndum

Tímabil: 1.9.2018 - 30.9.2018

Topp 20



	Fólksbifreiðar	Hópbifreiðar	Sendibifreiðar	Vörubifreiðar	Alls
Afganistan	0	0	1	0	1
Bandaríkin	14	0	3	3	20
Frakkland	18	0	8	1	27
Holland	0	1	0	0	1
Ítalía	1	0	0	0	1
Japan	32	0	0	0	32
Kanada	2	1	0	5	8
Kórea	1	0	0	0	1
Óþekkt land	0	1	0	0	1
Pólland	1	0	0	0	1
Slóvakía	1	0	0	0	1
Stóra Bretland	33	0	0	0	33
Suður Kórea	1	0	1	0	2
Svíþjóð	49	1	0	1	51
Tékkland	13	0	0	0	13
Tyrkland	40	0	1	0	41
Þýskaland	45	1	30	10	86
Alls	251	5	44	20	320

	Þung bifhjóll	Alls
Bandaríkin	3	3
Stóra Bretland	1	1
Þýskaland	1	1
Alls	5	5

	Dráttarvélar	Eftirvagnar	Ferðavagnar	Alls
Bandaríkin	0	1	0	1
Holland	0	1	0	1
Óþekkt land	0	1	0	1
Pólland	0	1	0	1
Slóvenía	0	0	1	1
Stóra Bretland	0	3	0	3

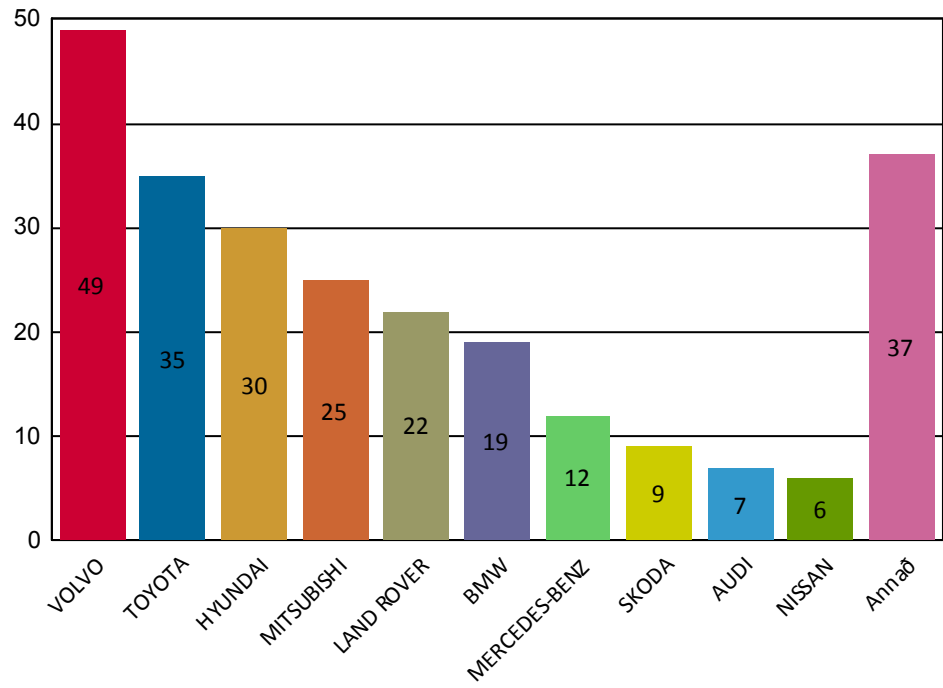
	Dráttarvélar	Eftirvagnar	Ferðavagnar	Alls
Svíþjóð	0	2	0	2
Tékkland	1	0	0	1
Þýskaland	2	2	3	7
Alls	3	11	4	18

Nýskráning notaðra ökutækja - Topp 10 fólksbifreiðar

Tímabil: 1.9.2018 - 30.9.2018

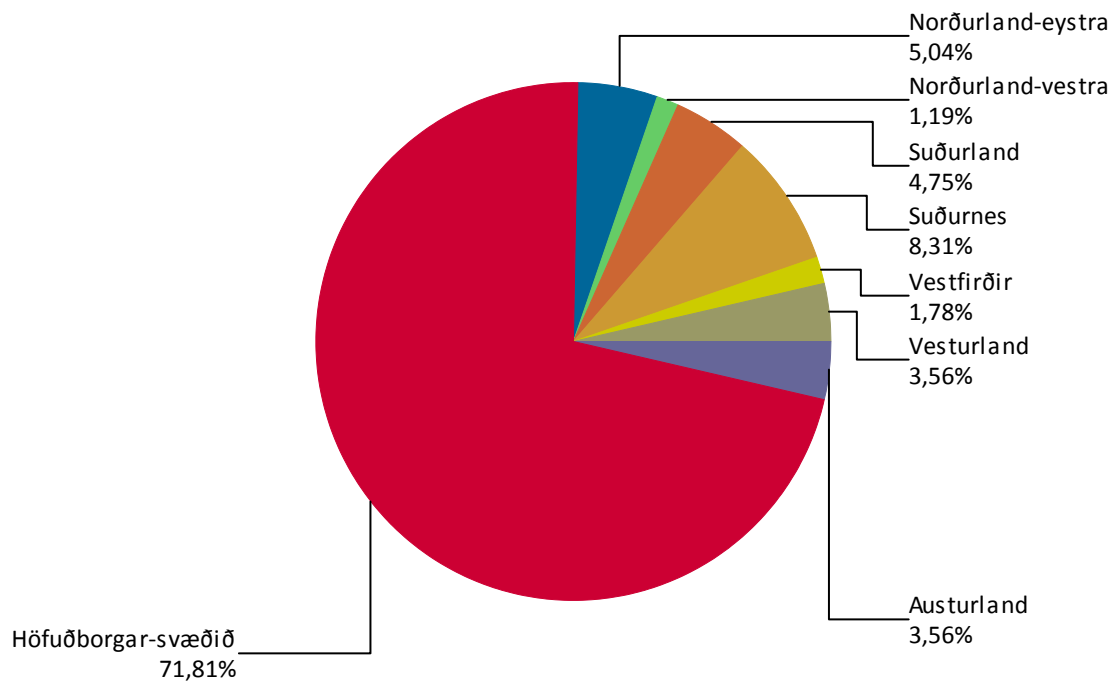
Topp 10

Fólksbifreiðar	
VOLVO	49
TOYOTA	35
HYUNDAI	30
MITSUBISHI	25
LAND ROVER	22
BMW	19
MERCEDES-BENZ	12
SKODA	9
AUDI	7
NISSAN	6



Nýskráning notaðra ökutækja eftir landshlutum

Dagsetning: 1.9.2018 - 30.9.2018



	Höfuðborgar- -svæðið	Suðurnes	Vesturland	Vestfirðir	Norðurland- vestra	Norðurland- eystra	Austurland	Suðurland	Alls
Fólksbifreiðar	184	22	8	4	2	15	6	7	248
Hópibifreiðar	4	1	0	0	0	0	0	0	5
Sendibifreiðar	30	2	3	2	0	0	1	3	41
Vörubifreiðar	10	1	1	0	0	1	2	4	19
pung bifhjól	4	0	0	0	0	0	0	0	4
Dráttarvélar	0	0	0	0	1	0	1	1	3
Eftirvagnar	8	1	0	0	0	0	1	1	11
Ferðavagnar	2	1	0	0	0	1	0	0	4
Alls	242	28	12	6	3	17	11	16	335

	Höfuðborgar- -svæðið	Suðurnes	Vesturland	Vestfirðir	Norðurland- vestra	Norðurland- eystra	Austurland	Suðurland	Alls
ADRIA	0	0	0	0	0	1	0	0	1
ALFA ROMEO	1	0	0	0	0	0	0	0	1
AUDI	5	1	0	1	0	0	0	0	7
BMW	19	0	1	0	0	0	0	0	20
BMW I	1	0	0	0	0	0	0	0	1
CHEVROLET	1	0	1	0	0	0	0	0	2
CITROEN	3	0	0	0	0	0	0	0	3
DEUTZ FAHR	0	0	0	0	0	0	0	1	1
DODGE	7	1	0	0	0	0	0	1	9
EKERI	1	0	0	0	0	0	0	1	2
ELDON	1	0	0	0	0	0	0	0	1
FENDT	0	1	0	0	2	0	0	0	3
FIAT	0	1	0	0	0	0	0	0	1
FLIEGL	0	1	0	0	0	0	0	0	1
FORD	14	0	2	0	0	0	1	1	18
GMC	2	0	0	0	0	0	0	0	2
HARLEY DAVIDSON	3	0	0	0	0	0	0	0	3
HOBBY	1	0	0	0	0	0	0	0	1

	Höfuðborgar -svæðið	Suðurnes	Vesturland	Vestfirðir	Norðurland- vestra	Norðurland- eystra	Austurland	Suðurland	Alls
HYUNDAI	30	1	1	0	0	0	0	0	32
JAGUAR	2	0	0	0	0	0	0	0	2
JAGUAR LAND ROVER L	1	0	0	0	0	0	0	0	1
JEEP	1	0	0	0	0	0	0	0	1
KASSBOHRER	1	0	0	0	0	0	0	0	1
KEL-BERG	1	0	0	0	0	0	0	0	1
KIA	1	1	0	0	0	1	0	0	3
LAND ROVER	18	0	0	1	0	1	0	1	21
MAN	1	1	0	0	0	0	0	1	3
MAZDA	1	0	0	0	0	0	0	0	1
MERCEDES-BENZ	13	0	2	1	1	2	2	4	25
MITSUBISHI	17	0	1	0	1	5	1	0	25
MOWAG	1	0	0	0	0	0	0	0	1
NEW HOLLAND	0	0	0	0	0	0	1	0	1
NISSAN	7	0	0	0	0	0	0	0	7
OPEL	4	0	0	0	0	1	0	0	5
PACTON	1	0	0	0	0	0	0	0	1
PEUGEOT	2	0	0	0	0	0	1	1	4
PONTIAC	1	0	0	0	0	0	0	0	1
PORSCHE	2	0	0	0	0	0	0	0	2
RENAULT	5	0	0	0	0	1	0	0	6
ROBIN HOOD	1	0	0	0	0	0	0	0	1
SCREEN-LED	1	0	0	0	0	0	0	0	1
SKODA	6	1	1	0	0	0	0	1	9
STRICK	1	0	0	0	0	0	0	0	1
SUBARU	1	0	0	0	0	0	0	0	1
SUZUKI	0	1	0	0	0	0	0	0	1
SYLAND	0	0	0	0	0	0	1	0	1
TABBERT	1	0	0	0	0	0	0	0	1
TESLA MOTORS	1	0	0	0	0	0	0	0	1
TOYOTA	19	14	1	0	0	0	0	1	35
VANCLAES	1	0	0	0	0	0	0	0	1
VDL	1	0	0	0	0	0	0	0	1
VOLKSWAGEN	9	0	0	1	0	0	0	1	11
VOLVO	31	4	2	2	0	5	4	2	50
ZETOR	0	0	0	0	0	0	1	0	1
Alls	242	28	12	6	4	17	12	16	337