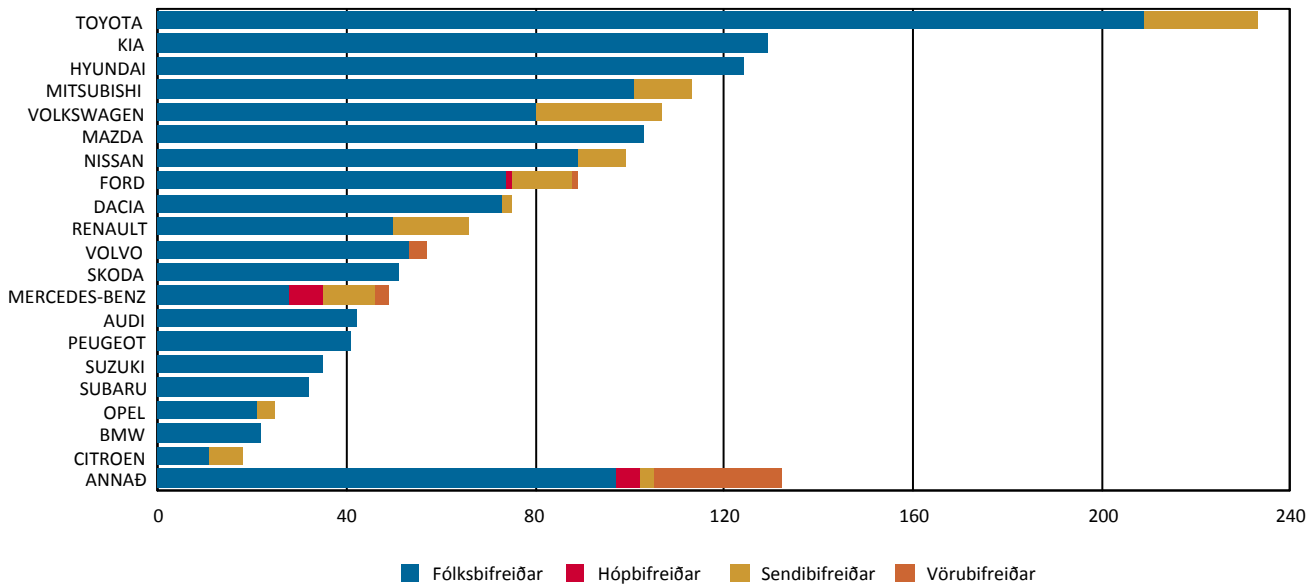


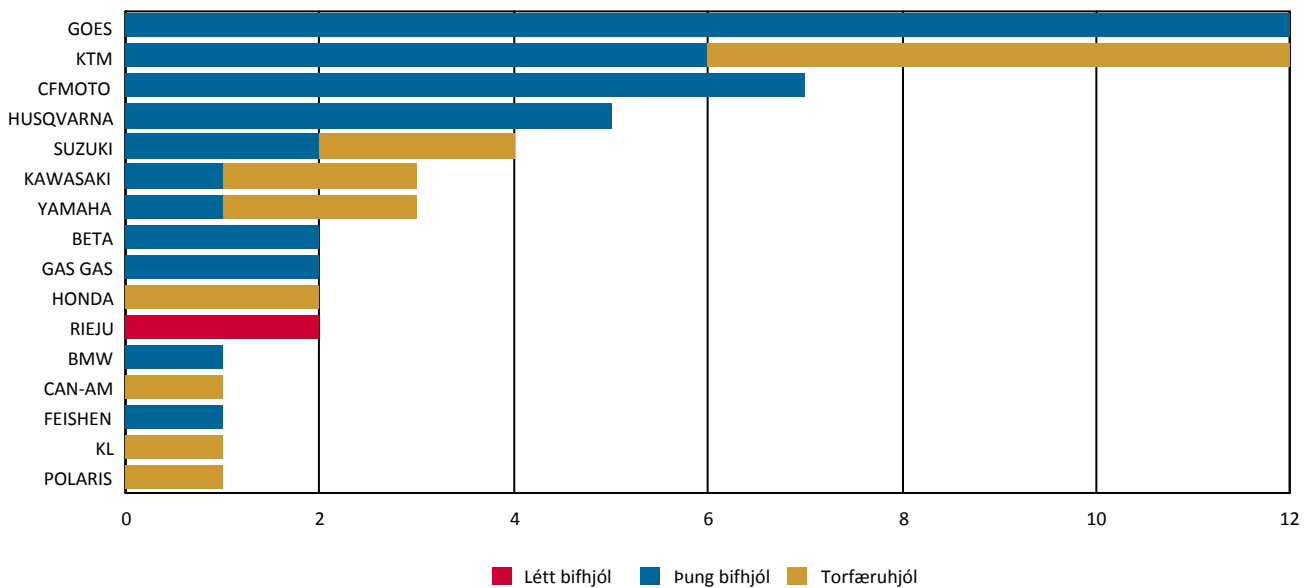
Nýskráning nýrra ökutæki eftir tegund

Tímabil: 1.8.2018 - 31.8.2018

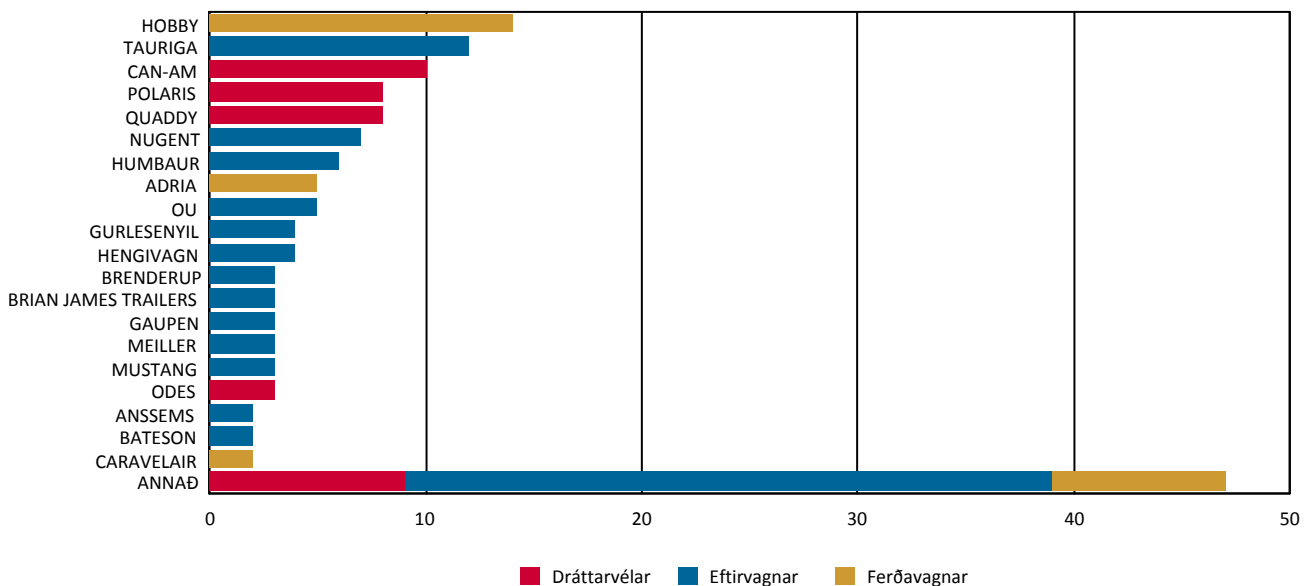
Topp 20



Topp 20



Topp 20



	Fólksbifreiðar	Hópbifreiðar	Sendibifreiðar	Vörubifreiðar	Alls
AUDI	42	0	0	0	42
BMW	22	0	0	0	22
BMW I	1	0	0	0	1
CHEVROLET	0	0	0	1	1
CITROEN	11	0	7	0	18
DACIA	73	0	2	0	75
DODGE	0	0	0	10	10
FIAT	1	0	0	0	1
FORD	74	1	13	1	89
HONDA	14	0	0	0	14
HYUNDAI	124	0	0	0	124
ISUZU	0	0	2	0	2
IVECO	0	0	1	1	2
JAGUAR	5	0	0	0	5
JEEP	14	0	0	0	14
KIA	129	0	0	0	129
LAND ROVER	15	0	0	0	15
LEXUS	11	0	0	0	11
LUANO CAMP	5	0	0	0	5
MAN	0	0	0	6	6
MAZDA	103	0	0	0	103
MERCEDES-BENZ	28	7	11	3	49
MINI	4	0	0	0	4
MITSUBISHI	101	0	12	0	113
NISSAN	89	0	10	0	99
NOBEL ART	4	0	0	0	4
OPEL	21	0	4	0	25
PEUGEOT	41	0	0	0	41
PORSCHE	8	0	0	0	8
RENAULT	50	0	16	0	66
SCANIA	0	0	0	9	9
SKODA	51	0	0	0	51
SSANGYONG	15	0	0	0	15
SUBARU	32	0	0	0	32
SUZUKI	35	0	0	0	35
TOYOTA	209	0	24	0	233
VOLKSWAGEN	80	0	27	0	107
VOLVO	53	0	0	4	57
YUTONG	0	5	0	0	5
Alls	1.465	13	129	35	1.642
	Létt bifhjól	Pung bifhjól	Torfæruhjól	Alls	
BETA	0	2	0	2	
BMW	0	1	0	1	
CAN-AM	0	0	1	1	
CFMOTO	0	7	0	7	
FEISHEN	0	1	0	1	
GAS GAS	0	2	0	2	
GOES	0	12	0	12	
HONDA	0	0	2	2	
HUSQVARNA	0	5	0	5	
KAWASAKI	0	1	2	3	
KL	0	0	1	1	
KTM	0	6	6	12	
POLARIS	0	0	1	1	

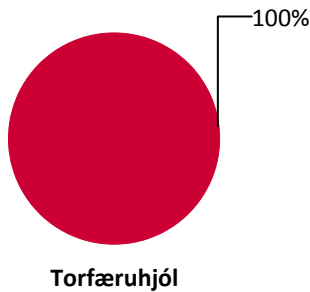
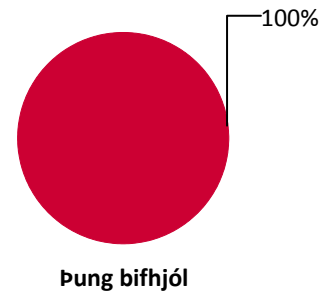
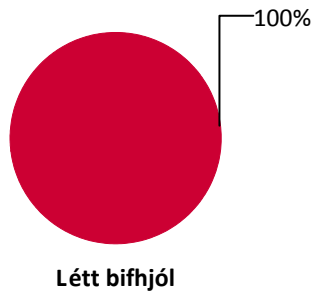
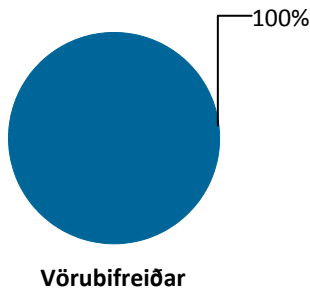
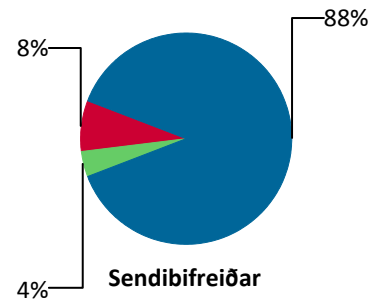
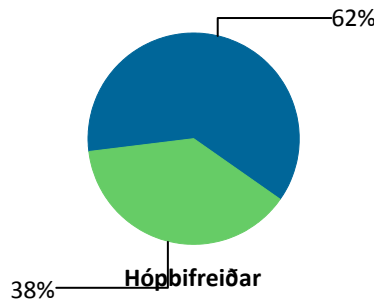
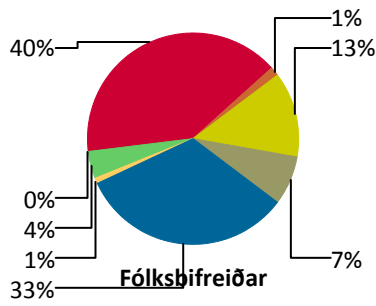
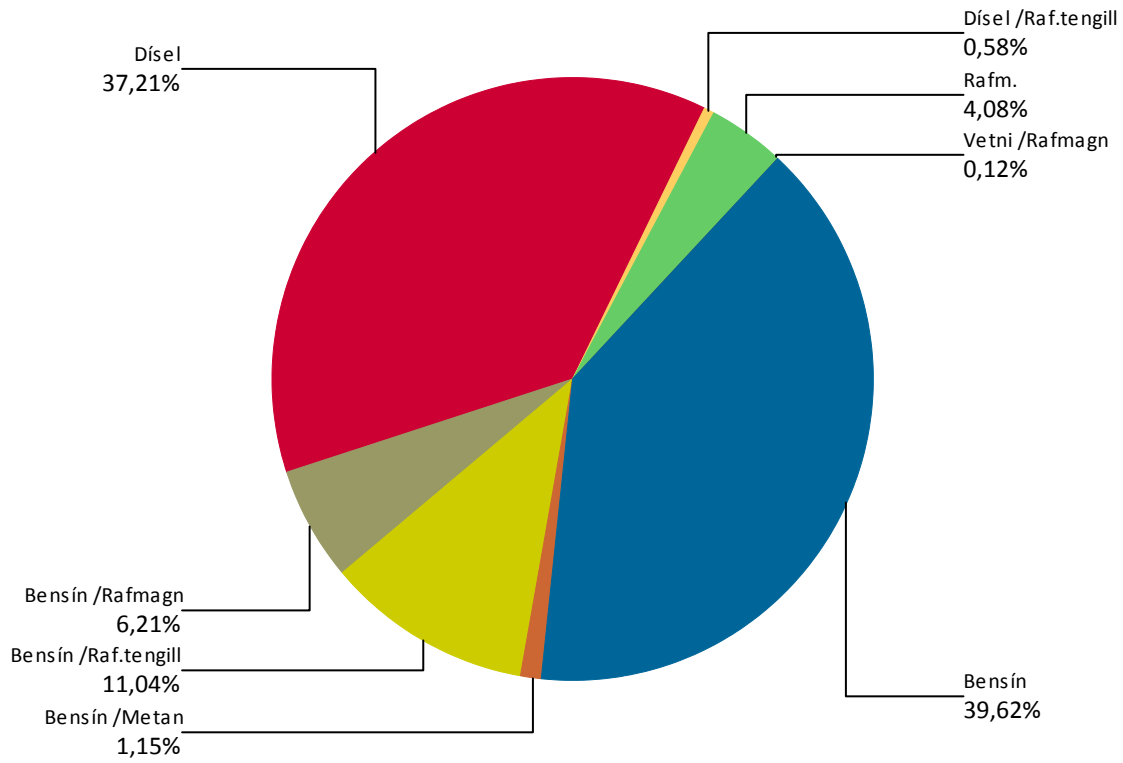
	Létt bifhjól	Pung bifhjól	Torfæruhjól	Alls
RIEJU	2	0	0	2
SUZUKI	0	2	2	4
YAMAHA	0	1	2	3
Alls	2	40	17	59
	Dráttarvélur	Eftirvagnar	Ferðavagnar	Alls
ADRIA	0	0	5	5
ANSSEMS	0	2	0	2
BATESON	0	2	0	2
BRENDERUP	0	3	0	3
BRIAN JAMES TRAILER	0	3	0	3
CAN-AM	10	0	0	10
CARAVELAIR	0	0	2	2
CARETTA	0	0	1	1
CBS REMORQUES	0	1	0	1
CFMOTO	2	0	0	2
CITYCARAVAN	0	0	1	1
CNSE	0	0	1	1
COMBI CAMP	0	0	2	2
DAV LIMBURG	0	1	0	1
DETHLEFFS	0	0	1	1
ES	0	1	0	1
EUROWAGON	0	1	0	1
EXTREME TRAILERS	0	1	0	1
FENDT	1	0	0	1
FLIEGL	0	1	0	1
FUEL PROOF	0	1	0	1
GAUPEN	0	3	0	3
GURLESENYIL	0	4	0	4
HATTAT	1	0	0	1
HENGIVAGN	0	4	0	4
HESTAKERRA	0	1	0	1
HOBBY	0	0	14	14
HULCO	0	1	0	1
HUMBAUR	0	6	0	6
IFOR WILLIAMS	0	2	0	2
INDESPENSION	0	1	0	1
JOHN DEERE	1	0	0	1
KANE	0	1	0	1
KRAMPE	0	1	0	1
LANGENDORF	0	1	0	1
LEGRAS	0	1	0	1
LIDER DAMPER	0	1	0	1
LMC	0	0	1	1
MASSEY FERGUSON	1	0	0	1
MEILLER	0	3	0	3
MOSBLIKK	0	1	0	1
MUSTANG	0	3	0	3
NC	0	2	0	2
NUGENT	0	7	0	7
ODES	3	0	0	3
OU	0	5	0	5
PALMSE TRAILER	0	1	0	1
POLARIS	8	0	0	8
QUADDY	8	0	0	8

Heimilt er að birta einstaka niðurstöður úr þessari skýrslu ef heimilda er getið. Ekki er heimilt að afrita skýrsluna, hvorki að hluta né í heild si

	Dráttarvélar	Eftirvagnar	Ferðavagnar	Alls
RAGNAR VALSSON	0	2	0	2
REBEL	0	1	0	1
SARIS	0	1	0	1
STEMA	0	2	0	2
SWIFT	0	0	1	1
TAURIGA	0	12	0	12
TYM	1	0	0	1
V OG Þ	0	1	0	1
VAK	0	2	0	2
VALTRA	2	0	0	2
Alls	38	87	29	154

Nýskráning nýrra ökutækja eftir orkugjafa

Dagsetning: 1.8.2018 - 31.8.2018



- Bensín
- Dísel
- Bensín /Metan
- Dísel /Raf.tengill
- Bensín /Raf.tengill
- Rafm.
- Bensín /Rafmagn
- Vetni /Rafmagn

Fólksbifreiðar

	Bensín	Bensín /Metan	Bensín /Raf.ten	Bensín /Rafmag	Dísel	Rafm.	Dísel /Raf.ten	Vetni /Rafmag	Alls
AUDI	2	0	22	0	9	0	9	0	42
BMW	4	0	4	0	14	0	0	0	22
BMW I	0	0	0	0	0	1	0	0	1
CITROEN	10	0	0	0	1	0	0	0	11
DACIA	19	0	0	0	54	0	0	0	73
FIAT	1	0	0	0	0	0	0	0	1
FORD	46	0	0	0	28	0	0	0	74
HONDA	11	0	0	0	3	0	0	0	14
HYUNDAI	87	0	3	0	23	11	0	0	124
JAGUAR	1	0	0	0	4	0	0	0	5
JEEP	1	0	0	0	13	0	0	0	14
KIA	29	0	10	11	73	6	0	0	129
LAND ROVER	0	0	1	0	14	0	0	0	15
LEXUS	0	0	0	11	0	0	0	0	11
LUANO CAMP	0	0	0	0	5	0	0	0	5
MAZDA	97	0	0	0	6	0	0	0	103
MERCEDES-BENZ	3	0	7	0	18	0	0	0	28
MINI	0	0	4	0	0	0	0	0	4
MITSUBISHI	6	0	91	0	4	0	0	0	101
NISSAN	35	0	0	0	24	30	0	0	89
NOBEL ART	0	0	0	0	4	0	0	0	4
OPEL	21	0	0	0	0	0	0	0	21
PEUGEOT	26	0	0	0	15	0	0	0	41
PORSCHE	2	0	6	0	0	0	0	0	8
RENAULT	11	0	0	0	33	6	0	0	50
SKODA	5	13	0	0	33	0	0	0	51
SSANGYONG	0	0	0	0	15	0	0	0	15
SUBARU	30	0	0	0	2	0	0	0	32
SUZUKI	34	0	0	1	0	0	0	0	35
TOYOTA	75	0	2	85	45	0	0	2	209
VOLKSWAGEN	34	7	18	0	14	7	0	0	80
VOLVO	0	0	24	0	28	0	1	0	53
Alls	590	20	192	108	482	61	10	2	1.465

Hópbifreiðar

	Dísel	Rafm.	Alls
FORD	1	0	1
MERCEDES-BENZ	7	0	7
YUTONG	0	5	5
Alls	8	5	13

Sendibifreiðar

	Bensín	Dísel	Rafm.	Alls
CITROEN	0	7	0	7
DACIA	0	2	0	2
FORD	4	9	0	13
ISUZU	0	2	0	2
IVECO	0	1	0	1
MERCEDES-BENZ	1	10	0	11

	Bensín	Dísel	Rafm.	Alls
MITSUBISHI	0	12	0	12
NISSAN	0	5	5	10
OPEL	0	4	0	4
RENAULT	0	16	0	16
TOYOTA	1	23	0	24
VOLKSWAGEN	4	23	0	27
Alls	10	114	5	129

Vörubifreiðar

	Dísel	Alls
CHEVROLET	1	1
DODGE	10	10
FORD	1	1
IVECO	1	1
MAN	6	6
MERCEDES-BENZ	3	3
SCANIA	9	9
VOLVO	4	4
Alls	35	35

Létt bifhjól

	Bensín	Alls
RIEJU	2	2
Alls	2	2

Þung bifhjól

	Bensín	Alls
BETA	2	2
BMW	1	1
CFMOTO	7	7
FEISHEN	1	1
GAS GAS	2	2
GOES	12	12
HUSQVARNA	5	5
KAWASAKI	1	1
KTM	6	6
SUZUKI	2	2
YAMAHA	1	1
Alls	40	40

Torfæruhjól

	Bensín	Alls
CAN-AM	1	1
HONDA	2	2
KAWASAKI	2	2
KL	1	1
KTM	6	6
POLARIS	1	1

	Bensín	Alls
SUZUKI	2	2
YAMAHA	2	2
Alls	17	17

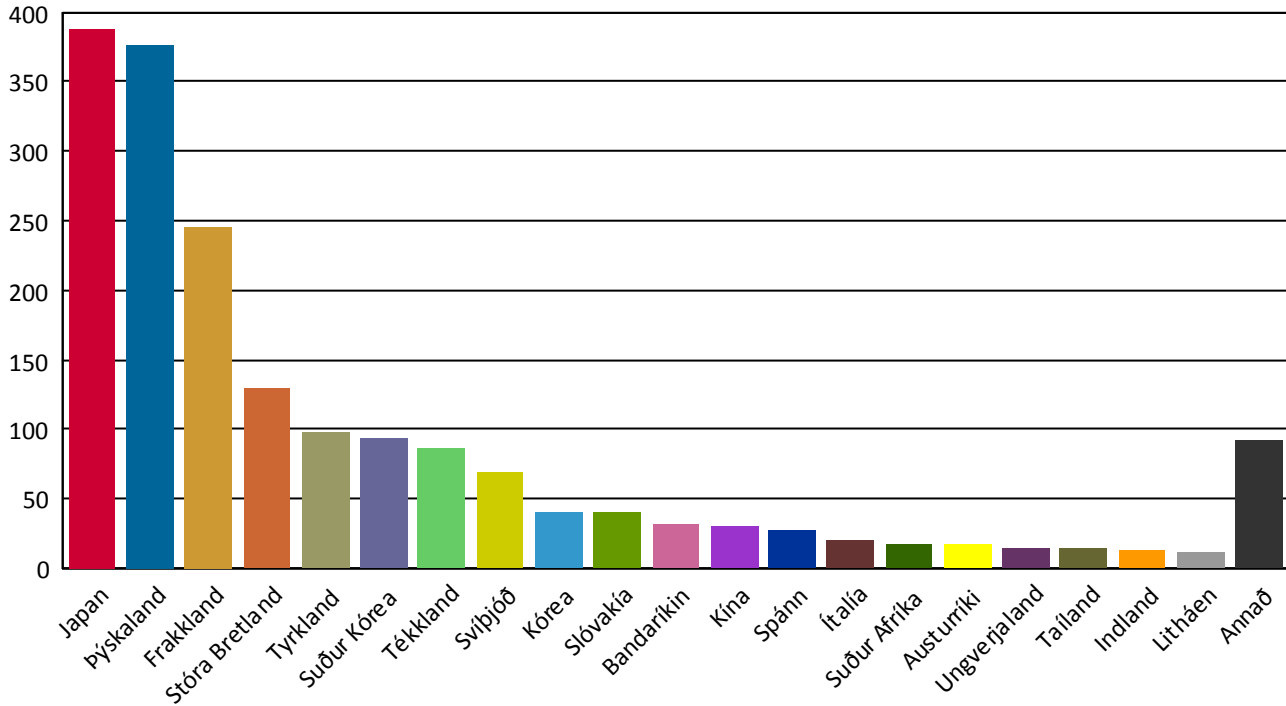
Dráttarvélar

	Bensín	Dísel	Alls
CAN-AM	10	0	10
CFMOTO	2	0	2
FENDT	0	1	1
HATTAT	0	1	1
JOHN DEERE	0	1	1
MASSEY FERGUSON	0	1	1
ODES	3	0	3
POLARIS	7	1	8
QUADDY	8	0	8
TYM	0	1	1
VALTRA	0	2	2
Alls	30	8	38

Nýskráning nýrra ökutækja eftir framleiðslulöndum

Tímabil: 1.8.2018 - 31.8.2018

Topp 20



	Fólksbifreiðar	Hópbifreiðar	Sendibifreiðar	Vörubifreiðar	Alls
Afganistan	1	0	0	0	1
Bandaríkin	18	0	0	2	20
Belgía	2	0	5	0	7
Frakkland	217	0	23	0	240
Indland	13	0	0	0	13
Ítalía	6	0	1	1	8
Japan	378	0	0	0	378
Kanada	0	0	0	10	10
Kína	0	5	0	0	5
Kórea	39	0	0	0	39
Mexíkó	0	0	1	0	1
Rúmenía	10	0	2	0	12
Slóvakía	40	0	0	0	40
Spánn	13	0	10	0	23
Stóra Bretland	109	0	0	0	109
Suður Afríka	0	0	18	0	18
Suður Kórea	94	0	0	0	94
Sviss	1	0	0	0	1
Svíþjóð	53	0	0	13	66
Taíland	0	0	14	0	14
Tékkland	84	0	0	0	84
Tyrkland	95	0	0	0	95
Ungverjaland	15	0	0	0	15
Útlönd	2	0	1	0	3
Þýskaland	275	8	54	9	346
Alls	1.465	13	129	35	1.642

	Létt bifhjól	Pung bifhjól	Torfæruhjól	Alls
Austurríki	0	10	6	16
Bandaríkin	0	0	3	3
Ítalía	0	3	1	4

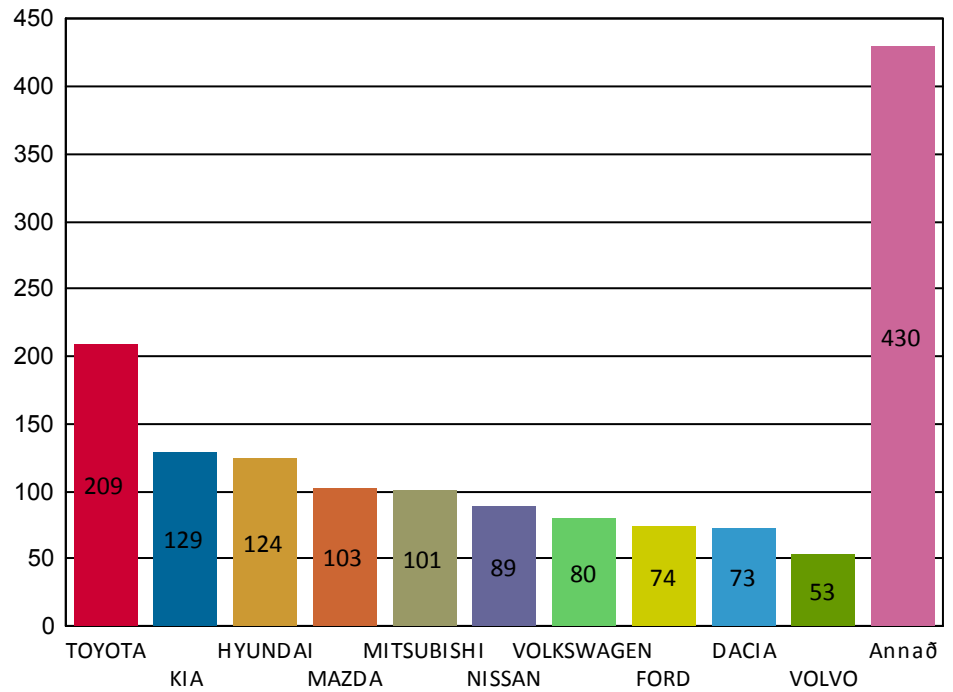
	Létt bifhjól	Pung bifhjól	Torfæruhjól	Alls
Japan	0	4	6	10
Kína	0	20	0	20
Mexíkó	0	0	1	1
Spánn	2	2	0	4
Þýskaland	0	1	0	1
Alls	2	40	17	59
	Dráttarvélar	Eftirvagnar	Ferðavagnar	Alls
Austurríki	0	0	1	1
Bandaríkin	9	0	0	9
Danmörk	0	7	0	7
Finnland	2	3	0	5
Frakkland	1	2	2	5
Holland	0	3	6	9
Írland	0	1	0	1
Ísland	0	10	0	10
Ítalía	8	0	0	8
Kína	5	0	0	5
Kórea	1	0	0	1
Litháen	0	12	0	12
Mexíkó	10	0	0	10
Óþekkt land	0	9	0	9
Slóvenía	0	0	5	5
Stóra Bretland	0	19	1	20
Svíþjóð	0	3	0	3
Tékkland	0	1	1	2
Tyrkland	1	1	1	3
Þýskaland	1	16	12	29
Alls	38	87	29	154

Nýskráning nýrra ökutækja - Topp 10 fólksbifreiðar

Tímabil: 1.8.2018 - 31.8.2018

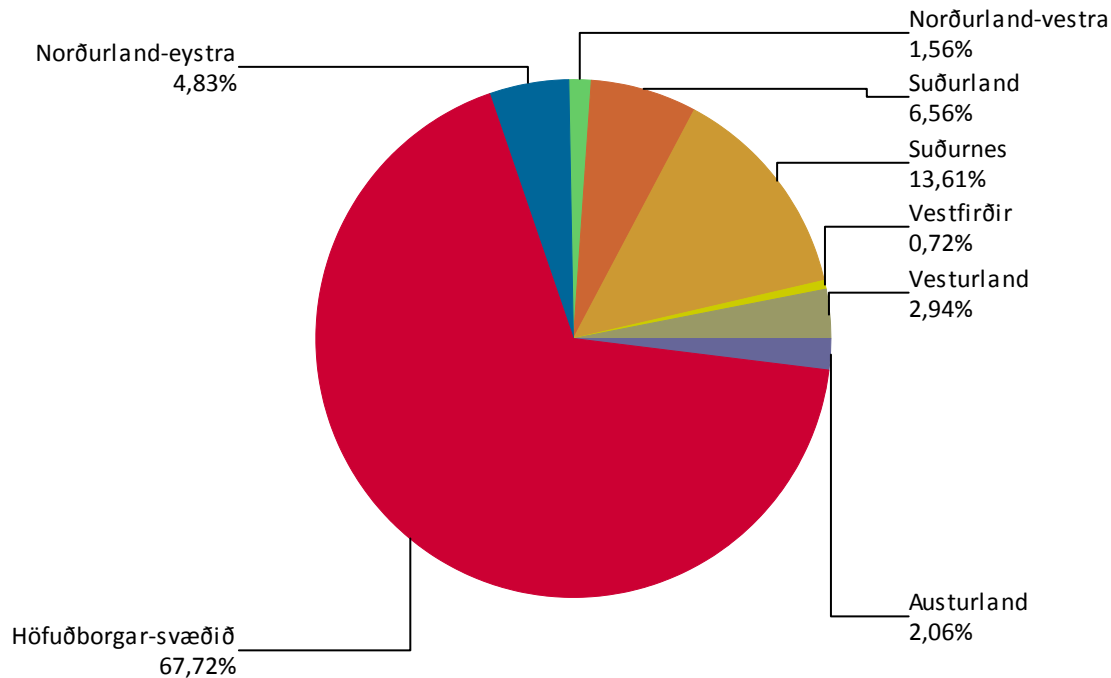
Topp 10

Fólksbifreiðar	
TOYOTA	209
KIA	129
HYUNDAI	124
MAZDA	103
MITSUBISHI	101
NISSAN	89
VOLKSWAGEN	80
FORD	74
DACIA	73
VOLVO	53



Nýskráning nýrra ökutækja eftir landshlutum

Dagsetning: 1.8.2018 - 31.8.2018



	Höfuðborgar -svæðið	Suðurnes	Vesturland	Vestfirðir	Norðurland- vestra	Norðurland- eystra	Austurland	Suðurland	Alls
Fólksbifreiðar	993	233	40	7	10	52	18	68	1.421
Hópbifreiðar	5	0	0	0	0	1	1	1	8
Sendibifreiðar	93	5	2	2	2	9	0	11	124
Vörubifreiðar	22	1	4	1	4	1	1	1	35
Létt bifhjól	2	0	0	0	0	0	0	0	2
Þung bifhjól	12	0	1	1	4	5	10	7	40
Torfæruhjól	8	0	0	0	0	1	2	5	16
Dráttarvélar	20	0	1	0	4	3	3	7	38
Eftirvagnar	48	2	5	2	4	13	1	12	87
Ferðavagnar	16	4	0	0	0	2	1	6	29
Alls	1.219	245	53	13	28	87	37	118	1.800

	Höfuðborgar -svæðið	Suðurnes	Vesturland	Vestfirðir	Norðurland- vestra	Norðurland- eystra	Austurland	Suðurland	Alls
ADRIA	3	0	0	0	0	0	0	2	5
ANSSEMS	2	0	0	0	0	0	0	0	2
AUDI	35	2	1	0	1	1	1	1	42
BATESON	0	0	0	0	0	2	0	0	2
BETA	0	0	0	0	0	0	2	0	2
BMW	17	0	1	0	0	1	0	1	20
BMW I	0	0	1	0	0	0	0	0	1
BRENDERUP	1	0	0	0	0	1	0	1	3
BRIAN JAMES TRAILERS	2	0	0	0	0	1	0	0	3
CAN-AM	7	0	0	0	2	0	2	0	11
CARAVELAIR	2	0	0	0	0	0	0	0	2
CARETTA	1	0	0	0	0	0	0	0	1
CBS REMORQUES	0	0	0	0	0	1	0	0	1
CFMOTO	3	0	0	0	3	2	1	0	9
CHEVROLET	0	0	0	0	0	0	1	0	1
CITROEN	14	1	1	0	0	2	0	0	18

Heimilt er að birta einstaka niðurstöður úr þessari skýrslu ef heimilda er getið. Ekki er heimilt að afrita skýrsluna, hvorki að hluta né í heild si

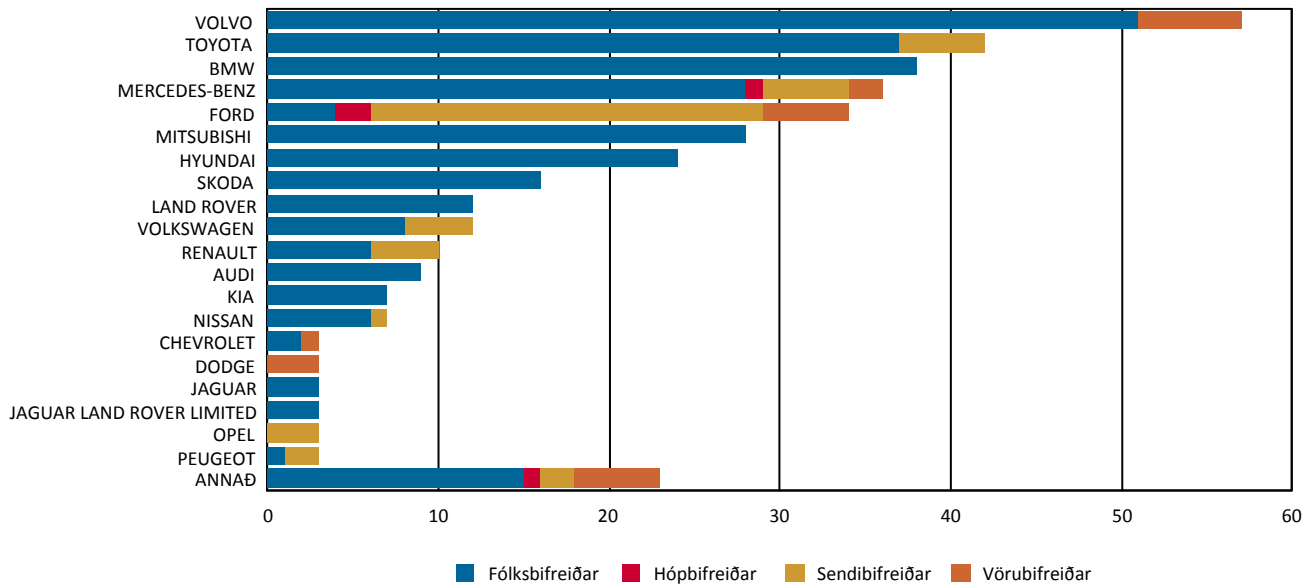
	Höfuðborgar -svæðið	Suðurnes	Vesturland	Vestfirðir	Norðurland- vestra	Norðurland- eystra	Austurland	Suðurland	Alls
CITYCARAVAN	0	1	0	0	0	0	0	0	1
CNSE	1	0	0	0	0	0	0	0	1
COMBI CAMP	2	0	0	0	0	0	0	0	2
DACIA	28	44	1	0	1	0	1	0	75
DAV LIMBURG	1	0	0	0	0	0	0	0	1
DETHLEFFS	1	0	0	0	0	0	0	0	1
DODGE	6	0	1	0	3	0	0	0	10
ES	1	0	0	0	0	0	0	0	1
EUROWAGON	1	0	0	0	0	0	0	0	1
EXTREME TRAILERS	1	0	0	0	0	0	0	0	1
FEISHEN	0	0	0	0	0	0	0	1	1
FENDT	0	0	0	0	0	1	0	0	1
FIAT	1	0	0	0	0	0	0	0	1
FLIEGL	1	0	0	0	0	0	0	0	1
FORD	80	0	1	1	0	5	1	1	89
FUEL PROOF	1	0	0	0	0	0	0	0	1
GAS GAS	0	0	0	1	0	0	1	0	2
GAUPEN	1	0	1	0	0	1	0	0	3
GOES	1	0	1	0	1	3	3	3	12
GURLESENYIL	0	0	0	0	0	4	0	0	4
HATTAT	0	0	1	0	0	0	0	0	1
HENGIVAGN	4	0	0	0	0	0	0	0	4
HESTAKERRA	0	0	0	0	1	0	0	0	1
HOBBY	5	3	0	0	0	2	1	3	14
HONDA	15	0	0	0	0	0	0	1	16
HULCO	1	0	0	0	0	0	0	0	1
HUMBAUR	1	0	1	0	0	2	0	2	6
HUSQVARNA	3	0	0	0	0	0	0	2	5
HYUNDAI	58	59	2	1	0	2	1	1	124
IFOR WILLIAMS	1	1	0	0	0	0	0	0	2
INDESPENSION	1	0	0	0	0	0	0	0	1
ISUZU	0	1	0	0	0	0	0	1	2
IVECO	1	0	1	0	0	0	0	0	2
JAGUAR	4	0	0	0	0	0	0	0	4
JEEP	13	0	1	0	0	0	0	0	14
JOHN DEERE	0	0	0	0	0	0	0	1	1
KANE	0	0	0	1	0	0	0	0	1
KAWASAKI	2	0	0	0	0	0	1	0	3
KIA	75	49	1	0	0	0	1	3	129
KL	0	0	0	0	0	0	0	1	1
KRAMPE	1	0	0	0	0	0	0	0	1
KTM	8	0	0	0	0	0	2	1	11
LAND ROVER	15	0	0	0	0	0	0	0	15
LANGENDORF	1	0	0	0	0	0	0	0	1
LEGRAS	1	0	0	0	0	0	0	0	1
LEXUS	8	0	0	0	0	2	1	0	11
LIDER DAMPER	1	0	0	0	0	0	0	0	1
LMC	1	0	0	0	0	0	0	0	1
LUANO CAMP	0	5	0	0	0	0	0	0	5
MAN	4	1	0	0	1	0	0	0	6
MASSEY FERGUSON	0	0	0	0	0	0	0	1	1
MAZDA	87	6	4	0	1	3	0	2	103
MEILLER	3	0	0	0	0	0	0	0	3

	Höfuðborgar -svæðið	Suðurnes	Vesturland	Vestfirðir	Norðurland- vestra	Norðurland- eystra	Austurland	Suðurland	Alls
MERCEDES-BENZ	35	5	0	0	0	4	2	3	49
MINI	4	0	0	0	0	0	0	0	4
MITSUBISHI	70	4	3	2	2	6	2	3	92
MOSBLIKK	1	0	0	0	0	0	0	0	1
MUSTANG	3	0	0	0	0	0	0	0	3
NC	0	0	0	0	1	0	0	1	2
NISSAN	67	14	6	0	1	3	2	6	99
NOBEL ART	0	4	0	0	0	0	0	0	4
NUGENT	1	0	0	1	0	0	1	4	7
ODES	1	0	0	0	0	0	0	2	3
OPEL	20	2	0	0	0	0	0	1	23
OU	0	0	0	0	1	0	0	4	5
PALMSE TRAILER	0	0	0	0	1	0	0	0	1
PEUGEOT	33	2	2	1	0	1	0	2	41
POLARIS	6	0	0	0	1	0	0	2	9
PORSCHE	4	1	0	0	0	2	0	0	7
QUADDY	4	0	0	0	1	1	1	1	8
RAGNAR VALSSON	1	0	1	0	0	0	0	0	2
REBEL	1	0	0	0	0	0	0	0	1
RENAULT	39	13	1	1	1	1	2	8	66
RIEJU	2	0	0	0	0	0	0	0	2
SARIS	1	0	0	0	0	0	0	0	1
SCANIA	6	0	2	0	0	0	0	1	9
SKODA	31	4	1	0	0	1	1	6	44
SSANGYONG	7	1	0	0	1	0	0	6	15
STEMA	1	0	0	0	0	1	0	0	2
SUBARU	19	0	3	1	1	6	1	1	32
SUZUKI	34	1	1	0	0	1	1	1	39
SWIFT	0	0	0	0	0	0	0	1	1
TAURIGA	12	0	0	0	0	0	0	0	12
TOYOTA	165	17	5	1	1	17	1	25	232
TYM	1	0	0	0	0	0	0	0	1
V OG P	0	1	0	0	0	0	0	0	1
VAK	0	0	2	0	0	0	0	0	2
VALTRA	0	0	0	0	0	1	0	1	2
VOLKSWAGEN	85	1	3	1	1	1	1	5	98
VOLVO	37	2	3	1	1	5	1	3	53
YAMAHA	0	0	0	0	0	0	1	2	3
Alls	1.219	245	53	13	28	87	37	118	1.800

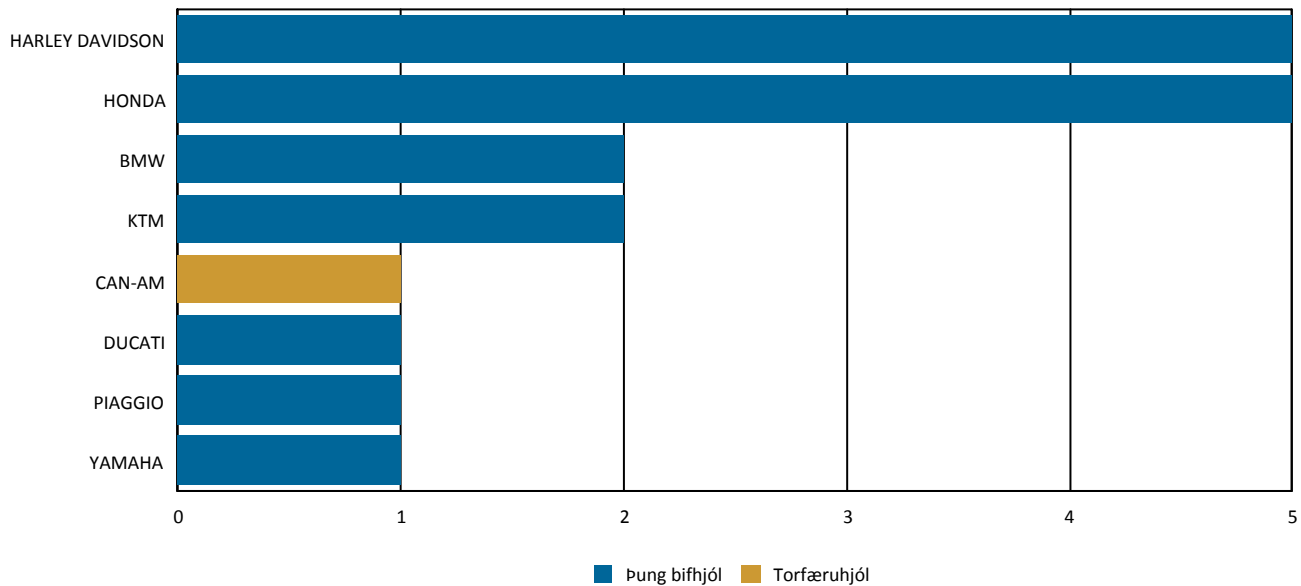
Nýskráning notaðra ökutæki eftir tegund

Tímabil: 1.8.2018 - 31.8.2018

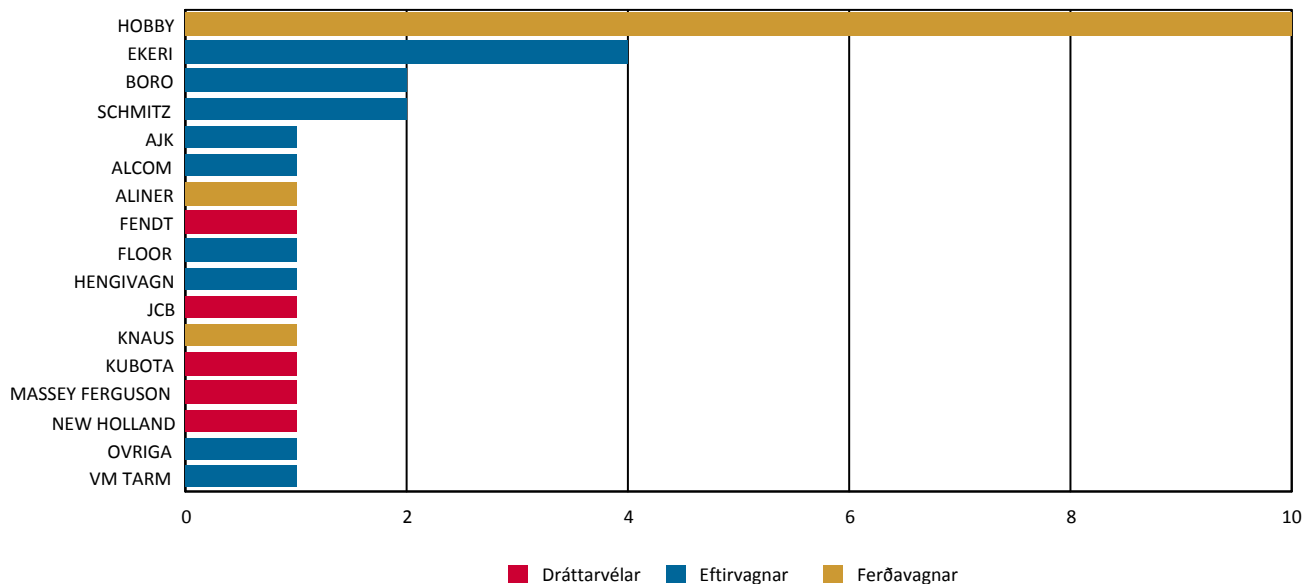
Topp 20



Topp 20



Topp 20



	Fólksbifreiðar	Hópbifreiðar	Sendibifreiðar	Vörubifreiðar	Alls
AUDI	9	0	0	0	9
BMW	38	0	0	0	38
CAPRON	1	0	0	0	1
CHEVROLET	2	0	0	1	3
CHRYSLER	1	0	0	0	1
CITROEN	1	0	0	0	1
DACIA	0	0	1	0	1
DODGE	0	0	0	3	3
FIAT	1	0	1	0	2
FORD	4	2	23	5	34
FORD/CHAUSSON	1	0	0	0	1
GULERYUZ	0	1	0	0	1
HOBBY/FIAT	2	0	0	0	2
HYUNDAI	24	0	0	0	24
IVECO	0	0	0	1	1
JAGUAR	3	0	0	0	3
JAGUAR LAND ROVE	3	0	0	0	3
JEEP	2	0	0	0	2
KIA	7	0	0	0	7
LAND ROVER	12	0	0	0	12
LEXUS	1	0	0	0	1
LIEBHERR	0	0	0	1	1
MAN	0	0	0	2	2
MAZDA	2	0	0	0	2
MERCEDES-BENZ	28	1	5	2	36
MINI	1	0	0	0	1
MITSUBISHI	28	0	0	0	28
NISSAN	6	0	1	0	7
OLDSMOBILE	1	0	0	0	1
OPEL	0	0	3	0	3
PEUGEOT	1	0	2	0	3
RENAULT	6	0	4	0	10
SCANIA	0	0	0	1	1
SKODA	16	0	0	0	16
TESLA MOTORS	1	0	0	0	1
TOYOTA	37	0	5	0	42
VOLKSWAGEN	8	0	4	0	12
VOLVO	51	0	0	6	57
Alls	298	4	49	22	373

Þung bifhjól Torfæruhjól Alls

BMW	2	0	2
CAN-AM	0	1	1
DUCATI	1	0	1
HARLEY DAVIDSON	5	0	5
HONDA	5	0	5
KTM	2	0	2
PIAGGIO	1	0	1
YAMAHA	1	0	1
Alls	17	1	18

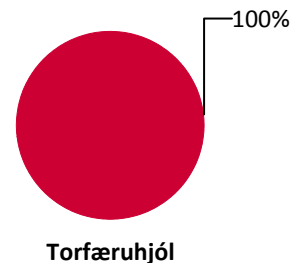

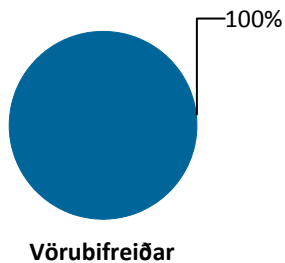
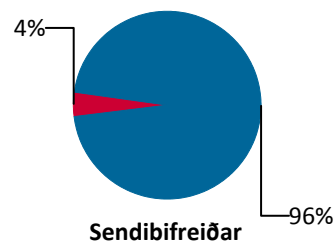
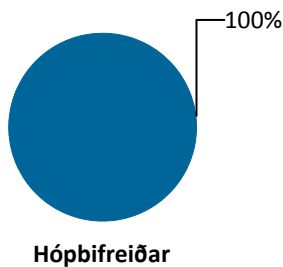
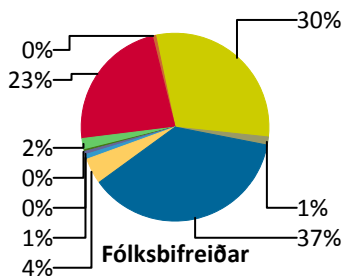
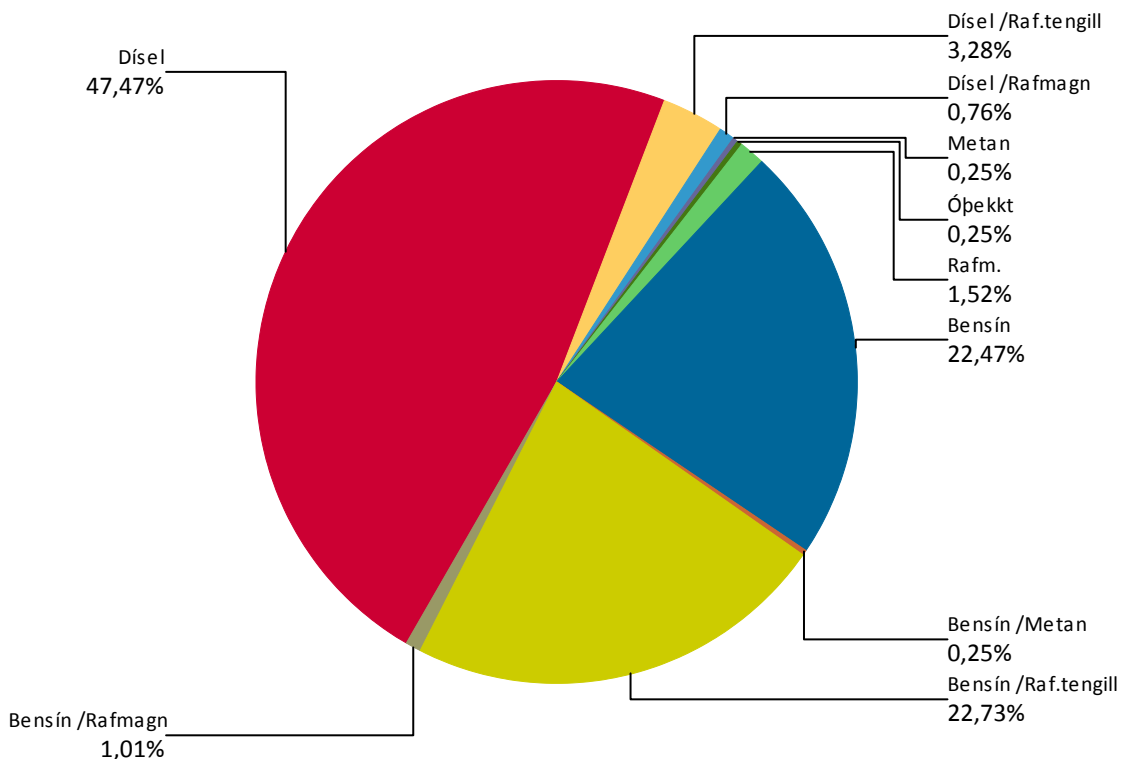
Dráttarvélar Eftirvagnar Ferðavagnar Alls

AJK	0	1	0	1
ALCOM	0	1	0	1
ALINER	0	0	1	1
BORO	0	2	0	2

	Dráttarvélar	Eftirvagnar	Ferðavagnar	Alls
EKERI	0	4	0	4
FENDT	1	0	0	1
FLOOR	0	1	0	1
HENGIVAGN	0	1	0	1
HOBBY	0	0	10	10
JCB	1	0	0	1
KNAUS	0	0	1	1
KUBOTA	1	0	0	1
MASSEY FERGUSON	1	0	0	1
NEW HOLLAND	1	0	0	1
OVRIGA	0	1	0	1
SCHMITZ	0	2	0	2
VM TARM	0	1	0	1
Alls	5	14	12	31

Nýskráning notaðra ökutækja eftir orkugjafa

Dagsetning: 1.8.2018 - 31.8.2018



Fólksbifreiðar

	Bensín	Bensín	Bensín	Bensín	Dísel	Metan	Rafm.	Dísel	Dísel	Óþekkt	Alls
	/Metan		/Raf.ten/Rafmag					/Raf.ten/Rafmag			
AUDI	1	0	1	0	6	0	0	1	0	0	9
BMW	2	0	26	0	10	0	0	0	0	0	38
CAPRON	0	0	0	0	1	0	0	0	0	0	1
CHEVROLET	1	0	0	0	0	0	0	0	0	1	2
CHRYSLER	1	0	0	0	0	0	0	0	0	0	1
CITROEN	0	0	0	0	1	0	0	0	0	0	1
FIAT	0	0	0	0	1	0	0	0	0	0	1
FORD	1	0	0	0	3	0	0	0	0	0	4
FORD/CHAUSSON	0	0	0	0	1	0	0	0	0	0	1
HOBBY/FIAT	0	0	0	0	2	0	0	0	0	0	2
HYUNDAI	18	0	0	0	6	0	0	0	0	0	24
JAGUAR	0	0	0	0	3	0	0	0	0	0	3
JAGUAR LAND ROV	0	0	0	0	3	0	0	0	0	0	3
JEEP	1	0	0	0	1	0	0	0	0	0	2
KIA	0	0	3	0	4	0	0	0	0	0	7
LAND ROVER	0	0	0	0	12	0	0	0	0	0	12
LEXUS	0	0	0	1	0	0	0	0	0	0	1
MAZDA	1	0	0	0	1	0	0	0	0	0	2
MERCEDES-BENZ	1	0	12	0	14	1	0	0	0	0	28
MINI	0	0	1	0	0	0	0	0	0	0	1
MITSUBISHI	0	0	25	0	3	0	0	0	0	0	28
NISSAN	0	0	0	0	2	0	4	0	0	0	6
OLDSMOBILE	1	0	0	0	0	0	0	0	0	0	1
PEUGEOT	0	0	0	0	1	0	0	0	0	0	1
RENAULT	1	0	0	0	5	0	0	0	0	0	6
SKODA	5	0	0	0	11	0	0	0	0	0	16
TESLA MOTORS	0	0	0	0	0	0	1	0	0	0	1
TOYOTA	30	0	0	3	4	0	0	0	0	0	37
VOLKSWAGEN	2	1	0	0	4	0	1	0	0	0	8
VOLVO	3	0	22	0	11	0	0	12	3	0	51
Alls	69	1	90	4	110	1	6	13	3	1	298

Hópbifreiðar

	Dísel	Alls
FORD	2	2
GULERYUZ	1	1
MERCEDES-BENZ	1	1
Alls	4	4

Sendibifreiðar

	Bensín	Dísel	Alls
DACIA	1	0	1
FIAT	0	1	1
FORD	1	22	23
MERCEDES-BENZ	0	5	5
NISSAN	0	1	1
OPEL	0	3	3
PEUGEOT	0	2	2
RENAULT	0	4	4

	Bensín	Dísel	Alls
TOYOTA	0	5	5
VOLKSWAGEN	0	4	4
Alls	2	47	49

Vörubifreiðar

	Dísel	Alls
CHEVROLET	1	1
DODGE	3	3
FORD	5	5
IVECO	1	1
LIEBHERR	1	1
MAN	2	2
MERCEDES-BENZ	2	2
SCANIA	1	1
VOLVO	6	6
Alls	22	22

Pung bifhjól

	Bensín	Alls
BMW	2	2
DUCATI	1	1
HARLEY DAVIDSON	5	5
HONDA	5	5
KTM	2	2
PIAGGIO	1	1
YAMAHA	1	1
Alls	17	17

Torfæruhjól

	Bensín	Alls
CAN-AM	1	1
Alls	1	1

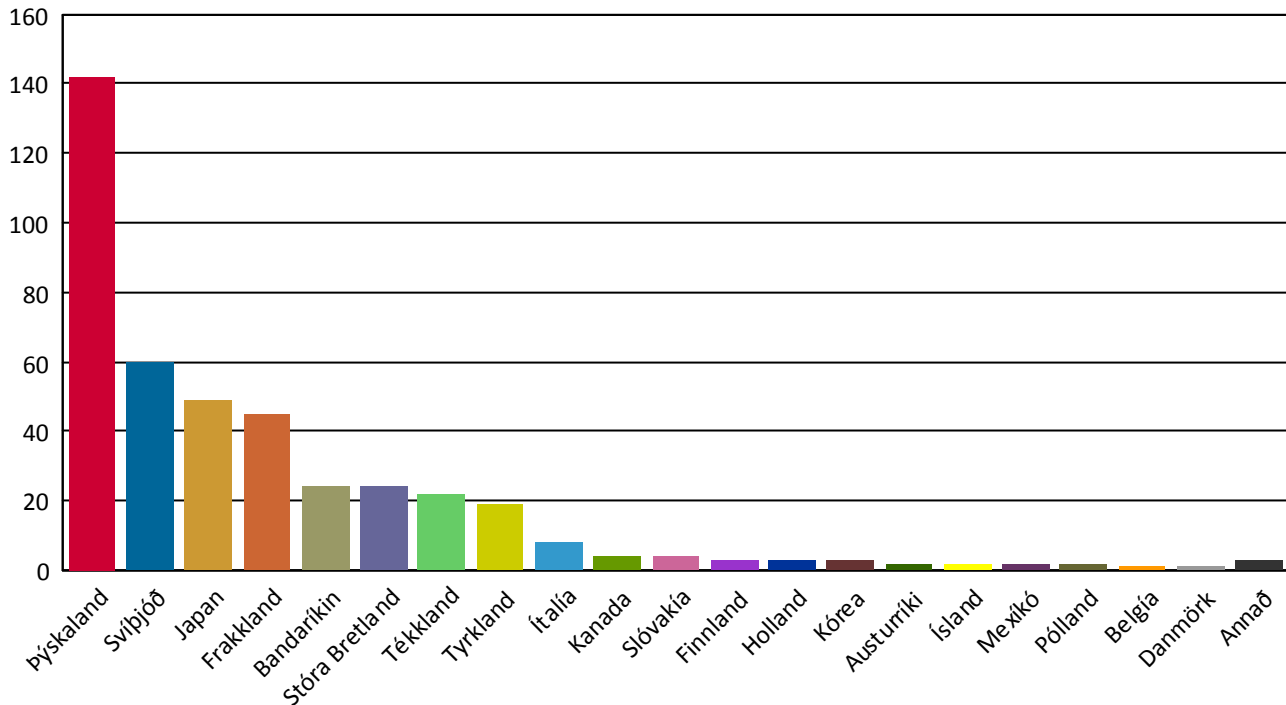
Dráttarvélar

	Dísel	Alls
FENDT	1	1
JCB	1	1
KUBOTA	1	1
MASSEY FERGUSON	1	1
NEW HOLLAND	1	1
Alls	5	5

Nýskráning notaðra ökutækja eftir framleiðslulöndum

Tímabil: 1.8.2018 - 31.8.2018

Topp 20



	Fólksbifreiðar	Hópbifreiðar	Sendibifreiðar	Vörubifreiðar	Alls
Bandaríkin	10	0	1	6	17
Belgía	0	0	1	0	1
Frakkland	37	0	6	0	43
Ítalía	4	0	1	1	6
Japan	38	0	4	0	42
Kanada	1	0	0	3	4
Kórea	3	0	0	0	3
Mexíkó	1	0	0	0	1
Rúmenía	0	0	1	0	1
Slóvakía	4	0	0	0	4
Spánn	0	0	1	0	1
Stóra Bretland	23	0	0	0	23
Suður Kórea	1	0	0	0	1
Svíþjóð	51	0	0	7	58
Tékkland	22	0	0	0	22
Tyrkland	18	1	0	0	19
Þýskaland	85	3	34	5	127
Alls	298	4	49	22	373

	Þung bifhjól	Torfæruhjól	Alls
Austurríki	2	0	2
Bandaríkin	6	0	6
Ítalía	2	0	2
Japan	5	0	5
Mexíkó	0	1	1
Þýskaland	2	0	2
Alls	17	1	18

	Dráttarvélur	Eftirvagnar	Ferðavagnar	Alls
Bandaríkin	0	0	1	1
Danmörk	0	1	0	1
Finnland	0	3	0	3

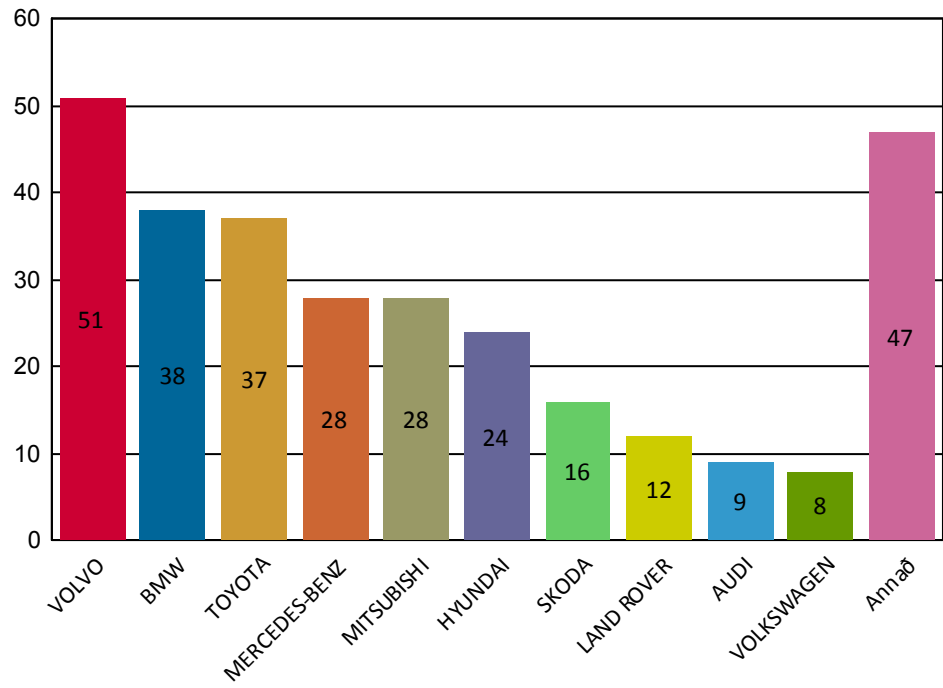
	Dráttarvélar	Eftirvagnar	Ferðavagnar	Alls
Frakkland	1	1	0	2
Holland	1	1	1	3
Ísland	0	2	0	2
Japan	2	0	0	2
Pólland	0	2	0	2
Svíþjóð	0	2	0	2
Þýskaland	1	2	10	13
Alls	5	14	12	31

Nýskráning notaðra ökutækja - Topp 10 fólksbifreiðar

Tímabil: 1.8.2018 - 31.8.2018

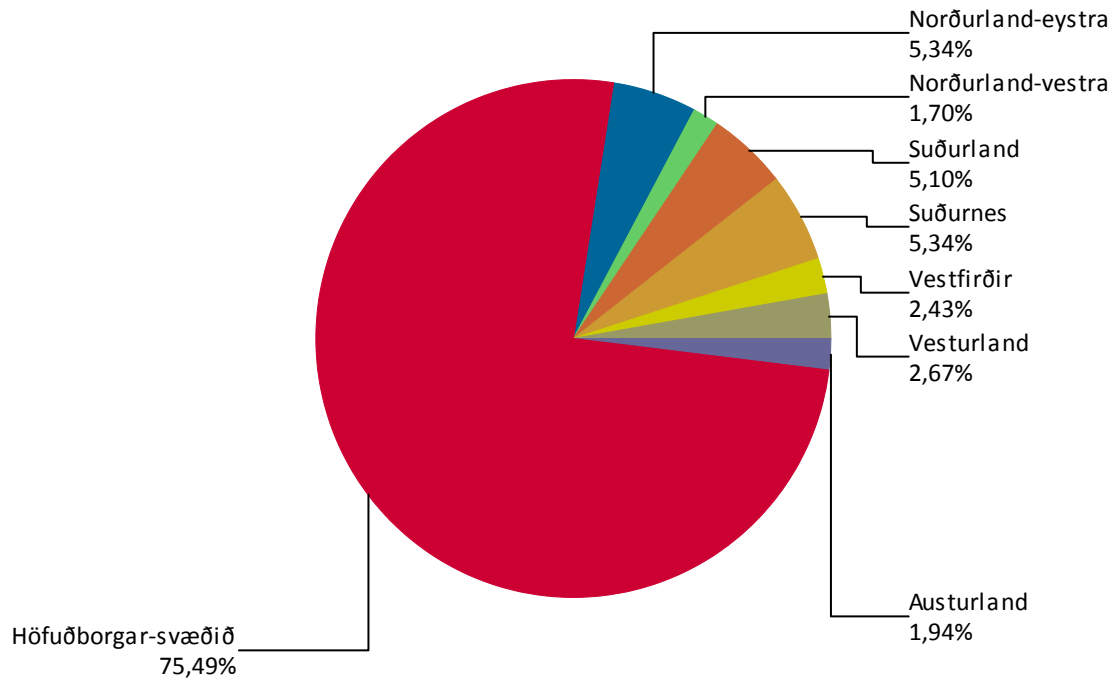
Topp 10

Fólksbifreiðar	
VOLVO	51
BMW	38
TOYOTA	37
MERCEDES-BENZ	28
MITSUBISHI	28
HYUNDAI	24
SKODA	16
LAND ROVER	12
AUDI	9
VOLKSWAGEN	8



Nýskráning notaðra ökutækja eftir landshlutum

Dagsetning: 1.8.2018 - 31.8.2018



	Höfuðborgar -svæðið	Suðurnes	Vesturland	Vestfirðir	Norðurland- vestra	Norðurland- eystra	Austurland	Suðurland	Alls
Fólksbifreiðar	239	12	6	5	4	15	4	8	293
Hópbifreiðar	2	1	0	0	1	0	0	0	4
Sendibifreiðar	35	3	2	0	0	1	1	5	47
Vörubifreiðar	14	2	0	0	1	2	0	2	21
Þung bifhjól	9	0	1	1	0	3	1	0	15
Torfæruhjól	1	0	0	0	0	0	0	0	1
Dráttarvélar	1	0	2	0	1	0	0	1	5
Eftirvagnar	6	3	0	3	0	0	1	1	14
Ferðavagnar	4	1	0	1	0	1	1	3	11
Alls	311	22	11	10	7	22	8	20	411

	Höfuðborgar -svæðið	Suðurnes	Vesturland	Vestfirðir	Norðurland- vestra	Norðurland- eystra	Austurland	Suðurland	Alls
AJK	1	0	0	0	0	0	0	0	1
ALCOM	0	1	0	0	0	0	0	0	1
ALINER	1	0	0	0	0	0	0	0	1
AUDI	7	1	0	0	0	1	0	0	9
BMW	34	0	1	2	0	2	1	0	40
BORO	2	0	0	0	0	0	0	0	2
CAN-AM	1	0	0	0	0	0	0	0	1
CAPRON	1	0	0	0	0	0	0	0	1
CHEVROLET	2	0	0	0	0	0	0	1	3
CHRYSLER	1	0	0	0	0	0	0	0	1
CITROEN	0	0	0	0	0	0	1	0	1
DACIA	1	0	0	0	0	0	0	0	1
DODGE	1	0	0	0	1	0	0	1	3
EKERI	1	2	0	0	0	0	1	0	4
FENDT	0	0	0	0	1	0	0	0	1
FIAT	1	0	0	0	0	0	0	1	2
FLOOR	0	0	0	1	0	0	0	0	1

	Höfuðborgar -svæðið	Suðurnes	Vesturland	Vestfirðir	Norðurland- vestra	Norðurland- eystra	Austurland	Suðurland	Alls
FORD	26	1	1	0	1	1	0	1	31
FORD/CHAUSSON	1	0	0	0	0	0	0	0	1
GULERYUZ	0	1	0	0	0	0	0	0	1
HARLEY DAVIDSON	4	0	0	0	0	0	0	0	4
HENGIVAGN	1	0	0	0	0	0	0	0	1
HOBBY	3	1	0	1	0	1	1	3	10
HOBBY/FIAT	0	1	0	0	1	0	0	0	2
HONDA	2	0	0	1	0	2	0	0	5
HYUNDAI	23	0	0	0	1	0	0	0	24
IVECO	1	0	0	0	0	0	0	0	1
JAGUAR	2	0	0	0	0	1	0	0	3
JAGUAR LAND ROVER L	1	1	0	0	0	1	0	0	3
JCB	0	0	1	0	0	0	0	0	1
JEEP	2	0	0	0	0	0	0	0	2
KIA	5	1	0	0	0	1	0	0	7
KTM	1	0	1	0	0	0	0	0	2
KUBOTA	0	0	0	0	0	0	0	1	1
LAND ROVER	11	0	0	0	0	0	0	1	12
LEXUS	1	0	0	0	0	0	0	0	1
LIEBHERR	1	0	0	0	0	0	0	0	1
MAN	1	0	0	0	0	0	0	1	2
MASSEY FERGUSON	1	0	0	0	0	0	0	1	2
MAZDA	2	0	0	0	0	0	0	0	2
MERCEDES-BENZ	25	2	2	1	1	2	1	2	36
MINI	1	0	0	0	0	0	0	0	1
MITSUBISHI	23	4	0	0	0	1	0	0	28
NEW HOLLAND	0	0	1	0	0	0	0	0	1
NISSAN	4	0	1	0	0	0	0	1	6
OLDSMOBILE	0	0	1	0	0	0	0	0	1
OPEL	1	1	1	0	0	0	0	0	3
OVRIGA	0	0	0	1	0	0	0	0	1
PEUGEOT	3	0	0	0	0	0	0	0	3
PIAGGIO	1	0	0	0	0	0	0	0	1
RENAULT	6	1	0	0	0	2	0	1	10
SCANIA	1	0	0	0	0	0	0	0	1
SCHMITZ	0	0	0	1	0	0	0	1	2
SKODA	14	0	0	1	1	0	0	0	16
TESLA MOTORS	1	0	0	0	0	0	0	0	1
TOYOTA	40	1	0	0	0	0	0	0	41
VM TARM	1	0	0	0	0	0	0	0	1
VOLKSWAGEN	9	0	0	0	0	1	1	1	12
VOLVO	38	3	1	1	0	5	2	4	54
YAMAHA	0	0	0	0	0	1	0	0	1
Alls	311	22	11	10	7	22	8	21	412