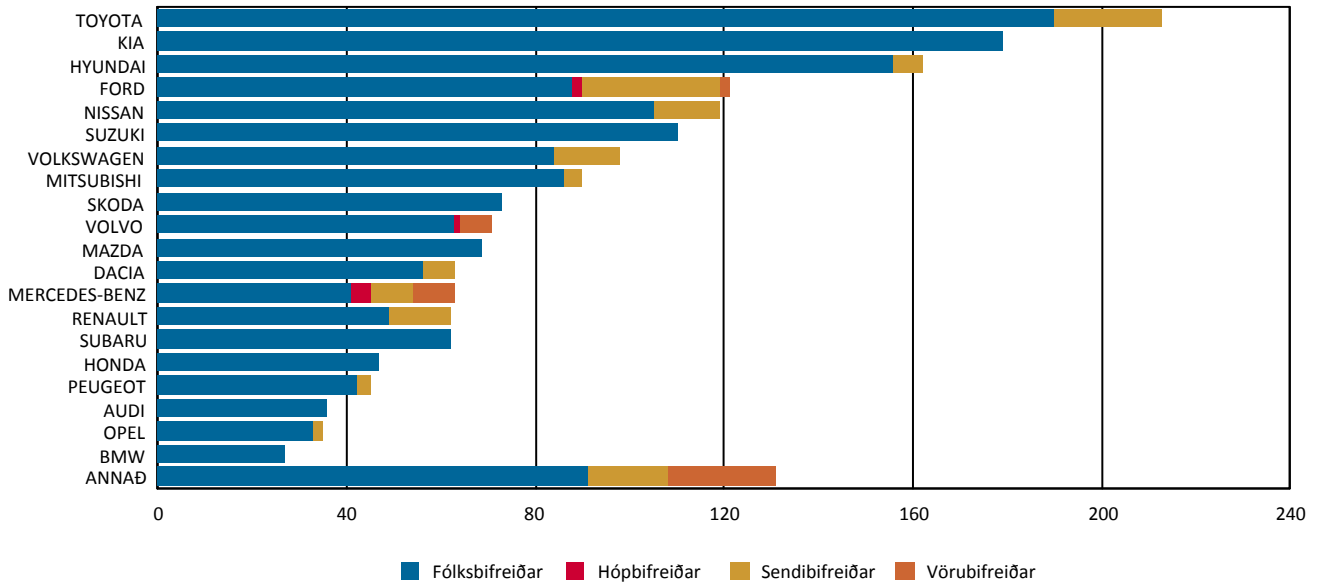


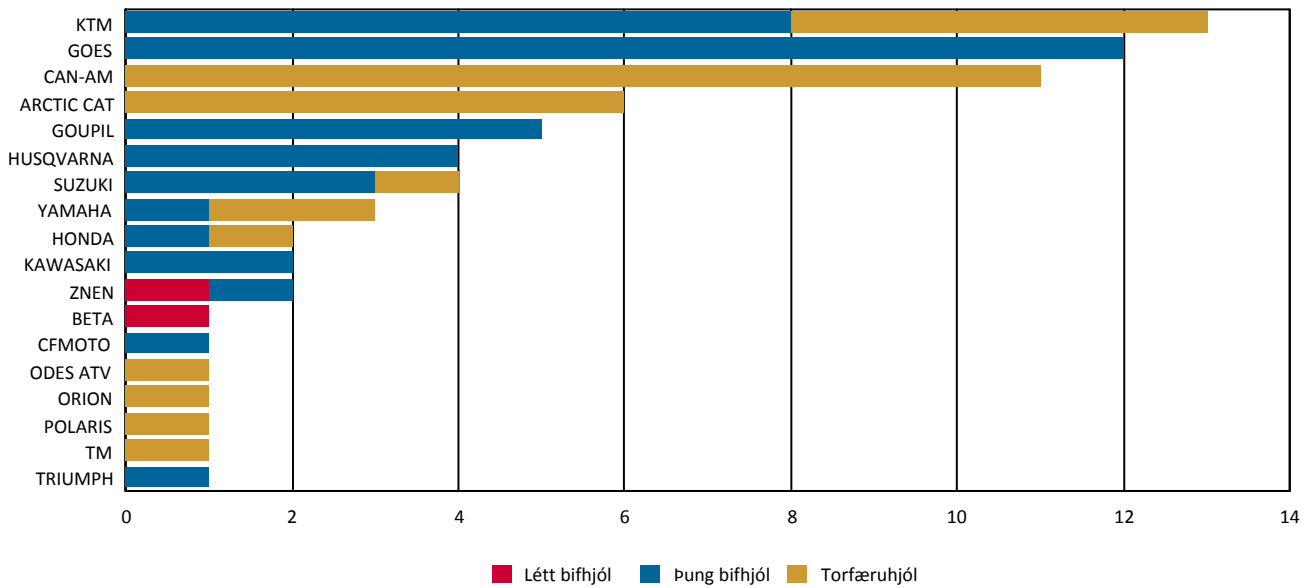
Nýskráning nýrra ökutæki eftir tegund

Tímabil: 1.7.2018 - 31.7.2018

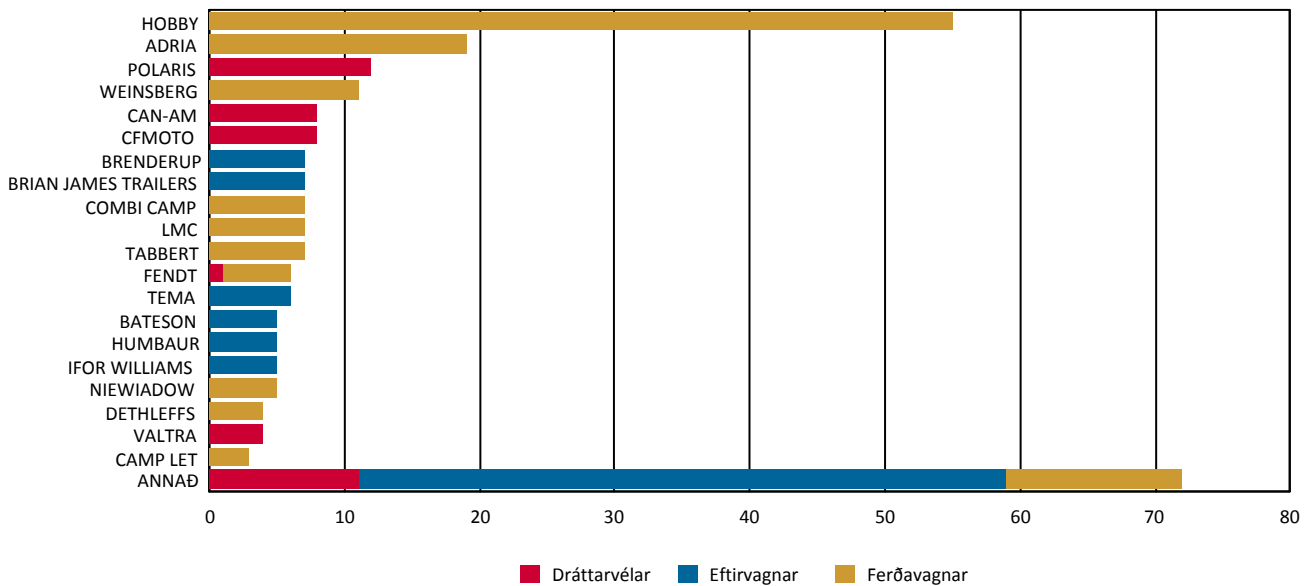
Topp 20



Topp 20



Topp 20



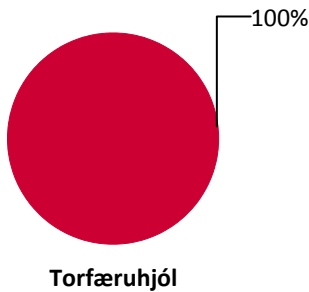
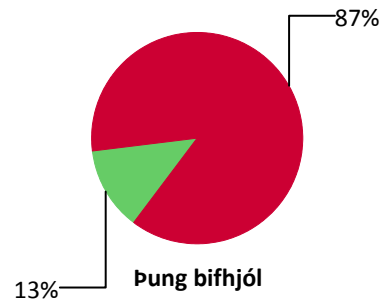
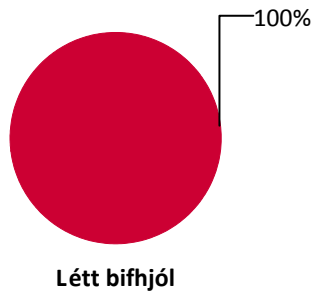
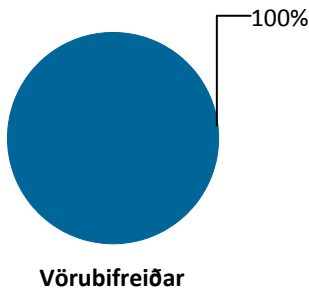
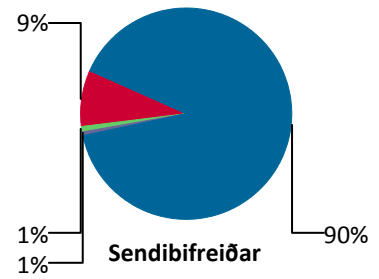
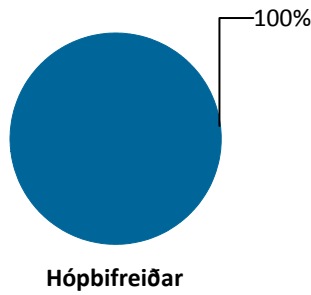
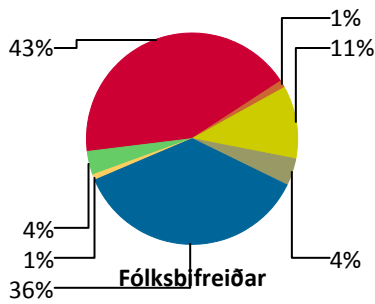
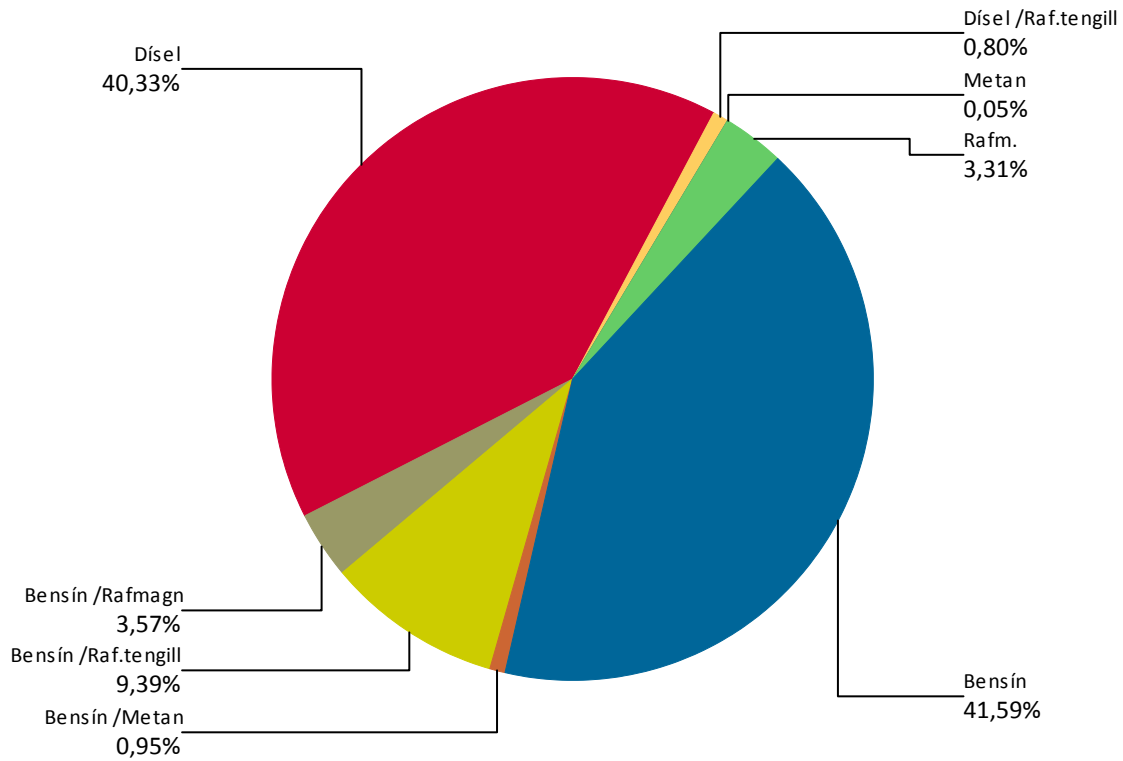
	Fólksbifreiðar	Hópbifreiðar	Sendibifreiðar	Vörubifreiðar	Alls
AUDI	36	0	0	0	36
BMW	27	0	0	0	27
BMW I	1	0	0	0	1
CHEVROLET	1	0	0	0	1
CITROEN	9	0	7	0	16
DACIA	56	0	7	0	63
DODGE	2	0	0	5	7
FIAT	4	0	1	0	5
FORD	88	2	29	2	121
HOBBY/FIAT	2	0	0	0	2
HONDA	47	0	0	0	47
HYUNDAI	156	0	6	0	162
ISUZU	0	0	4	0	4
IVECO	0	0	5	2	7
JAGUAR	4	0	0	0	4
JEEP	15	0	0	0	15
KIA	179	0	0	0	179
LAND ROVER	24	0	0	0	24
LEXUS	2	0	0	0	2
MAN	0	0	0	4	4
MAZDA	69	0	0	0	69
MC LOUIS/FIAT	2	0	0	0	2
MERCEDES-BENZ	41	4	9	9	63
MINI	4	0	0	0	4
MITSUBISHI	86	0	4	0	90
NISSAN	105	0	14	0	119
OPEL	33	0	2	0	35
PEUGEOT	42	0	3	0	45
PORSCHE	7	0	0	0	7
RENAULT	49	0	13	0	62
SCANIA	0	0	0	12	12
SKODA	73	0	0	0	73
SSANGYONG	13	0	0	0	13
SUBARU	62	0	0	0	62
SUZUKI	110	0	0	0	110
TESLA	1	0	0	0	1
TOYOTA	190	0	23	0	213
VOLKSWAGEN	84	0	14	0	98
VOLVO	63	1	0	7	71
Alls	1.687	7	141	41	1.876
	Létt bifhjól	Pung bifhjól	Torfæruhjól	Alls	
ARCTIC CAT	0	0	6	6	
BETA	1	0	0	1	
CAN-AM	0	0	11	11	
CFMOTO	0	1	0	1	
GOES	0	12	0	12	
GOUPIL	0	5	0	5	
HONDA	0	1	1	2	
HUSQVARNA	0	4	0	4	
KAWASAKI	0	2	0	2	
KTM	0	8	5	13	
ODES ATV	0	0	1	1	
ORION	0	0	1	1	
POLARIS	0	0	1	1	

	Létt bifhjól	Pung bifhjól	Torfæruhjól	Alls
SUZUKI	0	3	1	4
TM	0	0	1	1
TRIUMPH	0	1	0	1
YAMAHA	0	1	2	3
ZNEN	1	1	0	2
Alls	2	39	30	71
	Dráttarvélar	Eftirvagnar	Ferðavagnar	Alls
ADRIA	0	0	19	19
ANSSEMS	0	1	0	1
ARCUS	0	1	0	1
BATESON	0	5	0	5
BIGAB	0	1	0	1
BODEX	0	1	0	1
BRENDERUP	0	7	0	7
BRIAN JAMES TRAILÉ	0	7	0	7
BULLET	0	0	1	1
BURSTNER	0	0	1	1
CAMP LET	0	0	3	3
CAN-AM	8	0	0	8
CARAVELAIR	0	0	2	2
CARETTA	0	0	2	2
CBS REMORQUES	0	2	0	2
CFMOTO	8	0	0	8
COMBI CAMP	0	0	7	7
DETHLEFFS	0	0	4	4
EFTIRVAGN	0	2	0	2
FENDT	1	0	5	6
HATTAT	1	0	0	1
HESTAKERRA	0	1	0	1
HJÓLHÝSI	0	0	1	1
HOBBY	0	0	55	55
HULCO	0	1	0	1
HUMBAUR	0	5	0	5
HYMER	0	0	1	1
IFOR WILLIAMS	0	5	0	5
INDESPENSION	0	1	0	1
JANMIL	0	1	0	1
KNAUS	0	0	3	3
KUBOTA	3	0	0	3
LANGENDORF	0	1	0	1
LMC	0	0	7	7
MASSEY FERGUSON	2	0	0	2
MEILLER	0	3	0	3
MINK CAMPER	0	1	0	1
MOESLEIN	0	1	0	1
MUSTANG	0	2	0	2
NEW HOLLAND	2	0	0	2
NIEWIADOW	0	0	5	5
NONNENMACHER	0	2	0	2
NUGENT	0	2	0	2
OU	0	2	0	2
OZGUL	0	3	0	3
POLARIS	12	0	0	12
PONGRATZ	0	1	0	1

	Dráttarvélar	Eftirvagnar	Ferðavagnar	Alls
QUADDY	1	0	0	1
QUALITY CARGO	0	1	0	1
RAGNAR VALSSON	0	1	0	1
REBEL	0	3	0	3
REISCH	0	1	0	1
SARMAT	0	1	0	1
STEMA	0	1	0	1
SWIFT	0	0	2	2
TABBERT	0	0	7	7
TEMA	0	6	0	6
TYM	2	0	0	2
UNSINN	0	3	0	3
V OG Þ	0	1	0	1
VALTRA	4	0	0	4
VARIANT	0	2	0	2
VEZEKO	0	1	0	1
VÍKURVAGNAR	0	3	0	3
WEINSBERG	0	0	11	11
Alls	44	83	136	263

Nýskráning nýrra ökutækja eftir orkugjafa

Dagsetning: 1.7.2018 - 31.7.2018



Fólksbifreiðar

	Bensín	Bensín	Bensín	Bensín	Dísel	Rafm.	Dísel	Alls
	/Metan	/Raf.ten	/Rafmag				/Raf.ten	
AUDI	2	0	8	0	11	0	15	36
BMW	1	0	14	0	12	0	0	27
BMW I	0	0	0	0	0	1	0	1
CHEVROLET	0	0	0	1	0	0	0	1
CITROEN	8	0	0	0	1	0	0	9
DACIA	1	0	0	0	55	0	0	56
DODGE	2	0	0	0	0	0	0	2
FIAT	2	0	0	0	2	0	0	4
FORD	75	0	0	0	13	0	0	88
HOBBY/FIAT	0	0	0	0	2	0	0	2
HONDA	40	0	0	0	7	0	0	47
HYUNDAI	89	0	1	0	62	4	0	156
JAGUAR	0	0	0	0	4	0	0	4
JEEP	1	0	0	0	14	0	0	15
KIA	55	0	32	5	85	2	0	179
LAND ROVER	0	0	0	0	24	0	0	24
LEXUS	0	0	0	2	0	0	0	2
MAZDA	59	0	0	0	10	0	0	69
MC LOUIS/FIAT	0	0	0	0	2	0	0	2
MERCEDES-BENZ	3	0	12	0	26	0	0	41
MINI	1	0	3	0	0	0	0	4
MITSUBISHI	3	0	71	0	12	0	0	86
NISSAN	27	0	0	0	46	32	0	105
OPEL	33	0	0	0	0	0	0	33
PEUGEOT	25	0	0	0	17	0	0	42
PORSCHE	2	0	5	0	0	0	0	7
RENAULT	10	0	0	0	30	9	0	49
SKODA	6	12	0	0	55	0	0	73
SSANGYONG	0	0	0	0	13	0	0	13
SUBARU	45	0	0	0	17	0	0	62
SUZUKI	109	0	0	0	1	0	0	110
TESLA	0	0	0	0	0	1	0	1
TOYOTA	88	0	1	63	38	0	0	190
VOLKSWAGEN	30	7	15	0	21	11	0	84
VOLVO	3	0	25	0	34	0	1	63
Alls	720	19	187	71	614	60	16	1.687

Hópbifreiðar

	Dísel	Alls
FORD	2	2
MERCEDES-BENZ	4	4
VOLVO	1	1
Alls	7	7

Sendibifreiðar

	Bensín	Dísel	Metan	Rafm.	Alls
CITROEN	0	7	0	0	7
DACIA	0	7	0	0	7
FIAT	0	1	0	0	1

	Bensín	Dísel	Metan	Rafm.	Alls
FORD	4	25	0	0	29
HYUNDAI	6	0	0	0	6
ISUZU	0	4	0	0	4
IVECO	0	4	1	0	5
MERCEDES-BENZ	0	9	0	0	9
MITSUBISHI	0	4	0	0	4
NISSAN	0	14	0	0	14
OPEL	0	2	0	0	2
PEUGEOT	0	3	0	0	3
RENAULT	0	12	0	1	13
TOYOTA	0	23	0	0	23
VOLKSWAGEN	2	12	0	0	14
Alls	12	127	1	1	141

Vörubifreiðar

	Dísel	Alls
DODGE	5	5
FORD	2	2
IVECO	2	2
MAN	4	4
MERCEDES-BENZ	9	9
SCANIA	12	12
VOLVO	7	7
Alls	41	41

Létt bifhjól

	Bensín	Alls
BETA	1	1
ZNEN	1	1
Alls	2	2

Þung bifhjól

	Bensín	Rafm.	Alls
CFMOTO	1	0	1
GOES	12	0	12
GOUPIL	0	5	5
HONDA	1	0	1
HUSQVARNA	4	0	4
KAWASAKI	2	0	2
KTM	8	0	8
SUZUKI	3	0	3
TRIUMPH	1	0	1
YAMAHA	1	0	1
ZNEN	1	0	1
Alls	34	5	39

Torfæruhjól

	Bensín	Alls
ARCTIC CAT	6	6
CAN-AM	11	11
HONDA	1	1
KTM	5	5
ODES ATV	1	1
ORION	1	1
POLARIS	1	1
SUZUKI	1	1
TM	1	1
YAMAHA	2	2
Alls	30	30

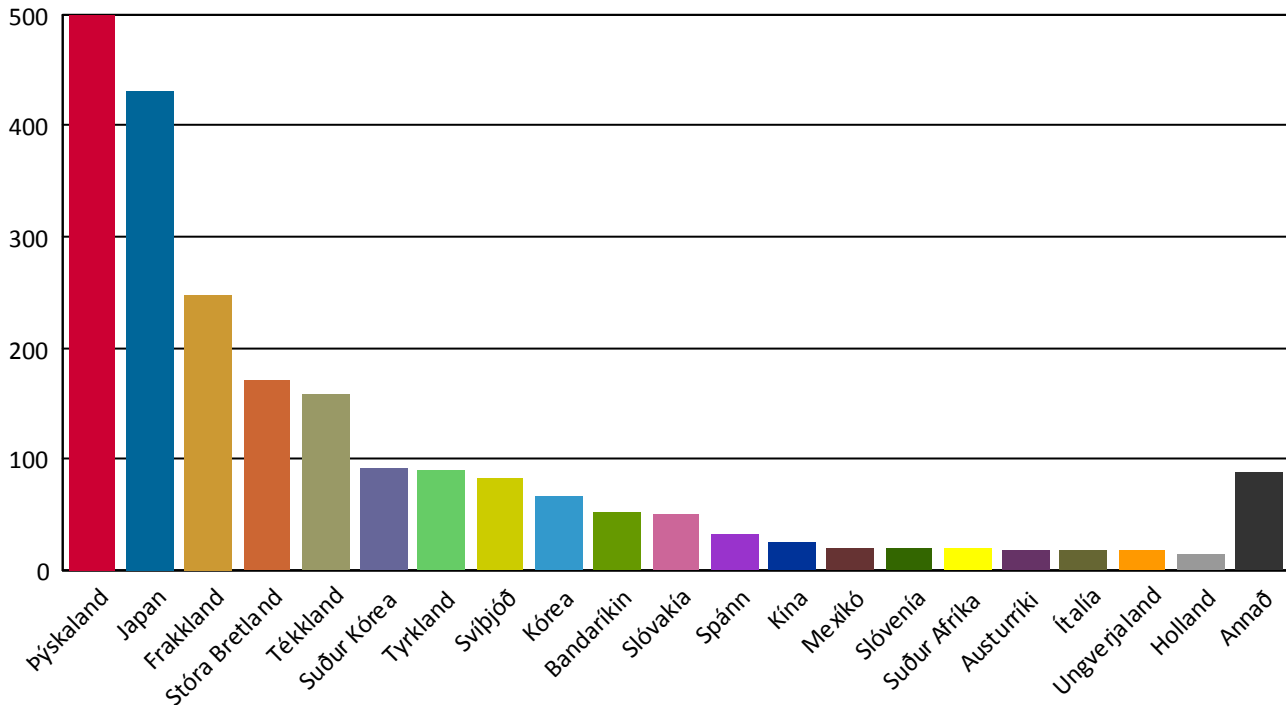
Dráttarvélar

	Bensín	Dísel	Alls
CAN-AM	8	0	8
CFMOTO	8	0	8
FENDT	0	1	1
HATTAT	0	1	1
KUBOTA	0	3	3
MASSEY FERGUSON	0	2	2
NEW HOLLAND	1	1	2
POLARIS	12	0	12
QUADDY	1	0	1
TYM	0	2	2
VALTRA	0	4	4
Alls	30	14	44

Nýskráning nýrra ökutækja eftir framleiðslulöndum

Tímabil: 1.7.2018 - 31.7.2018

Topp 20



	Fólksbifreiðar	Hópbifreiðar	Sendibifreiðar	Vörubifreiðar	Alls
Afganistan	1	0	0	0	1
Bandaríkin	28	0	1	2	31
Belgía	1	0	4	0	5
Frakkland	212	0	23	0	235
Indland	10	0	0	0	10
Ítalía	8	0	6	1	15
Japan	418	0	0	0	418
Kanada	0	0	0	5	5
Kórea	66	0	0	0	66
Rúmenía	1	0	7	0	8
Slóvakía	51	0	0	0	51
Spánn	19	0	14	0	33
Stóra Bretland	148	0	0	0	148
Suður Afríka	0	0	19	0	19
Suður Kórea	89	0	0	0	89
Svíþjóð	63	1	0	19	83
Taíland	0	0	8	0	8
Tékkland	157	0	0	0	157
Tyrkland	80	0	6	0	86
Ungverjaland	18	0	0	0	18
Þýskaland	317	6	53	14	390
Alls	1.687	7	141	41	1.876

	Létt bifhjól	Þung bifhjól	Torfæruhjól	Alls
Austurríki	0	12	5	17
Bandaríkin	0	0	8	8
Frakkland	0	5	0	5
Ítalía	1	0	1	2
Japan	0	7	3	10
Kína	1	14	2	17
Mexíkó	0	0	11	11

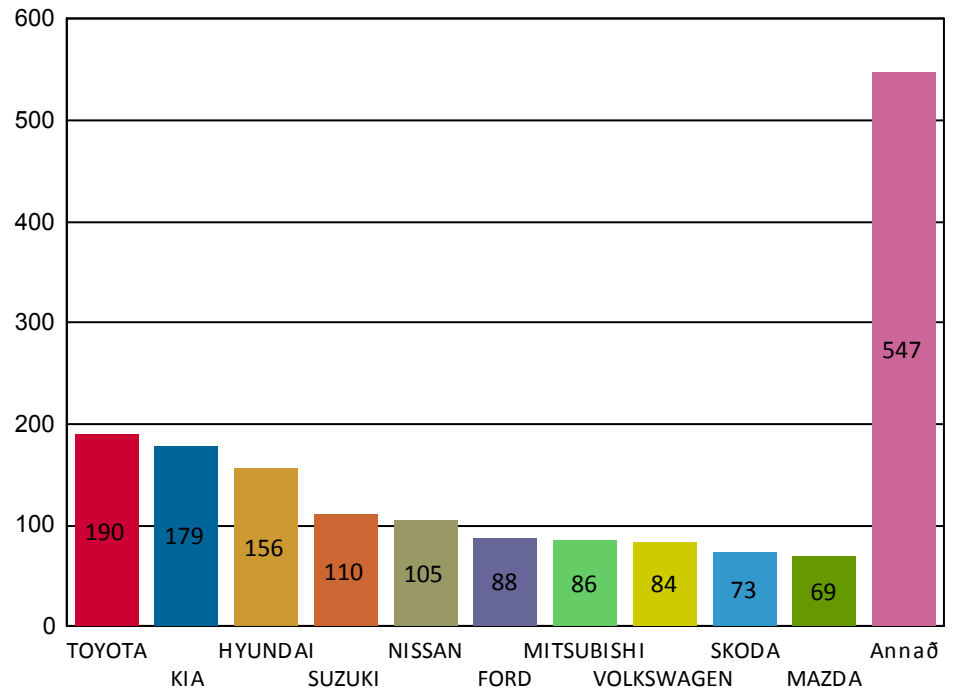
	Létt bifhjól	Pung bifhjól	Torfæruhjól	Alls
Stóra Bretland	0	1	0	1
Alls	2	39	30	71
	Dráttarvélar	Eftirvagnar	Ferðavagnar	Alls
Austurríki	0	1	0	1
Bandaríkin	12	1	1	14
Danmörk	0	11	3	14
Eistland	0	1	0	1
Finnland	4	0	0	4
Frakkland	2	2	2	6
Holland	2	1	12	15
Ísland	0	12	1	13
Ítalía	1	0	0	1
Japan	3	0	0	3
Kína	8	0	0	8
Mexíkó	8	0	0	8
Óþekkt land	0	5	0	5
Pólland	0	9	5	14
Slóvenía	0	0	19	19
Stóra Bretland	0	20	2	22
Suður Kórea	2	0	0	2
Tékkland	0	1	0	1
Tyrkland	1	0	2	3
Þýskaland	1	19	89	109
Alls	44	83	136	263

Nýskráning nýrra ökutækja - Topp 10 fólksbifreiðar

Tímabil: 1.7.2018 - 31.7.2018

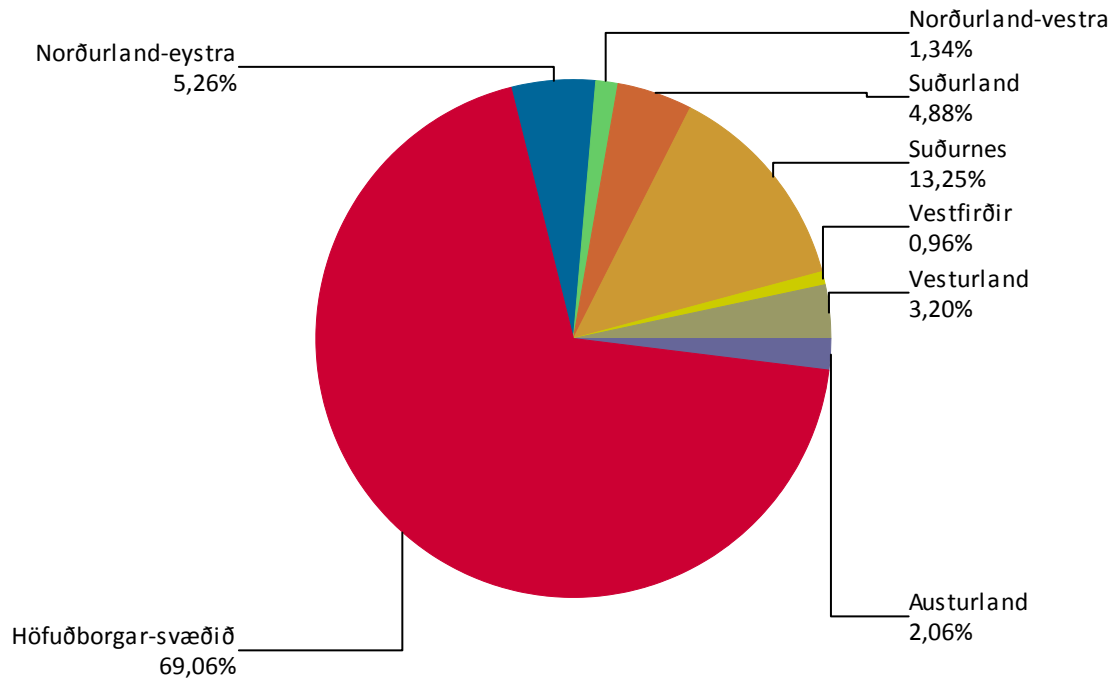
Topp 10

Fólksbifreiðar	
TOYOTA	190
KIA	179
HYUNDAI	156
SUZUKI	110
NISSAN	105
FORD	88
MITSUBISHI	86
VOLKSWAGEN	84
SKODA	73
MAZDA	69



Nýskráning nýrra ökutækja eftir landshlutum

Dagsetning: 1.7.2018 - 31.7.2018



	Höfuðborgar -svæðið	Suðurnes	Vesturland	Vestfirðir	Norðurland- vestra	Norðurland- eystra	Austurland	Suðurland	Alls
Fólksbifreiðar	1.107	242	50	14	20	65	24	52	1.574
Hópbifreiðar	4	2	0	0	0	1	0	0	7
Sendibifreiðar	102	12	3	0	0	6	2	12	137
Vörubifreiðar	31	3	5	0	0	1	0	1	41
Létt bifhjól	2	0	0	0	0	0	0	0	2
Þung bifhjól	23	2	2	1	1	1	5	4	39
Torfæruhjól	17	2	0	0	0	6	0	5	30
Dráttarvélar	23	0	1	1	2	2	5	8	42
Eftirvagnar	42	7	3	3	3	15	1	8	82
Ferðavagnar	92	7	3	1	2	13	6	12	136
Alls	1.443	277	67	20	28	110	43	102	2.090

	Höfuðborgar -svæðið	Suðurnes	Vesturland	Vestfirðir	Norðurland- vestra	Norðurland- eystra	Austurland	Suðurland	Alls
ADRIA	10	1	1	1	1	3	0	2	19
ANSSEMS	1	0	0	0	0	0	0	0	1
ARCTIC CAT	1	0	0	0	0	4	0	1	6
ARCUS	1	0	0	0	0	0	0	0	1
AUDI	30	1	0	0	1	2	0	1	35
BATESON	3	0	0	0	2	0	0	0	5
BETA	1	0	0	0	0	0	0	0	1
BIGAB	1	0	0	0	0	0	0	0	1
BMW	22	2	0	0	0	2	0	0	26
BMW I	1	0	0	0	0	0	0	0	1
BODEX	1	0	0	0	0	0	0	0	1
BRENDERUP	5	0	0	0	0	2	0	0	7
BRIAN JAMES TRAILERS	0	0	0	0	0	6	0	1	7
BULLET	1	0	0	0	0	0	0	0	1
BURSTNER	0	1	0	0	0	0	0	0	1
CAMP LET	1	0	0	0	0	1	0	1	3

Heimilt er að birta einstaka niðurstöður úr þessari skýrslu ef heimilda er getið. Ekki er heimilt að afrita skýrsluna, hvorki að hluta né í heild si

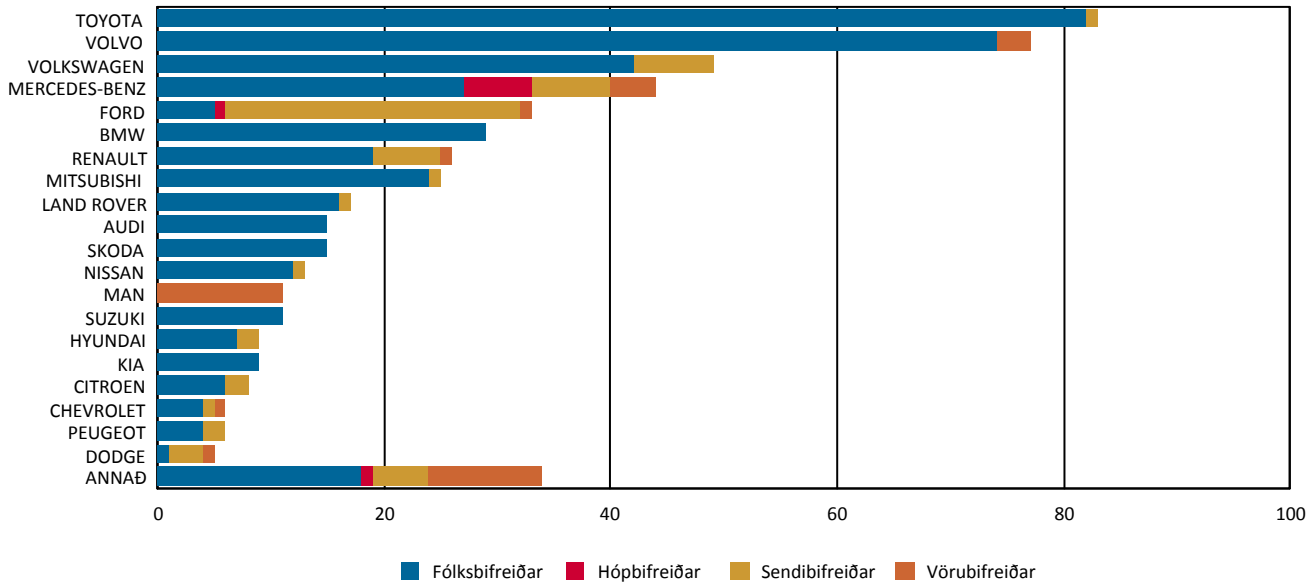
	Höfuðborgar -svæðið	Suðurnes	Vesturland	Vestfirðir	Norðurland- vestra	Norðurland- eystra	Austurland	Suðurland	Alls
CAN-AM	14	2	0	0	0	2	0	0	18
CARAVELAIR	1	0	0	0	0	1	0	0	2
CARETTA	2	0	0	0	0	0	0	0	2
CBS REMORQUES	2	0	0	0	0	0	0	0	2
CFMOTO	7	0	0	1	0	1	0	0	9
CHEVROLET	1	0	0	0	0	0	0	0	1
CITROEN	14	1	0	0	0	0	1	0	16
CLAAS	1	0	0	0	0	0	0	0	1
COMBI CAMP	7	0	0	0	0	0	0	0	7
DACIA	9	52	1	0	0	0	0	1	63
DETHLEFFS	4	0	0	0	0	0	0	0	4
DODGE	7	0	0	0	0	0	0	0	7
EFTIRVAGN	1	0	0	0	0	1	0	0	2
FENDT	2	1	0	0	0	1	0	2	6
FIAT	5	0	0	0	0	0	0	0	5
FORD	111	0	2	0	1	5	0	2	121
GOES	3	0	1	1	1	0	4	2	12
GOUPIL	4	0	1	0	0	0	0	0	5
HATTAT	0	0	0	0	0	0	1	0	1
HESTAKERRA	0	0	0	0	1	0	0	0	1
HJÓLHÝSI	1	0	0	0	0	0	0	0	1
HOBBY	30	4	2	0	1	6	5	7	55
HOBBY/FIAT	0	2	0	0	0	0	0	0	2
HONDA	29	4	4	1	0	0	0	3	41
HULCO	1	0	0	0	0	0	0	0	1
HUMBAUR	4	0	0	0	0	1	0	0	5
HUSQVARNA	3	0	0	0	0	0	0	1	4
HYMER	1	0	0	0	0	0	0	0	1
HYUNDAI	94	54	4	1	1	4	2	2	162
IFOR WILLIAMS	3	1	0	0	0	0	0	0	4
INDESPENSION	1	0	0	0	0	0	0	0	1
ISUZU	2	1	1	0	0	0	0	0	4
IVECO	7	0	0	0	0	0	0	0	7
JAGUAR	4	0	0	0	0	0	0	0	4
JANMIL	1	0	0	0	0	0	0	0	1
JEEP	15	0	0	0	0	0	0	0	15
KAWASAKI	2	0	0	0	0	0	0	0	2
KIA	112	39	5	2	2	3	1	3	167
KNAUS	3	0	0	0	0	0	0	0	3
KTM	9	1	0	0	0	1	1	1	13
KUBOTA	1	0	1	0	0	0	1	0	3
LAND ROVER	18	2	0	0	1	1	0	0	22
LANGENDORF	1	0	0	0	0	0	0	0	1
LEXUS	2	0	0	0	0	0	0	0	2
LMC	7	0	0	0	0	0	0	0	7
MAN	3	0	1	0	0	0	0	0	4
MASSEY FERGUSON	1	0	0	0	0	0	1	0	2
MAZDA	60	0	1	1	1	5	0	1	69
MC LOUIS/FIAT	0	2	0	0	0	0	0	0	2
MEILLER	1	0	2	0	0	0	0	0	3
MERCEDES-BENZ	47	6	1	0	0	2	3	1	60
MINI	3	0	0	0	0	0	0	1	4
MINK CAMPER	1	0	0	0	0	0	0	0	1

	Höfuðborgar -svæðið	Suðurnes	Vesturland	Vestfirðir	Norðurland- vestra	Norðurland- eystra	Austurland	Suðurland	Alls
MITSUBISHI	53	0	8	2	1	6	5	5	80
MOESLEIN	0	0	0	0	0	1	0	0	1
MUSTANG	1	0	0	0	0	1	0	0	2
NEW HOLLAND	2	0	0	0	0	0	0	0	2
NIEWIADOW	5	0	0	0	0	0	0	0	5
NISSAN	87	19	4	0	0	2	2	4	118
NONNENMACHER	1	0	0	0	0	0	0	1	2
NUGENT	0	0	0	0	0	1	0	1	2
ODES ATV	1	0	0	0	0	0	0	0	1
OPEL	10	1	0	0	0	1	0	0	12
ORION	0	0	0	0	0	0	0	1	1
OU	0	0	0	0	0	0	0	2	2
OZGUL	0	0	0	2	0	1	0	0	3
PEUGEOT	31	2	5	0	1	5	0	1	45
POLARIS	6	0	0	0	1	0	2	4	13
PONGRATZ	0	0	0	0	0	0	0	1	1
PORSCHE	5	0	1	0	0	0	0	0	6
QUADDY	1	0	0	0	0	0	0	0	1
QUALITY CARGO	1	0	0	0	0	0	0	0	1
RAGNAR VALSSON	0	0	0	0	0	0	0	1	1
REBEL	3	0	0	0	0	0	0	0	3
REISCH	0	0	0	1	0	0	0	0	1
RENAULT	43	10	1	1	0	1	1	4	61
SARMAT	0	0	1	0	0	0	0	0	1
SCANIA	7	1	3	0	0	1	0	0	12
SKODA	28	6	3	1	6	4	2	8	58
SSANGYONG	2	7	0	1	0	1	2	0	13
STEMA	0	0	0	0	0	0	0	1	1
SUBARU	51	3	2	2	0	3	0	1	62
SUZUKI	76	5	0	1	3	2	1	6	94
SWIFT	0	0	0	0	0	0	1	1	2
TABBERT	6	0	0	0	0	1	0	0	7
TEMA	0	6	0	0	0	0	0	0	6
TM	1	0	0	0	0	0	0	0	1
TOYOTA	134	35	6	0	1	18	2	14	210
TRIUMPH	1	0	0	0	0	0	0	0	1
TYM	0	0	0	0	0	1	0	0	1
UNSINN	2	0	0	0	0	0	1	0	3
V OG P	0	0	0	0	0	1	0	0	1
VALTRA	0	0	0	0	1	0	0	3	4
VARIANT	2	0	0	0	0	0	0	0	2
VEZEKO	1	0	0	0	0	0	0	0	1
VÍKURVAGNAR	3	0	0	0	0	0	0	0	3
VOLKSWAGEN	74	2	1	0	0	3	2	4	86
VOLVO	52	2	4	1	1	2	2	4	68
WEINSBERG	11	0	0	0	0	0	0	0	11
YAMAHA	0	1	0	0	0	0	0	2	3
ZNEN	2	0	0	0	0	0	0	0	2
Alls	1.444	277	67	20	28	110	43	102	2.091

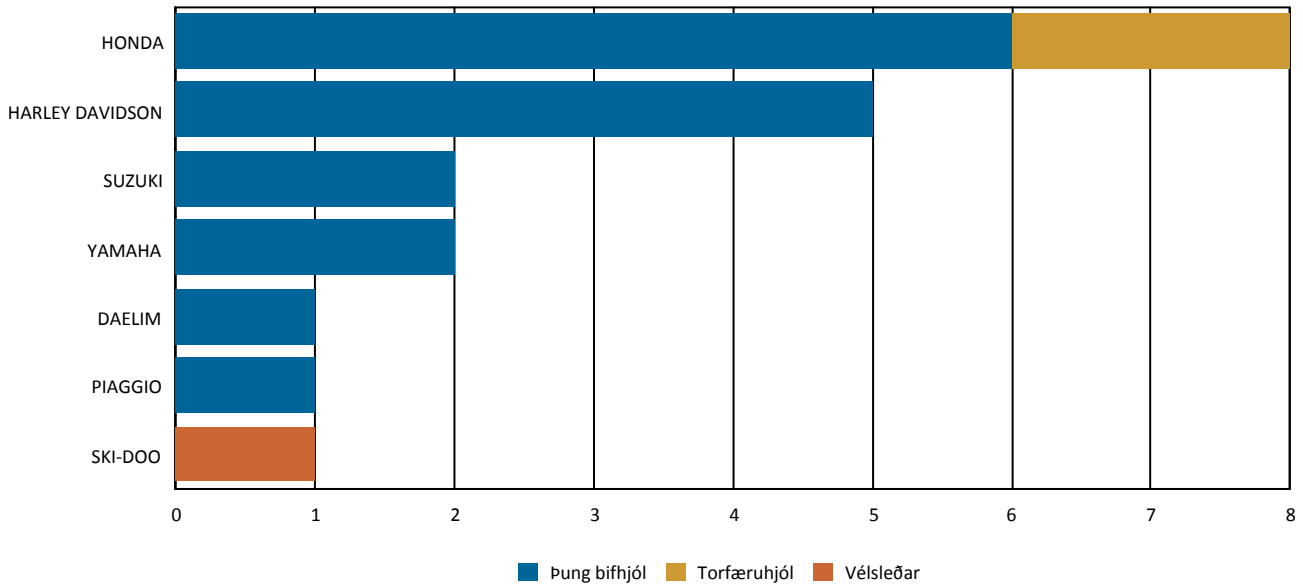
Nýskráning notaðra ökutæki eftir tegund

Tímabil: 1.7.2018 - 31.7.2018

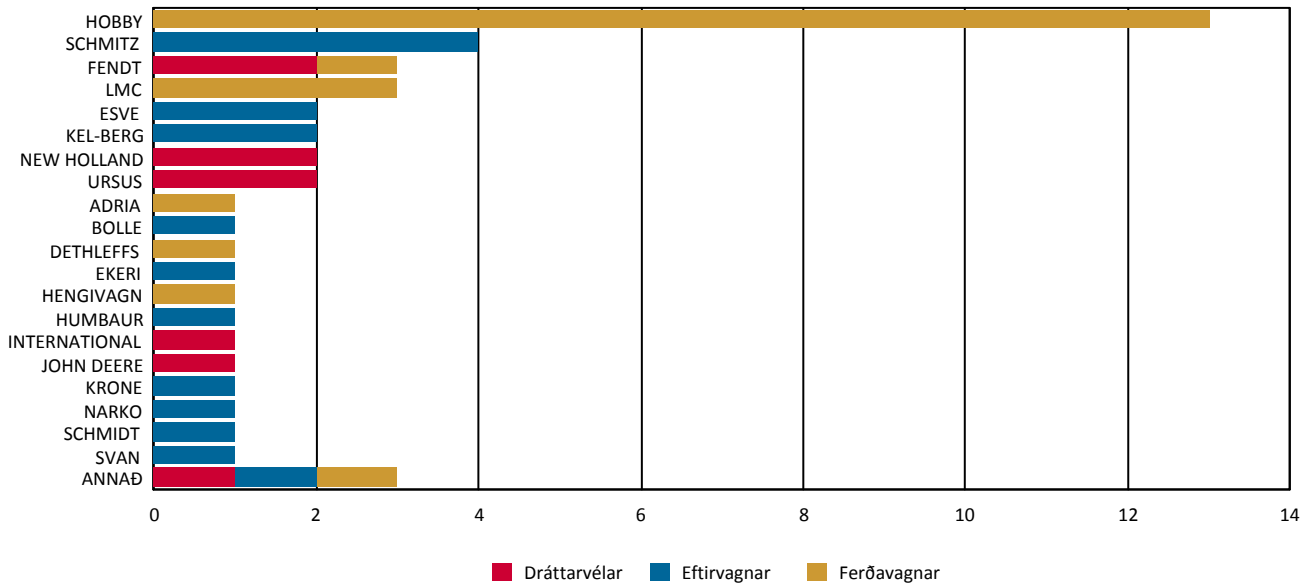
Topp 20



Topp 20



Topp 20



	Fólksbifreiðar	Hópbifreiðar	Sendibifreiðar	Vörubifreiðar	Alls
ADRIA	1	0	0	0	1
AUDI	15	0	0	0	15
BMW	29	0	0	0	29
BMW I	1	0	0	0	1
CADILLAC	1	0	0	0	1
CHEVROLET	4	0	1	1	6
CHRYSLER	1	0	0	0	1
CITROEN	6	0	2	0	8
DODGE	1	0	3	1	5
FIAT	0	0	1	0	1
FORD	5	1	26	1	33
GMC	0	0	0	4	4
HOBBY/FIAT	1	0	0	0	1
HONDA	1	0	0	0	1
HYUNDAI	7	0	2	0	9
IVECO	0	1	2	2	5
JAGUAR	2	0	0	0	2
JAGUAR LAND ROVE	2	0	0	0	2
JEEP	1	0	0	0	1
KIA	9	0	0	0	9
LAND ROVER	16	0	1	0	17
MAN	0	0	0	11	11
MAZDA	1	0	0	0	1
MERCEDES-BENZ	27	6	7	4	44
MINI	1	0	0	0	1
MITSUBISHI	24	0	1	0	25
NISSAN	12	0	1	0	13
OPEL	0	0	2	0	2
PEUGEOT	4	0	2	0	6
PONTIAC	1	0	0	0	1
PORSCHE	1	0	0	0	1
RENAULT	19	0	6	1	26
SCANIA	0	0	0	4	4
SKODA	15	0	0	0	15
SUBARU	2	0	0	0	2
SUZUKI	11	0	0	0	11
TOYOTA	82	0	1	0	83
TRIUMPH	1	0	0	0	1
VOLKSWAGEN	42	0	7	0	49
VOLVO	74	0	0	3	77
Alls	420	8	65	32	525

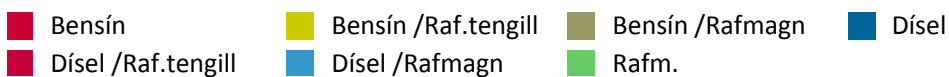
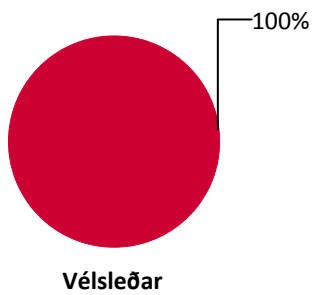
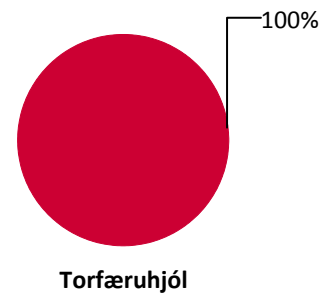

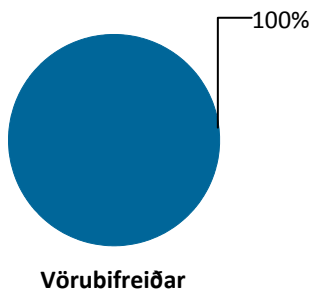
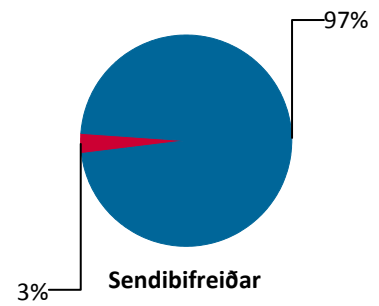
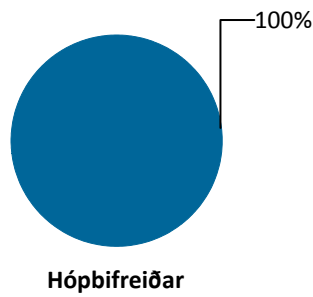
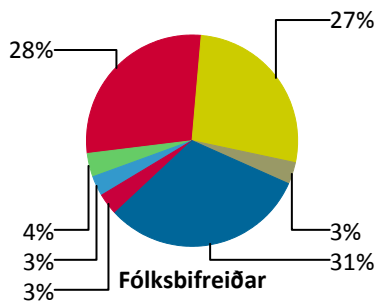
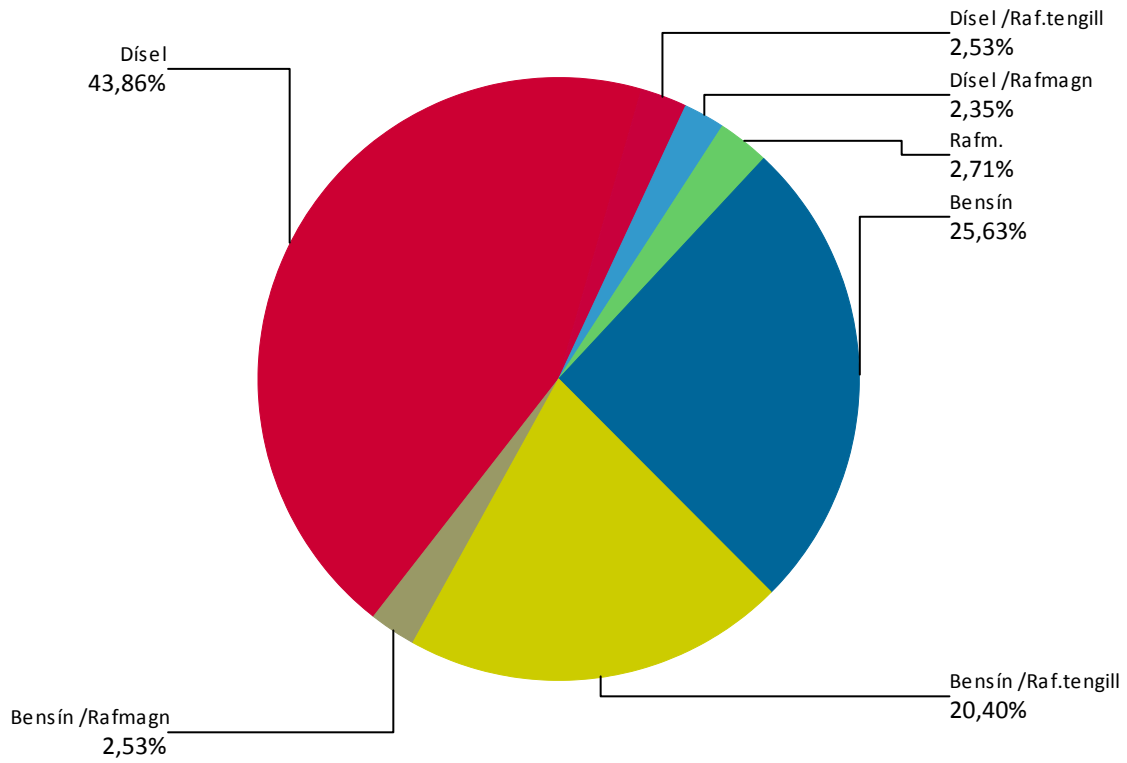
	pung bifhjól	Torfæruhjól	Vélsleðar	Alls
DAELIM	1	0	0	1
HARLEY DAVIDSON	5	0	0	5
HONDA	6	2	0	8
PIAGGIO	1	0	0	1
SKI-DOO	0	0	1	1
SUZUKI	2	0	0	2
YAMAHA	2	0	0	2
Alls	17	2	1	20

	Dráttarvélar	Eftirvagnar	Ferðavagnar	Alls
ADRIA	0	0	1	1
BOLLE	0	1	0	1
DETHLEFFS	0	0	1	1

	Dráttarvélar	Eftirvagnar	Ferðavagnar	Alls
EKERI	0	1	0	1
ESVE	0	2	0	2
FENDT	2	0	1	3
HENGIVAGN	0	0	1	1
HOBBY	0	0	13	13
HUMBAUR	0	1	0	1
INTERNATIONAL	1	0	0	1
JOHN DEERE	1	0	0	1
KEL-BERG	0	2	0	2
KRONE	0	1	0	1
LMC	0	0	3	3
NARKO	0	1	0	1
NEW HOLLAND	2	0	0	2
SCHMIDT	0	1	0	1
SCHMITZ	0	4	0	4
SVAN	0	1	0	1
TABBERT	0	0	1	1
URSUS	2	0	0	2
VALTRA	1	0	0	1
WECKMAN	0	1	0	1
Alls	9	16	21	46

Nýskráning notaðra ökutækja eftir orkugjafa

Dagsetning: 1.7.2018 - 31.7.2018



Fólksbifreiðar

	Bensín	Bensín	Bensín	Dísel	Rafm.	Dísel	Dísel	Alls
	/Raf.ten/Rafmag					/Raf.ten/Rafmag		
ADRIA	0	0	0	1	0	0	0	1
AUDI	1	3	1	4	0	4	2	15
BMW	1	21	0	7	0	0	0	29
BMW I	0	1	0	0	0	0	0	1
CADILLAC	1	0	0	0	0	0	0	1
CHEVROLET	3	0	0	0	1	0	0	4
CHRYSLER	1	0	0	0	0	0	0	1
CITROEN	0	0	0	6	0	0	0	6
DODGE	1	0	0	0	0	0	0	1
FORD	2	0	1	2	0	0	0	5
HOBBY/FIAT	0	0	0	1	0	0	0	1
HONDA	1	0	0	0	0	0	0	1
HYUNDAI	0	0	0	7	0	0	0	7
JAGUAR	0	0	0	2	0	0	0	2
JAGUAR LAND ROV	0	0	0	2	0	0	0	2
JEEP	0	0	0	1	0	0	0	1
KIA	1	3	0	5	0	0	0	9
LAND ROVER	0	0	0	16	0	0	0	16
MAZDA	0	0	0	1	0	0	0	1
MERCEDES-BENZ	2	15	1	8	0	1	0	27
MINI	0	1	0	0	0	0	0	1
MITSUBISHI	0	23	1	0	0	0	0	24
NISSAN	0	0	0	0	12	0	0	12
PEUGEOT	0	0	0	4	0	0	0	4
PONTIAC	1	0	0	0	0	0	0	1
PORSCHE	0	1	0	0	0	0	0	1
RENAULT	0	0	0	17	2	0	0	19
SKODA	3	0	0	12	0	0	0	15
SUBARU	0	0	0	2	0	0	0	2
SUZUKI	10	0	0	1	0	0	0	11
TOYOTA	68	0	10	4	0	0	0	82
TRIUMPH	1	0	0	0	0	0	0	1
VOLKSWAGEN	20	3	0	19	0	0	0	42
VOLVO	2	42	0	10	0	9	11	74
Alls	119	113	14	132	15	14	13	420

Hópbifreiðar

	Dísel	Alls
FORD	1	1
IVECO	1	1
MERCEDES-BENZ	6	6
Alls	8	8

Sendibifreiðar

	Bensín	Dísel	Alls
CHEVROLET	1	0	1
CITROEN	0	2	2
DODGE	0	3	3
FIAT	0	1	1

	Bensín	Dísel	Alls
FORD	1	25	26
HYUNDAI	0	2	2
IVECO	0	2	2
LAND ROVER	0	1	1
MERCEDES-BENZ	0	7	7
MITSUBISHI	0	1	1
NISSAN	0	1	1
OPEL	0	2	2
PEUGEOT	0	2	2
RENAULT	0	6	6
TOYOTA	0	1	1
VOLKSWAGEN	0	7	7
Alls	2	63	65

Vörubifreiðar

	Dísel	Alls
CHEVROLET	1	1
DODGE	1	1
FORD	1	1
GMC	4	4
IVECO	2	2
MAN	11	11
MERCEDES-BENZ	4	4
RENAULT	1	1
SCANIA	4	4
VOLVO	3	3
Alls	32	32

Pung bifhjól

	Bensín	Alls
DAELIM	1	1
HARLEY DAVIDSON	5	5
HONDA	6	6
PIAGGIO	1	1
SUZUKI	2	2
YAMAHA	2	2
Alls	17	17

Torfæruhjól

	Bensín	Alls
HONDA	2	2
Alls	2	2

Vélsleðar

	Bensín	Alls
SKI-DOO	1	1
Alls	1	1

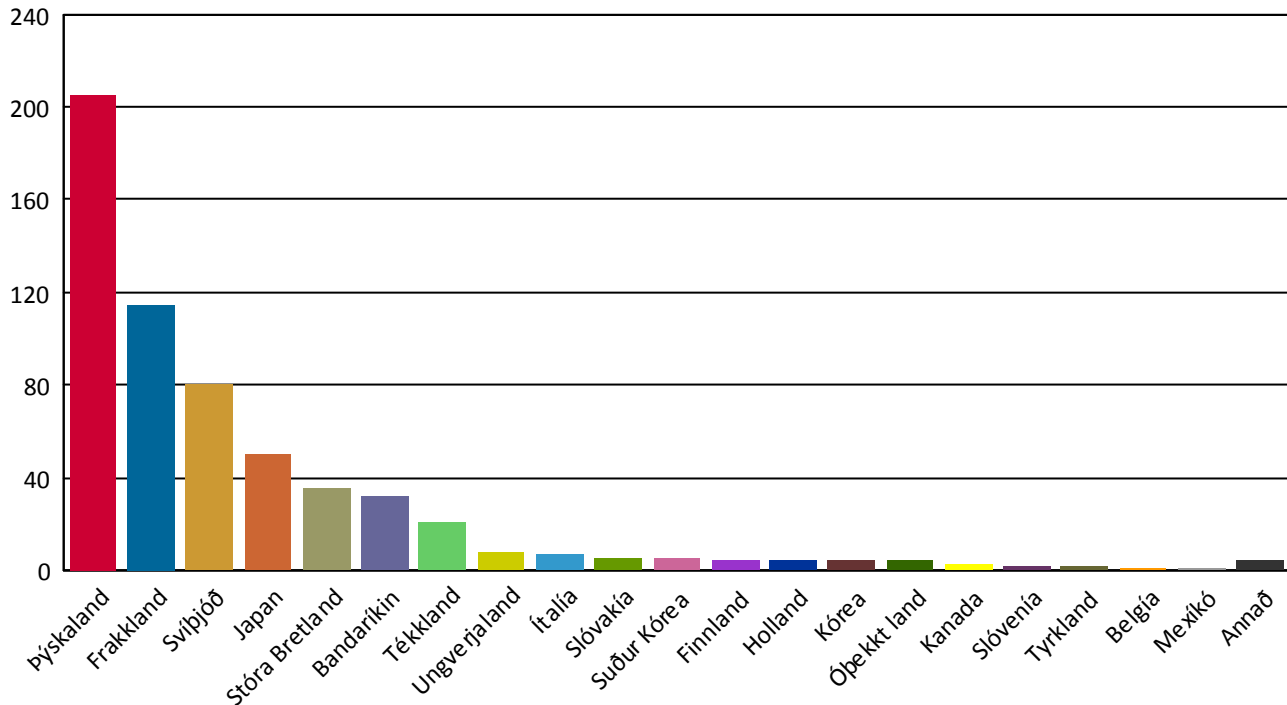
Dráttarvélar

	Bensín	Dísel	Alls
FENDT	0	2	2
INTERNATIONAL	1	0	1
JOHN DEERE	0	1	1
NEW HOLLAND	0	2	2
URSUS	0	2	2
VALTRA	0	1	1
Alls	1	8	9

Nýskráning notaðra ökutækja eftir framleiðslulöndum

Tímabil: 1.7.2018 - 31.7.2018

Topp 20



	Fólksbifreiðar	Hópbifreiðar	Sendibifreiðar	Vörubifreiðar	Alls
Bandaríkin	12	0	5	6	23
Belgía	0	0	1	0	1
Frakkland	104	0	10	1	115
Holland	0	0	0	1	1
Ítalía	1	1	3	1	6
Japan	40	0	0	0	40
Kanada	1	0	0	1	2
Kórea	4	0	0	0	4
Mexíkó	1	0	0	0	1
Óþekkt land	0	0	1	0	1
Slóvakía	5	0	0	0	5
Slóvenía	1	0	0	0	1
Spánn	0	0	1	0	1
Stóra Bretland	30	0	1	0	31
Suður Kórea	2	0	2	0	4
Svíþjóð	74	0	0	6	80
Taíland	0	0	1	0	1
Tékkland	21	0	0	0	21
Tyrkland	1	1	0	0	2
Ungverjaland	8	0	0	0	8
Þýskaland	115	6	40	16	177
Alls	420	8	65	32	525
	Pung bifhjól	Torfæruhjól	Vélsleðar	Alls	
Bandaríkin	6	1	0	7	
Ítalía	1	0	0	1	
Japan	9	1	0	10	
Kanada	0	0	1	1	
Suður Kórea	1	0	0	1	
Alls	17	2	1	20	

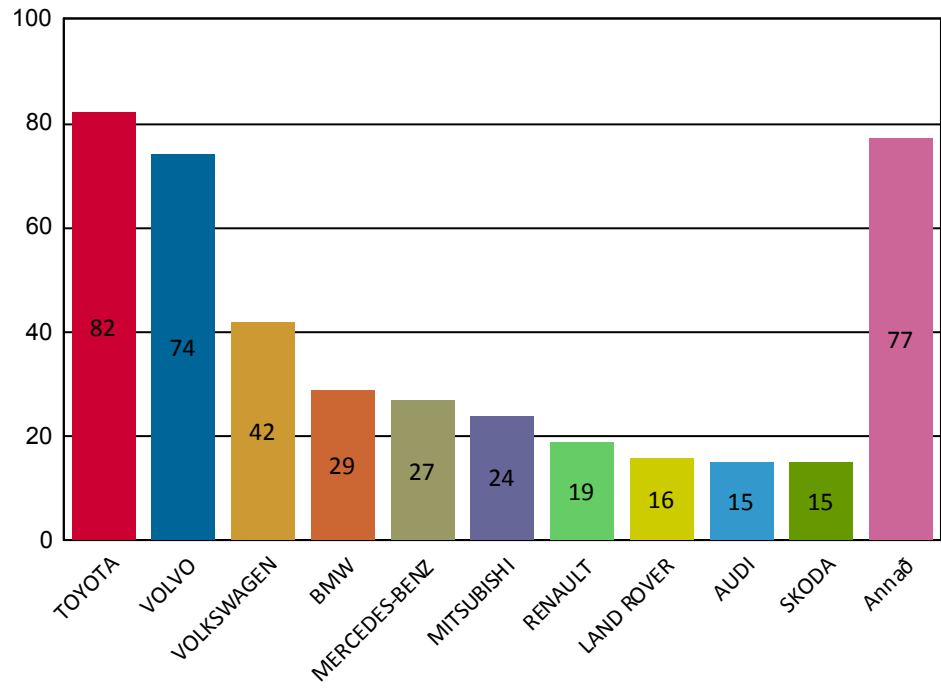
	Dráttarvélar	Eftirvagnar	Ferðavagnar	Alls
Bandaríkin	2	0	0	2
Finnland	1	3	0	4
Holland	0	2	1	3
Óþekkt land	0	2	1	3
Pólland	1	0	0	1
Rússland	1	0	0	1
Slóvenía	0	0	1	1
Stóra Bretland	2	2	0	4
Þýskaland	2	7	18	27
Alls	9	16	21	46

Nýskráning notaðra ökutækja - Topp 10 fólksbifreiðar

Tímabil: 1.7.2018 - 31.7.2018

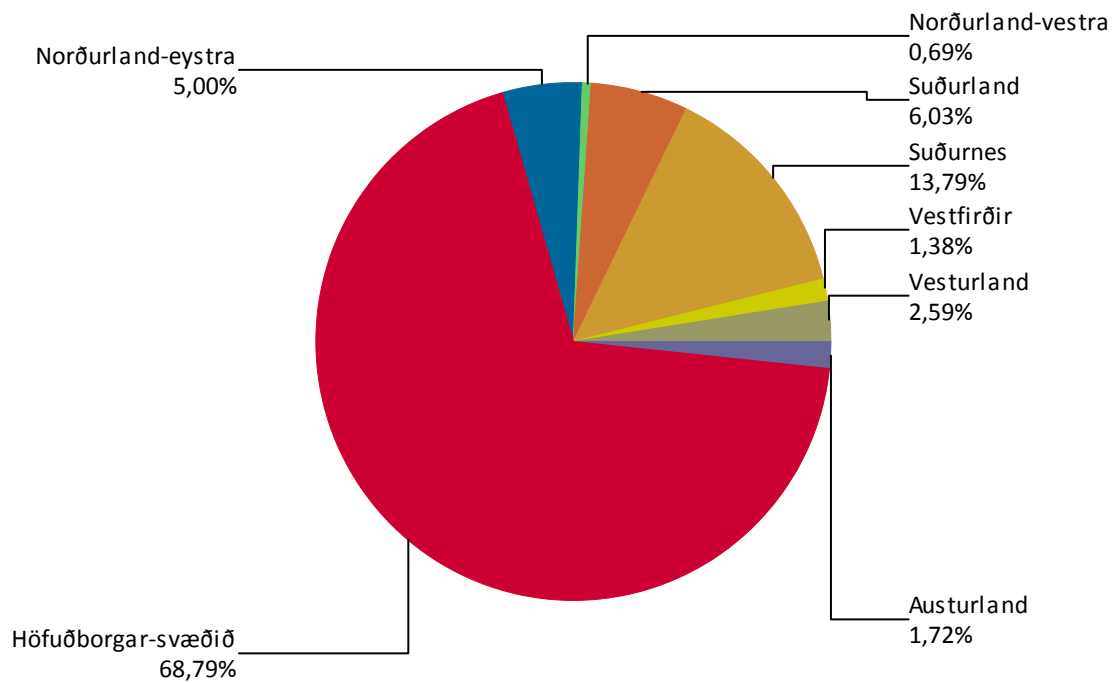
Topp 10

Fólksbifreiðar	
TOYOTA	82
VOLVO	74
VOLKSWAGEN	42
BMW	29
MERCEDES-BENZ	27
MITSUBISHI	24
RENAULT	19
LAND ROVER	16
AUDI	15
SKODA	15



Nýskráning notaðra ökutækja eftir landshlutum

Dagsetning: 1.7.2018 - 31.7.2018



	Höfuðborgar -svæðið	Suðurnes	Vesturland	Vestfirðir	Norðurland- vestra	Norðurland- eystra	Austurland	Suðurland	Alls
Fólksbifreiðar	284	66	11	7	2	19	6	19	414
Hópbifreiðar	6	1	0	0	0	0	0	1	8
Sendibifreiðar	46	6	2	0	0	0	0	6	60
Vörubifreiðar	26	1	0	0	0	2	0	2	31
Þung bifhjól	14	1	0	0	0	1	1	0	17
Torfæruhjól	2	0	0	0	0	0	0	0	2
Vélsleðar	1	0	0	0	0	0	0	0	1
Dráttarvélar	3	0	1	0	0	2	0	3	9
Eftirvagnar	10	0	0	1	1	0	1	3	16
Ferðavagnar	7	5	1	0	1	4	2	1	21
Alls	399	80	15	8	4	28	10	35	579

	Höfuðborgar -svæðið	Suðurnes	Vesturland	Vestfirðir	Norðurland- vestra	Norðurland- eystra	Austurland	Suðurland	Alls
ADRIA	0	0	0	0	0	0	1	1	2
AUDI	8	1	0	0	0	3	2	0	14
BMW	24	1	0	1	0	2	1	0	29
BMW I	1	0	0	0	0	0	0	0	1
BOLLE	1	0	0	0	0	0	0	0	1
CADILLAC	1	0	0	0	0	0	0	0	1
CHEVROLET	4	1	0	0	0	0	0	1	6
CHRYSLER	1	0	0	0	0	0	0	0	1
CITROEN	8	0	0	0	0	0	0	0	8
DAELIM	1	0	0	0	0	0	0	0	1
DETHLEFFS	0	0	0	0	0	1	0	0	1
DODGE	5	0	0	0	0	0	0	0	5
EKERI	1	0	0	0	0	0	0	0	1
ESVE	1	0	0	0	0	0	0	1	2
FENDT	0	0	1	0	0	2	0	1	4
FIAT	0	0	0	0	0	0	0	1	1

Heimilt er að birta einstaka niðurstöður úr þessari skýrslu ef heimilda er getið. Ekki er heimilt að afrita skýrsluna, hvorki að hluta né í heild si

	Höfuðborgar -svæðið	Suðurnes	Vesturland	Vestfirðir	Norðurland- vestra	Norðurland- eystra	Austurland	Suðurland	Alls
FORD	23	4	0	0	0	0	0	1	28
GMC	3	0	0	0	0	1	0	0	4
HARLEY DAVIDSON	5	0	0	0	0	0	0	0	5
HENGIVAGN	1	0	0	0	0	0	0	0	1
HOBBY	5	5	0	0	0	3	0	0	13
HOBBY/FIAT	0	1	0	0	0	0	0	0	1
HONDA	6	1	0	0	0	1	1	0	9
HUMBAUR	1	0	0	0	0	0	0	0	1
HYUNDAI	7	0	0	0	0	1	0	0	8
INTERNATIONAL	1	0	0	0	0	0	0	0	1
IVECO	2	2	0	0	0	0	0	1	5
JAGUAR	2	0	0	0	0	0	0	0	2
JAGUAR LAND ROVER L	2	0	0	0	0	0	0	0	2
JEEP	1	0	0	0	0	0	0	0	1
JOHN DEERE	0	0	0	0	0	1	0	0	1
KEL-BERG	2	0	0	0	0	0	0	0	2
KIA	5	3	1	0	0	0	0	0	9
KRONE	0	0	0	0	0	0	1	0	1
LAND ROVER	12	1	1	1	0	0	0	1	16
LMC	0	0	0	0	1	0	1	1	3
MAN	10	0	0	0	0	0	0	1	11
MAZDA	1	0	0	0	0	0	0	0	1
MERCEDES-BENZ	31	1	2	1	0	2	0	5	42
MINI	1	0	0	0	0	0	0	0	1
MITSUBISHI	15	4	2	0	0	1	1	2	25
NARKO	0	0	0	0	0	0	0	1	1
NEW HOLLAND	0	0	0	0	0	0	0	2	2
NISSAN	12	0	0	0	0	0	0	1	13
OPEL	2	0	0	0	0	0	0	0	2
PEUGEOT	6	0	0	0	0	0	0	0	6
PIAGGIO	1	0	0	0	0	0	0	0	1
PONTIAC	0	1	0	0	0	0	0	0	1
PORSCHE	1	0	0	0	0	0	0	0	1
RENAULT	24	1	0	0	0	0	1	0	26
SCANIA	2	0	0	0	0	1	0	1	4
SCHMIDT	0	0	0	0	1	0	0	0	1
SCHMITZ	3	0	0	1	0	0	0	0	4
SKI-DOO	1	0	0	0	0	0	0	0	1
SKODA	10	0	0	3	1	0	1	0	15
SUBARU	2	0	0	0	0	0	0	0	2
SUZUKI	12	0	0	0	0	1	0	0	13
SVAN	1	0	0	0	0	0	0	0	1
TABBERT	1	0	0	0	0	0	0	0	1
TOYOTA	30	50	1	0	0	1	0	1	83
URSUS	2	0	0	0	0	0	0	0	2
VALTRA	0	0	1	0	0	0	0	0	1
VOLKSWAGEN	43	0	1	0	0	1	0	4	49
VOLVO	52	3	5	1	1	7	0	7	76
WECKMAN	0	0	0	0	0	0	0	1	1
YAMAHA	2	0	0	0	0	0	0	0	2
Alls	399	80	15	8	4	29	10	35	580