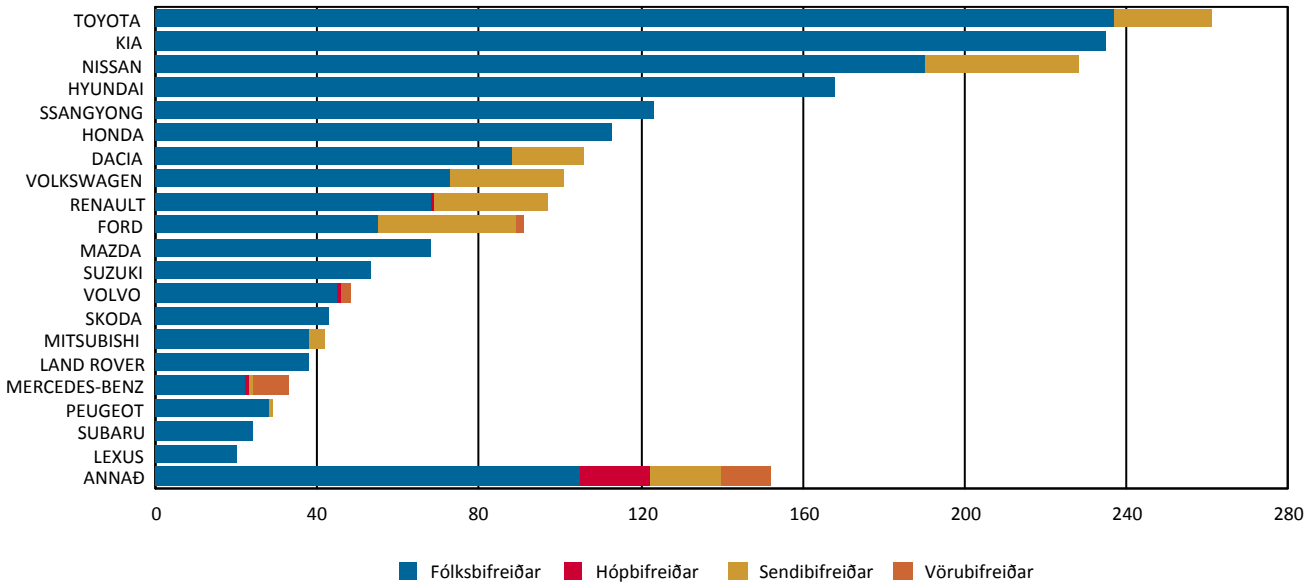


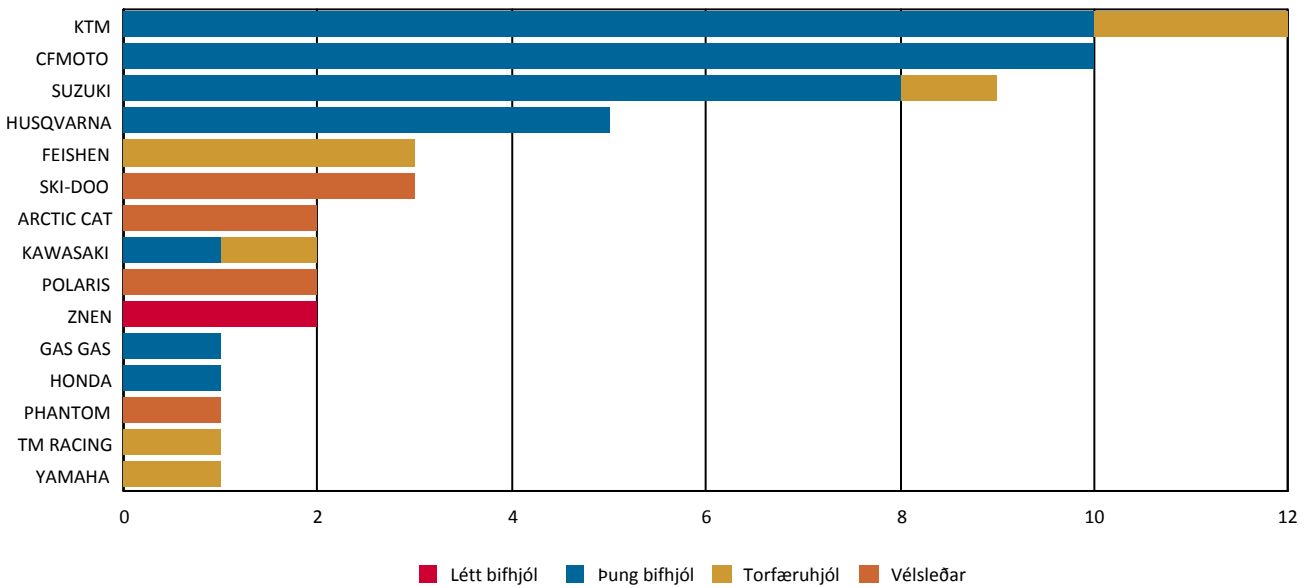
### Nýskráning nýrra ökutæki eftir tegund

Tímabil: 1.3.2018 - 31.3.2018

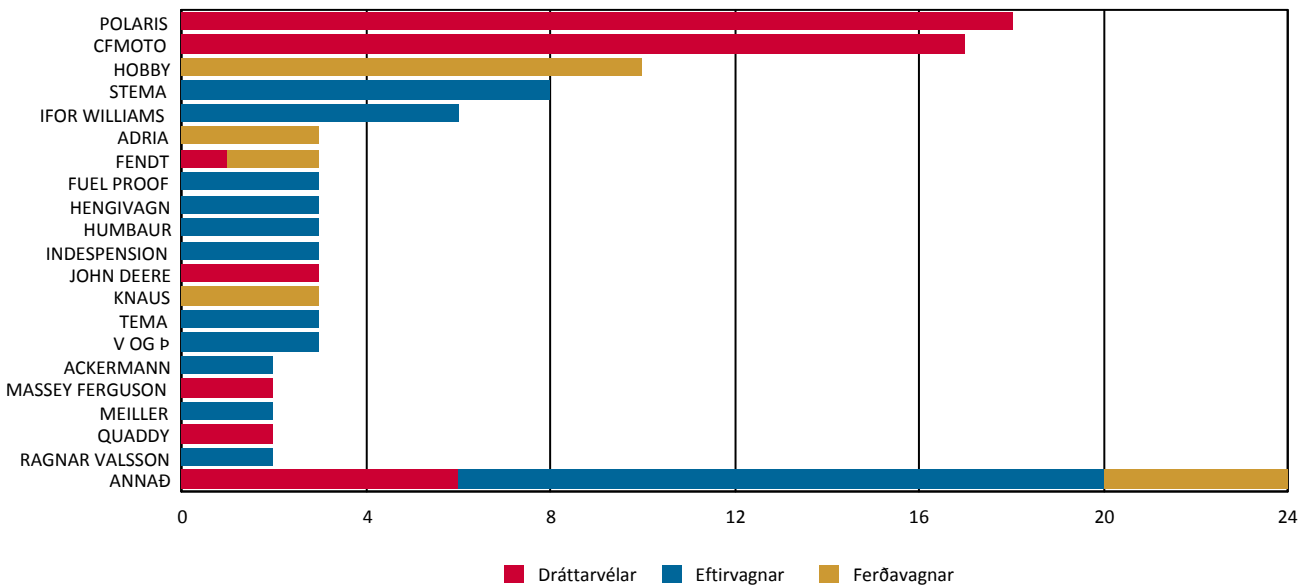
#### Topp 20



#### Topp 20



#### Topp 20



	Fólksbifreiðar	Hópbifreiðar	Sendibifreiðar	Vörubifreiðar	Alls
AUDI	19	0	0	0	19
BMW	10	0	0	0	10
BMW I	2	0	0	0	2
CITROEN	11	0	5	0	16
DACIA	88	0	18	0	106
DODGE	0	0	0	6	6
FIAT	5	0	9	0	14
FORD	55	0	34	2	91
HOBBY/FIAT	10	0	0	0	10
HONDA	113	0	0	0	113
HYUNDAI	168	0	0	0	168
IVECO	0	11	2	2	15
JAGUAR	4	0	0	0	4
JAGUAR LAND ROVE	0	0	2	0	2
JEEP	8	0	0	0	8
KIA	235	0	0	0	235
LAND ROVER	38	0	0	0	38
LEXUS	20	0	0	0	20
LUANO CAMP	4	0	0	0	4
MAZDA	68	0	0	0	68
MERCEDES-BENZ	22	1	1	9	33
MINI	5	0	0	0	5
MITSUBISHI	38	0	4	0	42
NISSAN	190	0	38	0	228
NOBEL ART	4	0	0	0	4
OPEL	20	0	0	0	20
PEUGEOT	28	0	1	0	29
PORSCHE	3	0	0	0	3
RENAULT	68	1	28	0	97
SCANIA	0	0	0	4	4
SETRA	0	1	0	0	1
SIDEBULL	0	1	0	0	1
SKODA	43	0	0	0	43
SSANGYONG	123	0	0	0	123
SUBARU	24	0	0	0	24
SUZUKI	53	0	0	0	53
TOYOTA	237	0	24	0	261
VOLKSWAGEN	73	0	28	0	101
VOLVO	45	1	0	2	48
YUTONG	0	4	0	0	4
<b>Alls</b>	<b>1.834</b>	<b>20</b>	<b>194</b>	<b>25</b>	<b>2.073</b>
	Létt bifhjól	pung bifhjól	Torfæruhjól	Vélsleðar	Alls
ARCTIC CAT	0	0	0	2	2
CFMOTO	0	10	0	0	10
FEISHEN	0	0	3	0	3
GAS GAS	0	1	0	0	1
HONDA	0	1	0	0	1
HUSQVARNA	0	5	0	0	5
KAWASAKI	0	1	1	0	2
KTM	0	10	2	0	12
PHANTOM	0	0	0	1	1
POLARIS	0	0	0	2	2
SKI-DOO	0	0	0	3	3
SUZUKI	0	8	1	0	9

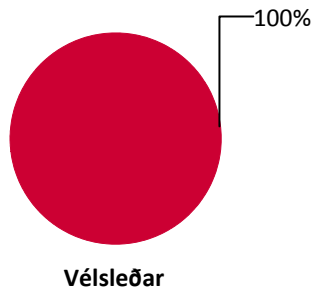
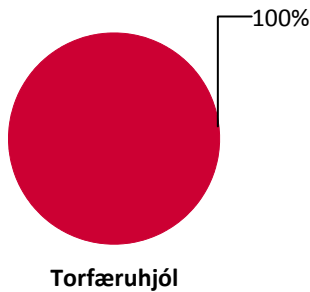
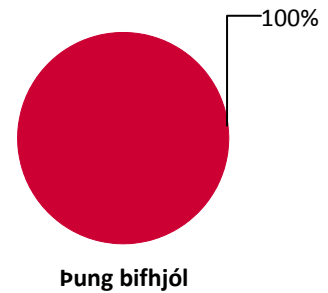
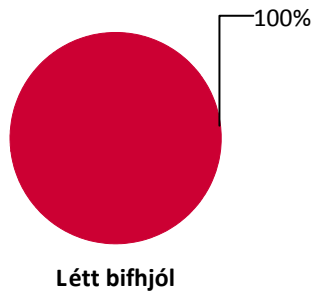
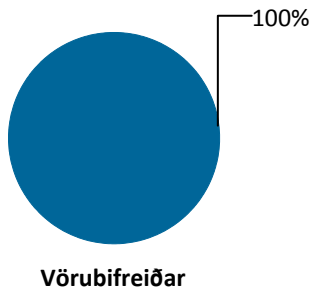
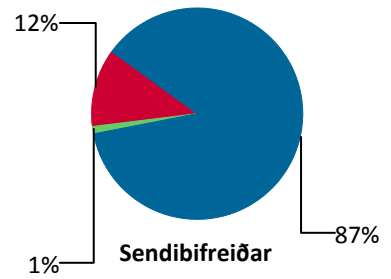
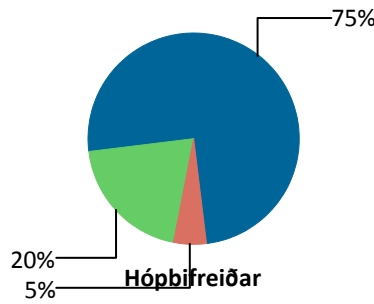
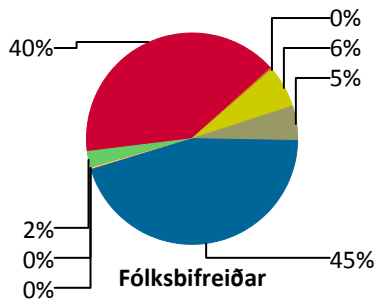
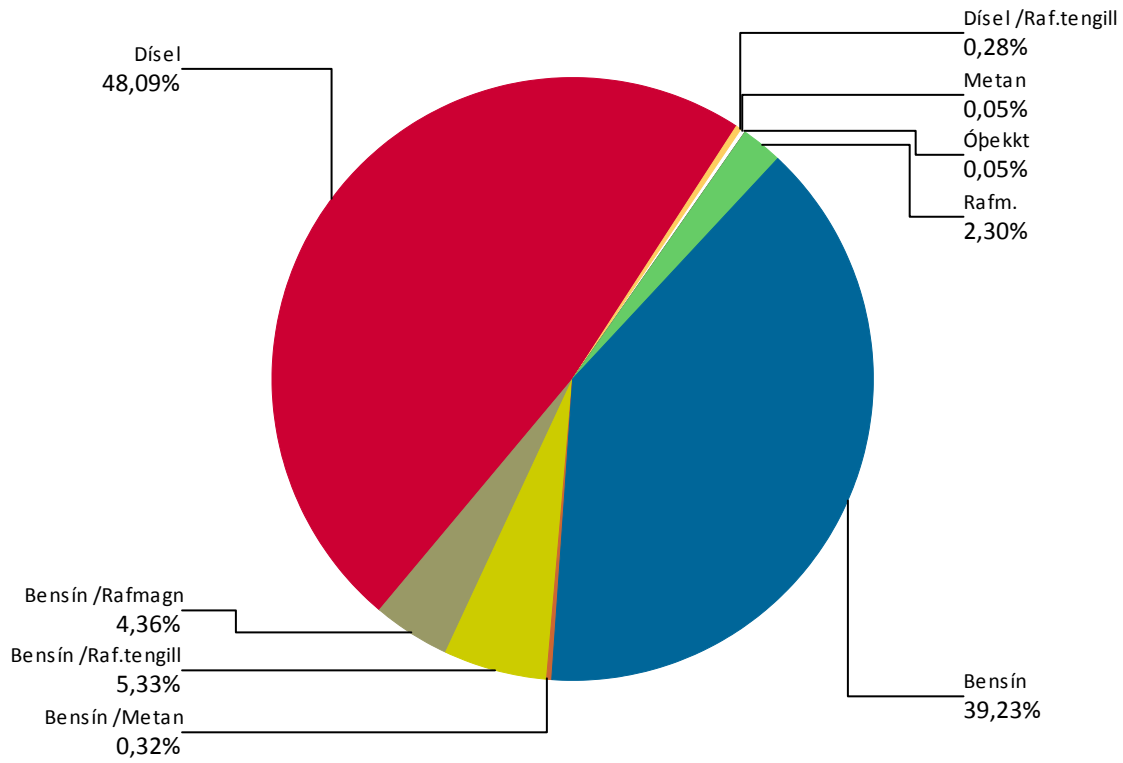
Heimilt er að birta einstaka niðurstöður úr þessari skýrslu ef heimilda er getið. Ekki er heimilt að afrita skýrsluna, hvorki að hluta né í heild si

	Létt bifhjól	Pung bifhjól	Torfæruhjól	Vélsleðar	Alls
TM RACING	0	0	1	0	1
YAMAHA	0	0	1	0	1
ZNEN	2	0	0	0	2
<b>Alls</b>	<b>2</b>	<b>36</b>	<b>9</b>	<b>8</b>	<b>55</b>

	Dráttarvélar	Eftirvagnar	Ferðavagnar	Alls
ACKERMANN	0	2	0	2
ADRIA	0	0	3	3
BÖCKMANN	0	1	0	1
CAN-AM	1	0	0	1
CFMOTO	17	0	0	17
CIMC	0	1	0	1
CLAAS	1	0	0	1
COMBI CAMP	0	0	1	1
DE GRAAFF	0	1	0	1
FENDT	1	0	2	3
FUEL PROOF	0	3	0	3
HENGIVAGN	0	3	0	3
HESTAKERRA	0	1	0	1
HOBBY	0	0	10	10
HUMBAUR	0	3	0	3
IFOR WILLIAMS	0	6	0	6
INDESPENSION	0	3	0	3
JOHN DEERE	3	0	0	3
KNAUS	0	0	3	3
LANGENDORF	0	1	0	1
LMC	0	0	1	1
MASSEY FERGUSON	2	0	0	2
MEILLER	0	2	0	2
NEPTUN	0	1	0	1
NUGENT	0	1	0	1
POLARIS	18	0	0	18
PRONAR	0	1	0	1
QUADDY	2	0	0	2
RAGNAR VALSSON	0	2	0	2
SOLIS	1	0	0	1
STEMA	0	8	0	8
SWIFT	0	0	1	1
TABBERT	0	0	1	1
TEMA	0	3	0	3
UNSINN	0	1	0	1
V OG P	0	3	0	3
VAK	0	1	0	1
VALPADANA	1	0	0	1
VALTRA	2	0	0	2
VÍKURVAGNAR	0	2	0	2
WIOLA	0	1	0	1
YUNQUE	0	1	0	1
<b>Alls</b>	<b>49</b>	<b>52</b>	<b>22</b>	<b>123</b>

### Nýskráning nýrra ökutækja eftir orkugjafa

Dagsetning: 1.3.2018 - 31.3.2018



## Fólksbifreiðar

	Bensín	Bensín	Bensín	Bensín	Dísel	Metan	Rafm.	Dísel	Alls
	/Metan	/Raf.ten	/Rafmag					/Raf.ten	
AUDI	1	0	3	0	11	0	0	4	19
BMW	1	0	3	0	6	0	0	0	10
BMW I	0	0	0	0	0	0	2	0	2
CITROEN	9	0	0	0	2	0	0	0	11
DACIA	15	0	0	0	73	0	0	0	88
FIAT	4	0	0	0	1	0	0	0	5
FORD	41	0	0	0	14	0	0	0	55
HOBBY/FIAT	0	0	0	0	10	0	0	0	10
HONDA	101	0	0	0	12	0	0	0	113
HYUNDAI	156	0	2	0	10	0	0	0	168
JAGUAR	0	0	0	0	4	0	0	0	4
JEEP	1	0	0	0	7	0	0	0	8
KIA	95	0	10	1	127	0	2	0	235
LAND ROVER	0	0	0	0	38	0	0	0	38
LEXUS	0	0	0	20	0	0	0	0	20
LUANO CAMP	0	0	0	0	4	0	0	0	4
MAZDA	62	0	0	0	6	0	0	0	68
MERCEDES-BENZ	3	0	7	0	12	0	0	0	22
MINI	1	0	4	0	0	0	0	0	5
MITSUBISHI	2	0	34	0	2	0	0	0	38
NISSAN	38	0	0	0	133	0	19	0	190
NOBEL ART	0	0	0	0	4	0	0	0	4
OPEL	15	0	0	0	5	0	0	0	20
PEUGEOT	17	0	0	0	11	0	0	0	28
PORSCHE	2	0	1	0	0	0	0	0	3
RENAULT	3	0	0	0	62	0	3	0	68
SKODA	7	5	0	0	31	0	0	0	43
SSANGYONG	0	0	0	0	123	0	0	0	123
SUBARU	12	0	0	0	12	0	0	0	24
SUZUKI	37	0	0	0	16	0	0	0	53
TOYOTA	94	0	0	74	69	0	0	0	237
VOLKSWAGEN	22	2	25	0	5	1	18	0	73
VOLVO	0	0	27	0	16	0	0	2	45
<b>Alls</b>	<b>739</b>	<b>7</b>	<b>116</b>	<b>95</b>	<b>826</b>	<b>1</b>	<b>44</b>	<b>6</b>	<b>1.834</b>

## Hópbifreiðar

	Dísel	Rafm.	Óþekkt	Alls
IVECO	11	0	0	11
MERCEDES-BENZ	1	0	0	1
RENAULT	1	0	0	1
SETRA	1	0	0	1
SIDEBULL	0	0	1	1
VOLVO	1	0	0	1
YUTONG	0	4	0	4
<b>Alls</b>	<b>15</b>	<b>4</b>	<b>1</b>	<b>20</b>

**Sendibifreiðar**

	Bensín	Dísel	Rafm.	Alls
CITROEN	0	5	0	<b>5</b>
DACIA	0	18	0	<b>18</b>
FIAT	1	8	0	<b>9</b>
FORD	10	24	0	<b>34</b>
IVECO	0	2	0	<b>2</b>
JAGUAR LAND ROV	0	2	0	<b>2</b>
MERCEDES-BENZ	0	1	0	<b>1</b>
MITSUBISHI	0	4	0	<b>4</b>
NISSAN	0	38	0	<b>38</b>
PEUGEOT	0	1	0	<b>1</b>
RENAULT	0	26	2	<b>28</b>
TOYOTA	0	24	0	<b>24</b>
VOLKSWAGEN	12	16	0	<b>28</b>
<b>Alls</b>	<b>23</b>	<b>169</b>	<b>2</b>	<b>194</b>

**Vörubifreiðar**

	Dísel	Alls
DODGE	6	<b>6</b>
FORD	2	<b>2</b>
IVECO	2	<b>2</b>
MERCEDES-BENZ	9	<b>9</b>
SCANIA	4	<b>4</b>
VOLVO	2	<b>2</b>
<b>Alls</b>	<b>25</b>	<b>25</b>

**Létt bifhjól**

	Bensín	Alls
ZNEN	2	<b>2</b>
<b>Alls</b>	<b>2</b>	<b>2</b>

**Pung bifhjól**

	Bensín	Alls
CFMOTO	10	<b>10</b>
GAS GAS	1	<b>1</b>
HONDA	1	<b>1</b>
HUSQVARNA	5	<b>5</b>
KAWASAKI	1	<b>1</b>
KTM	10	<b>10</b>
SUZUKI	8	<b>8</b>
<b>Alls</b>	<b>36</b>	<b>36</b>

**Torfæruhjól**

	Bensín	Alls
FEISHEN	3	<b>3</b>
KAWASAKI	1	<b>1</b>
KTM	2	<b>2</b>
SUZUKI	1	<b>1</b>

**Bensín Alls**

TM RACING	1	1
YAMAHA	1	1
<b>Alls</b>	<b>9</b>	<b>9</b>

### Vélsleðar

**Bensín Alls**

ARCTIC CAT	2	2
PHANTOM	1	1
POLARIS	2	2
SKI-DOO	3	3
<b>Alls</b>	<b>8</b>	<b>8</b>

### Dráttarvélar

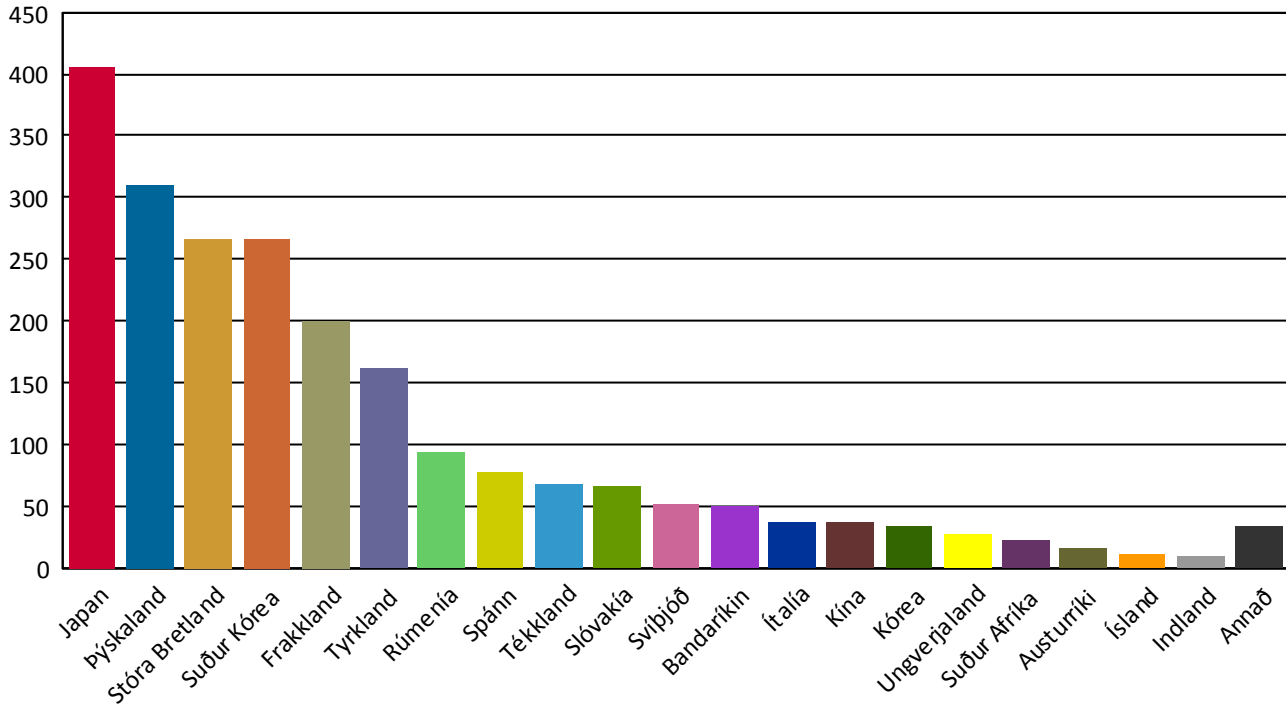
**Bensín Dísel Alls**

CAN-AM	1	0	1
CFMOTO	17	0	17
CLAAS	0	1	1
FENDT	0	1	1
JOHN DEERE	0	3	3
MASSEY FERGUSON	0	2	2
POLARIS	17	1	18
QUADDY	2	0	2
SOLIS	0	1	1
VALPADANA	0	1	1
VALTRA	0	2	2
<b>Alls</b>	<b>37</b>	<b>12</b>	<b>49</b>

## Nýskráning nýrra ökutækja eftir framleiðslulöndum

Tímabil: 1.3.2018 - 31.3.2018

## Topp 20



	Fólksbifreiðar	Hópbifreiðar	Sendibifreiðar	Vörubifreiðar	Alls
Austurríki	0	1	0	0	1
Bandaríkin	24	0	2	2	28
Belgía	2	0	2	0	4
Frakkland	148	12	38	0	198
Indland	9	0	0	0	9
Ítalía	19	0	11	2	32
Japan	393	0	0	0	393
Kanada	0	0	0	6	6
Kína	0	4	0	0	4
Kórea	34	0	0	0	34
Rúmenía	80	0	14	0	94
Slóvakía	67	0	0	0	67
Spánn	37	0	38	0	75
Stóra Bretland	248	0	2	0	250
Suður Afríka	0	0	22	0	22
Suður Kórea	266	0	0	0	266
Sviss	2	0	0	0	2
Svíþjóð	45	1	0	6	52
Taíland	0	0	4	0	4
Tékkland	68	0	0	0	68
Tyrkland	161	0	0	0	161
Ungverjaland	27	0	0	0	27
Þýskaland	204	2	61	9	276
<b>Alls</b>	<b>1.834</b>	<b>20</b>	<b>194</b>	<b>25</b>	<b>2.073</b>
	Létt bifhjól	Þung bifhjól	Torfæruhjól	Vélsleðar	Alls
Austurríki	0	13	2	0	15
Bandaríkin	0	0	0	2	2
Ítalía	0	2	1	0	3
Japan	0	10	3	0	13
Kanada	0	0	0	3	3



	Létt bifhjól	Pung bifhjól	Torfæruhjól	Vélsleðar	Alls
Kína	2	10	3	1	16
Spánn	0	1	0	0	1
Stóra Bretland	0	0	0	2	2
<b>Alls</b>	<b>2</b>	<b>36</b>	<b>9</b>	<b>8</b>	<b>55</b>

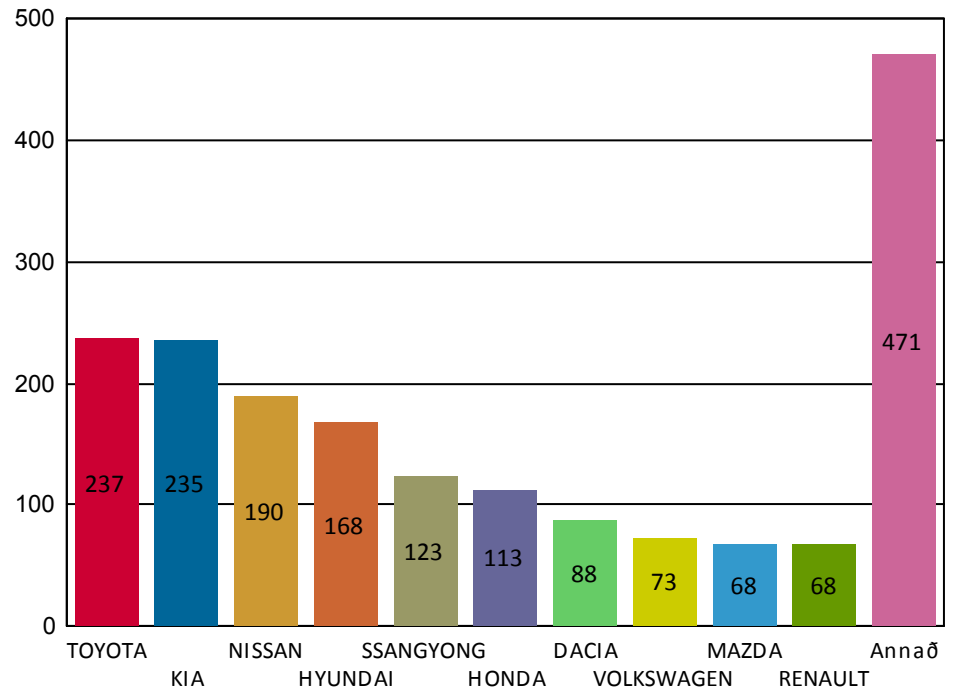
	Dráttarvélar	Eftirvagnar	Ferðavagnar	Alls
Bandaríkin	21	0	0	21
Danmörk	0	1	0	1
Finnland	2	1	0	3
Frakkland	3	0	0	3
Holland	0	0	3	3
Indland	1	0	0	1
Ísland	0	11	0	11
Ítalía	3	0	0	3
Kína	17	1	0	18
Mexíkó	1	0	0	1
Pólland	0	4	0	4
Slóvenía	0	0	3	3
Spánn	0	2	0	2
Stóra Bretland	0	14	1	15
Þýskaland	1	18	15	34
<b>Alls</b>	<b>49</b>	<b>52</b>	<b>22</b>	<b>123</b>

## Nýskráning nýrra ökutækja - Topp 10 fólksbifreiðar

Tímabil: 1.3.2018 - 31.3.2018

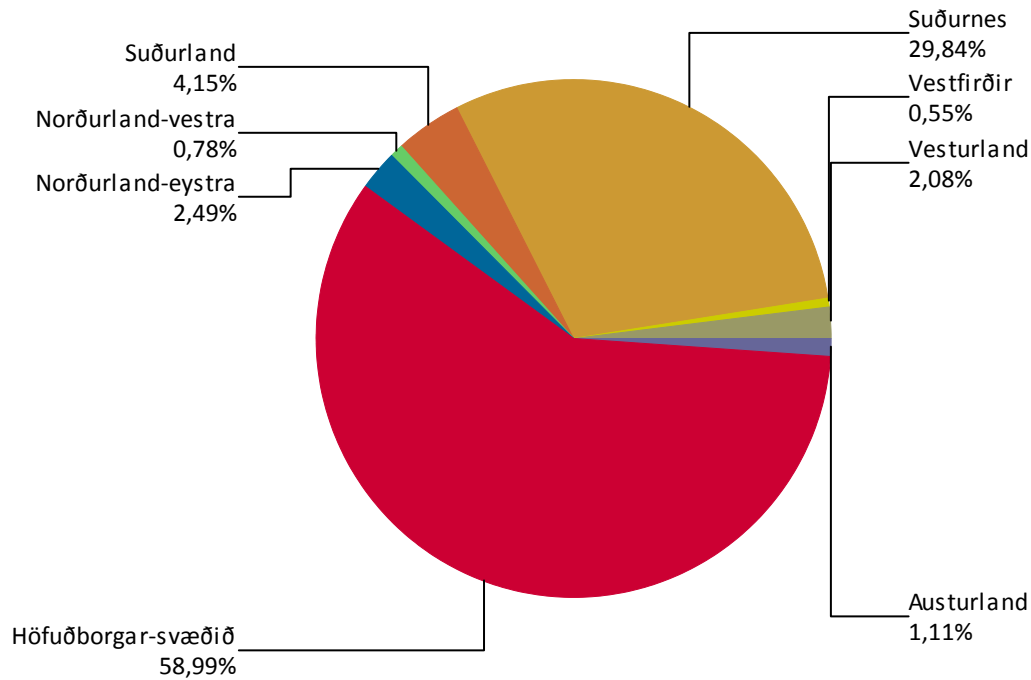
## Topp 10

Fólksbifreiðar	
TOYOTA	237
KIA	235
NISSAN	190
HYUNDAI	168
SSANGYONG	123
HONDA	113
DACIA	88
VOLKSWAGEN	73
MAZDA	68
RENAULT	68



## Nýskráning nýrra ökutækja eftir landshlutum

Dagsetning: 1.3.2018 - 31.3.2018



	Höfuðborgar-svæðið	Suðurnes	Vesturland	Vestfirðir	Norðurland-vestra	Norðurland-eystra	Austurland	Suðurland	Alls
Fólksbifreiðar	1.031	594	32	5	4	36	12	52	1.766
Hópbifreiðar	15	0	0	0	0	0	0	0	15
Sendibifreiðar	120	43	5	4	2	5	3	6	188
Vörubifreiðar	17	1	0	0	3	1	0	3	25
Létt bifhjól	2	0	0	0	0	0	0	0	2
Þung bifhjól	21	1	2	2	0	4	3	2	35
Torfæruhjól	4	0	0	0	0	1	2	2	9
Vélsleðar	3	0	0	0	2	3	0	0	8
Dráttarvélar	25	1	1	0	4	1	2	15	49
Eftirvagnar	27	5	5	1	1	3	0	8	50
Ferðavagnar	14	2	0	0	1	0	2	2	21
<b>Alls</b>	<b>1.279</b>	<b>647</b>	<b>45</b>	<b>12</b>	<b>17</b>	<b>54</b>	<b>24</b>	<b>90</b>	<b>2.168</b>

	Höfuðborgar-svæðið	Suðurnes	Vesturland	Vestfirðir	Norðurland-vestra	Norðurland-eystra	Austurland	Suðurland	Alls
ACKERMANN	1	1	0	0	0	0	0	0	2
ADRIA	2	0	0	0	0	0	0	0	2
ARCTIC CAT	1	0	0	0	0	1	0	0	2
AUDI	6	0	1	0	0	1	0	0	8
BMW	7	0	1	1	0	1	0	0	10
BMW I	1	1	0	0	0	0	0	0	2
BÖCKMANN	1	0	0	0	0	0	0	0	1
CAN-AM	1	0	0	0	0	0	0	0	1
CFMOTO	12	0	2	2	0	3	2	6	27
CIMC	1	0	0	0	0	0	0	0	1
CITROEN	15	0	1	0	0	0	0	0	16
CLAAS	0	0	0	0	0	0	0	1	1
COMBI CAMP	1	0	0	0	0	0	0	0	1
DACIA	18	84	0	0	1	0	0	2	105
DE GRAAFF	1	0	0	0	0	0	0	0	1

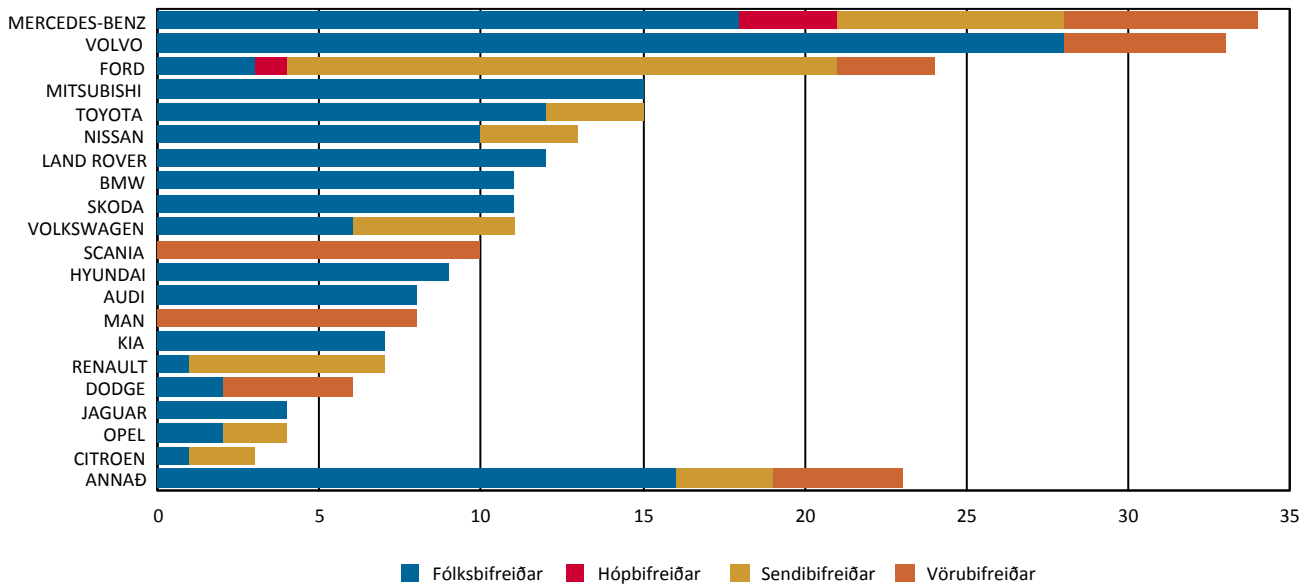
	Höfuðborgar -svæðið	Suðurnes	Vesturland	Vestfirðir	Norðurland- vestra	Norðurland- eystra	Austurland	Suðurland	Alls
DODGE	3	0	0	0	2	0	0	1	6
FEISHEN	0	0	0	0	0	1	1	1	3
FENDT	2	0	0	0	0	1	0	0	3
FIAT	14	0	0	0	0	0	0	0	14
FORD	77	3	1	0	1	5	2	2	91
FUEL PROOF	2	0	0	0	0	0	0	0	2
GAS GAS	0	0	0	0	0	0	1	0	1
HENGIVAGN	0	0	0	0	0	0	0	3	3
HESTAKERRA	1	0	0	0	0	0	0	0	1
HOBBY	3	2	0	0	1	0	2	2	10
HOBBY/FIAT	0	10	0	0	0	0	0	0	10
HONDA	104	4	6	0	0	0	0	0	114
HUMBAUR	0	1	0	0	0	0	0	1	2
HUSQVARNA	3	0	1	0	0	1	0	0	5
HYUNDAI	124	37	2	1	0	2	1	1	168
IFOR WILLIAMS	6	0	0	0	0	0	0	0	6
INDESPENSION	0	0	0	0	0	1	0	2	3
IVECO	14	1	0	0	0	0	0	0	15
JAGUAR	3	0	0	0	0	0	1	0	4
JAGUAR LAND ROVER L	2	0	0	0	0	0	0	0	2
JEEP	6	0	0	0	0	1	0	1	8
JOHN DEERE	0	0	0	0	0	0	1	2	3
KAWASAKI	2	0	0	0	0	0	0	0	2
KIA	88	123	0	0	1	1	2	5	220
KNAUS	3	0	0	0	0	0	0	0	3
KTM	10	1	0	0	0	0	0	1	12
LAND ROVER	23	7	2	0	0	2	0	1	35
LANGENDORF	1	0	0	0	0	0	0	0	1
LEXUS	7	10	0	0	1	1	0	1	20
LMC	1	0	0	0	0	0	0	0	1
LUANO CAMP	0	4	0	0	0	0	0	0	4
MASSEY FERGUSON	1	1	0	0	0	0	0	0	2
MAZDA	61	1	2	0	0	2	1	1	68
MEILLER	0	0	1	1	0	0	0	0	2
MERCEDES-BENZ	23	2	2	0	1	1	1	2	32
MINI	4	1	0	0	0	0	0	0	5
MITSUBISHI	28	0	1	2	1	4	0	5	41
NEPTUN	1	0	0	0	0	0	0	0	1
NISSAN	150	54	3	1	0	1	1	3	213
NOBEL ART	0	4	0	0	0	0	0	0	4
NUGENT	1	0	0	0	0	0	0	0	1
OPEL	8	9	1	0	0	0	1	0	19
PEUGEOT	25	2	0	0	0	1	0	1	29
PHANTOM	0	0	0	0	0	1	0	0	1
POLARIS	12	0	0	0	2	1	0	5	20
PORSCHE	3	0	0	0	0	0	0	0	3
PRONAR	1	0	0	0	0	0	0	0	1
QUADDY	1	0	0	0	1	0	0	0	2
RAGNAR VALSSON	0	0	0	0	1	0	0	1	2
RENAULT	66	21	3	0	0	0	0	5	95
SCANIA	3	1	0	0	0	0	0	0	4
SETRA	1	0	0	0	0	0	0	0	1
SKI-DOO	1	0	0	0	2	0	0	0	3

	Höfuðborgar -svæðið	Suðurnes	Vesturland	Vestfirðir	Norðurland- vestra	Norðurland- eystra	Austurland	Suðurland	Alls
SKODA	27	3	1	0	0	0	1	4	<b>36</b>
SOLIS	1	0	0	0	0	0	0	0	<b>1</b>
SSANGYONG	2	117	1	1	0	1	0	1	<b>123</b>
STEMA	5	0	2	0	0	0	0	1	<b>8</b>
SUBARU	19	3	0	0	0	1	0	1	<b>24</b>
SUZUKI	52	3	1	1	0	0	0	4	<b>61</b>
SWIFT	1	0	0	0	0	0	0	0	<b>1</b>
TABBERT	1	0	0	0	0	0	0	0	<b>1</b>
TEMA	0	3	0	0	0	0	0	0	<b>3</b>
TM RACING	0	0	0	0	0	0	1	0	<b>1</b>
TOYOTA	101	126	1	2	1	12	2	14	<b>259</b>
UNSINN	0	0	0	0	0	1	0	0	<b>1</b>
V OG P	1	0	1	0	0	1	0	0	<b>3</b>
VAK	0	0	1	0	0	0	0	0	<b>1</b>
VALPADANA	0	0	0	0	0	0	1	0	<b>1</b>
VALTRA	0	0	0	0	1	0	0	1	<b>2</b>
VÍKURVAGNAR	2	0	0	0	0	0	0	0	<b>2</b>
VOLKSWAGEN	74	4	3	0	0	2	1	4	<b>88</b>
VOLVO	32	3	4	0	0	3	1	3	<b>46</b>
WIOLA	1	0	0	0	0	0	0	0	<b>1</b>
YAMAHA	0	0	0	0	0	0	0	1	<b>1</b>
YUNQUE	1	0	0	0	0	0	0	0	<b>1</b>
ZNEN	2	0	0	0	0	0	0	0	<b>2</b>
<b>Alls</b>	<b>1.279</b>	<b>647</b>	<b>45</b>	<b>12</b>	<b>17</b>	<b>54</b>	<b>24</b>	<b>90</b>	<b>2.168</b>

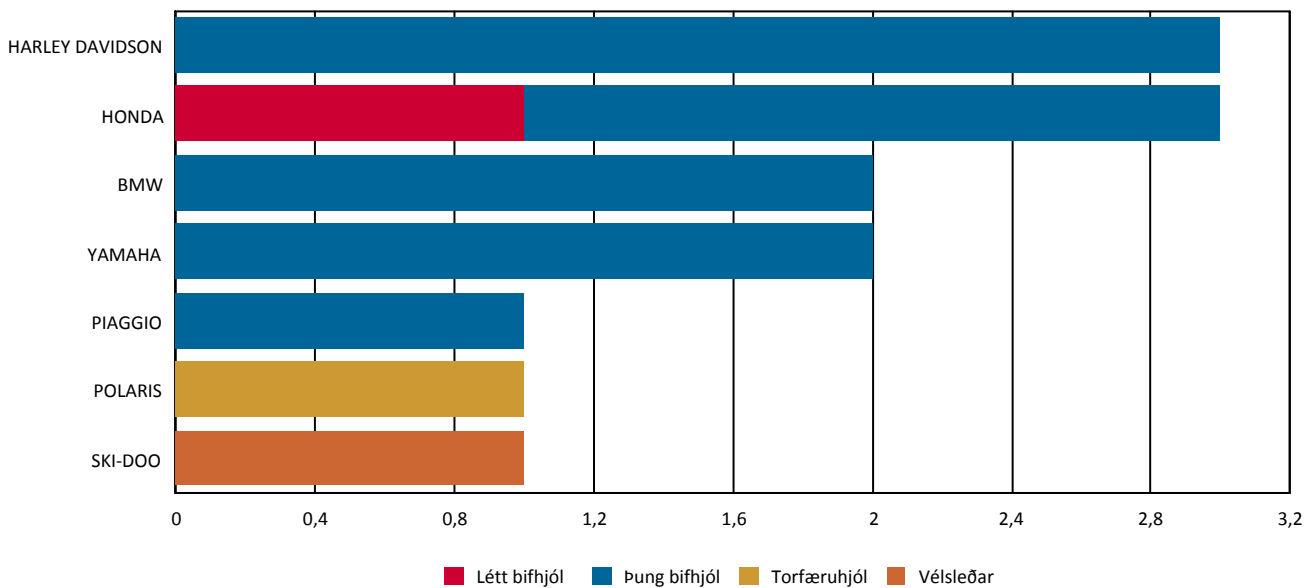
## Nýskráning notaðra ökutæki eftir tegund

Tímabil: 1.3.2018 - 31.3.2018

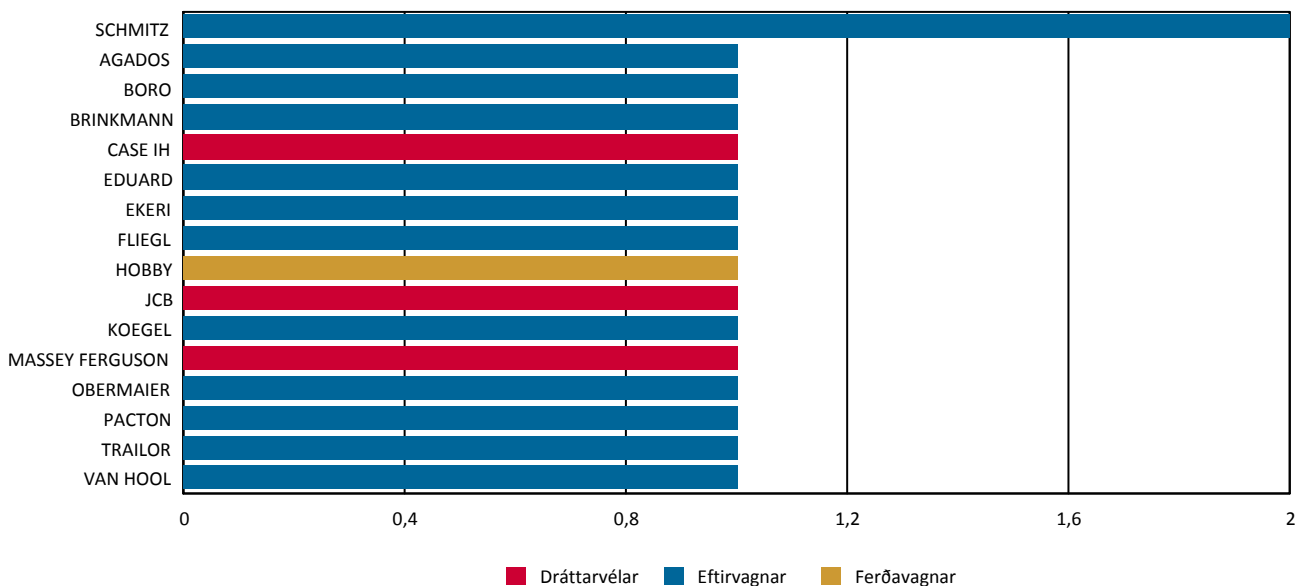
## Topp 20



## Topp 20



## Topp 20



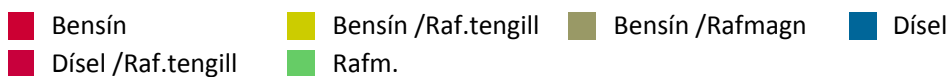
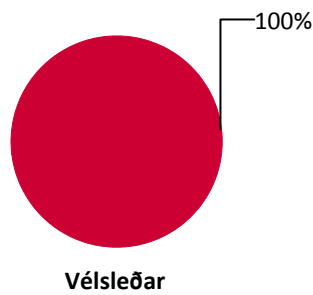
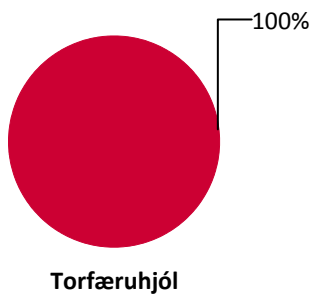
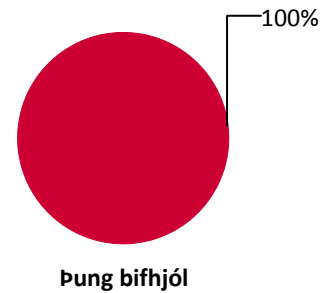
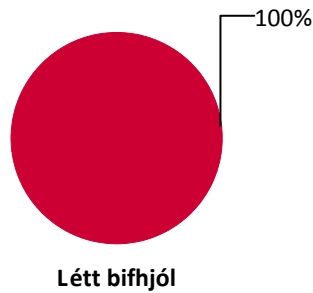
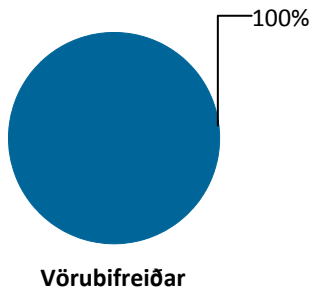
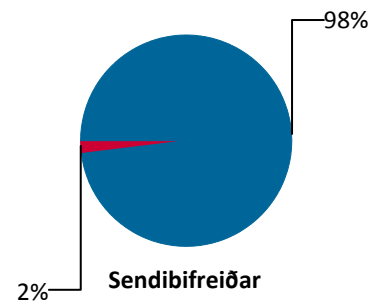
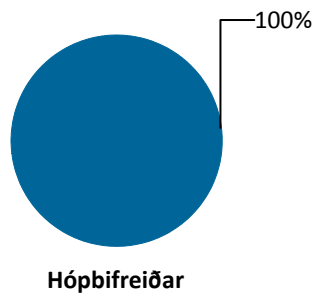
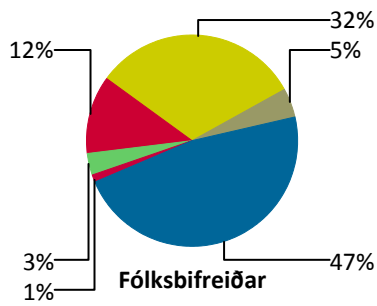
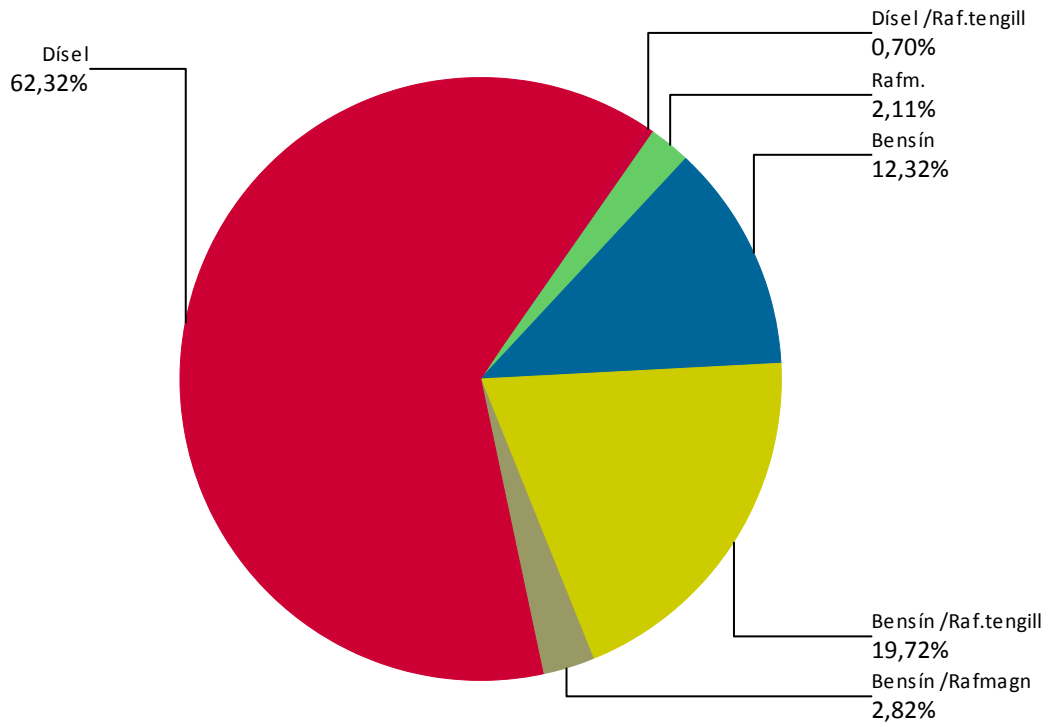
	Fólksbifreiðar	Hópbifreiðar	Sendibifreiðar	Vörubifreiðar	Alls
AUDI	8	0	0	0	8
BMW	11	0	0	0	11
CHEVROLET	0	0	0	1	1
CITROEN	1	0	2	0	3
DODGE	2	0	0	4	6
FIAT	0	0	1	0	1
FISKER	2	0	0	0	2
FORD	3	1	17	3	24
GAZ	1	0	0	0	1
GMC	0	0	0	1	1
HONDA	1	0	0	0	1
HYUNDAI	9	0	0	0	9
IVECO	0	0	0	1	1
JAGUAR	4	0	0	0	4
JAGUAR LAND ROVE	3	0	0	0	3
JEEP	3	0	0	0	3
KIA	7	0	0	0	7
LAND ROVER	12	0	0	0	12
LINCOLN	2	0	0	0	2
MAN	0	0	0	8	8
MERCEDES-BENZ	18	3	7	6	34
MINI	1	0	0	0	1
MITSUBISHI	15	0	0	0	15
NISSAN	10	0	3	0	13
OPEL	2	0	2	0	4
PEUGEOT	1	0	2	0	3
RENAULT	1	0	6	0	7
SCANIA	0	0	0	10	10
SKODA	11	0	0	0	11
SUZUKI	2	0	0	0	2
TOYOTA	12	0	3	0	15
VOLKSWAGEN	6	0	5	0	11
VOLKSWAGEN MAN	0	0	0	1	1
VOLVO	28	0	0	5	33
<b>Alls</b>	<b>176</b>	<b>4</b>	<b>48</b>	<b>40</b>	<b>268</b>
	Létt bifhjól	Pung bifhjól	Torfæruhjól	Vélsleðar	Alls
BMW	0	2	0	0	2
HARLEY DAVIDSON	0	3	0	0	3
HONDA	1	2	0	0	3
PIAGGIO	0	1	0	0	1
POLARIS	0	0	1	0	1
SKI-DOO	0	0	0	1	1
YAMAHA	0	2	0	0	2
<b>Alls</b>	<b>1</b>	<b>10</b>	<b>1</b>	<b>1</b>	<b>13</b>
	Dráttarvélar	Eftirvagnar	Ferðavagnar	Alls	
AGADOS	0	1	0	1	
BORO	0	1	0	1	
BRINKMANN	0	1	0	1	
CASE IH	1	0	0	1	
EDUARD	0	1	0	1	
EKERI	0	1	0	1	
FLIEGL	0	1	0	1	
HOBBY	0	0	1	1	
JCB	1	0	0	1	

	Dráttarvélar	Eftirvagnar	Ferðavagnar	Alls
KOEGEL	0	1	0	1
MASSEY FERGUSON	1	0	0	1
OBERMAIER	0	1	0	1
PACTON	0	1	0	1
SCHMITZ	0	2	0	2
TRAILOR	0	1	0	1
VAN HOOL	0	1	0	1
<b>Alls</b>	<b>3</b>	<b>13</b>	<b>1</b>	<b>17</b>



### Nýskráning notaðra ökutækja eftir orkugjafa

Dagsetning: 1.3.2018 - 31.3.2018



**Fólksbifreiðar**

	Bensín	Bensín /Raf.ten/Rafmag	Bensín	Dísel	Rafm.	Dísel /Raf.ten	Alls
AUDI	1	0	0	7	0	0	<b>8</b>
BMW	1	5	0	5	0	0	<b>11</b>
CITROEN	0	0	0	1	0	0	<b>1</b>
DODGE	2	0	0	0	0	0	<b>2</b>
FISKER	0	2	0	0	0	0	<b>2</b>
FORD	1	0	0	2	0	0	<b>3</b>
GAZ	1	0	0	0	0	0	<b>1</b>
HONDA	1	0	0	0	0	0	<b>1</b>
HYUNDAI	0	0	0	9	0	0	<b>9</b>
JAGUAR	0	0	0	4	0	0	<b>4</b>
JAGUAR LAND ROV	0	0	0	3	0	0	<b>3</b>
JEEP	0	0	0	3	0	0	<b>3</b>
KIA	0	1	0	6	0	0	<b>7</b>
LAND ROVER	0	0	0	12	0	0	<b>12</b>
LINCOLN	2	0	0	0	0	0	<b>2</b>
MERCEDES-BENZ	5	7	0	6	0	0	<b>18</b>
MINI	0	1	0	0	0	0	<b>1</b>
MITSUBISHI	0	14	0	1	0	0	<b>15</b>
NISSAN	1	0	0	3	6	0	<b>10</b>
OPEL	0	0	0	2	0	0	<b>2</b>
PEUGEOT	0	0	0	1	0	0	<b>1</b>
RENAULT	0	0	0	1	0	0	<b>1</b>
SKODA	1	0	0	10	0	0	<b>11</b>
SUZUKI	1	0	0	1	0	0	<b>2</b>
TOYOTA	3	0	8	1	0	0	<b>12</b>
VOLKSWAGEN	1	1	0	4	0	0	<b>6</b>
VOLVO	0	25	0	1	0	2	<b>28</b>
<b>Alls</b>	<b>21</b>	<b>56</b>	<b>8</b>	<b>83</b>	<b>6</b>	<b>2</b>	<b>176</b>

**Hópbifreiðar**

	Dísel	Alls
FORD	1	<b>1</b>
MERCEDES-BENZ	3	<b>3</b>
<b>Alls</b>	<b>4</b>	<b>4</b>

**Sendibifreiðar**

	Bensín	Dísel	Alls
CITROEN	0	2	<b>2</b>
FIAT	0	1	<b>1</b>
FORD	1	16	<b>17</b>
MERCEDES-BENZ	0	7	<b>7</b>
NISSAN	0	3	<b>3</b>
OPEL	0	2	<b>2</b>
PEUGEOT	0	2	<b>2</b>
RENAULT	0	6	<b>6</b>
TOYOTA	0	3	<b>3</b>
VOLKSWAGEN	0	5	<b>5</b>
<b>Alls</b>	<b>1</b>	<b>47</b>	<b>48</b>

**Vörubifreiðar**

	Dísel	Alls
CHEVROLET	1	1
DODGE	4	4
FORD	3	3
GMC	1	1
IVECO	1	1
MAN	8	8
MERCEDES-BENZ	6	6
SCANIA	10	10
VOLKSWAGEN MAN	1	1
VOLVO	5	5
<b>Alls</b>	<b>40</b>	<b>40</b>

**Létt bifhjól**

	Bensín	Alls
HONDA	1	1
<b>Alls</b>	<b>1</b>	<b>1</b>

**Þung bifhjól**

	Bensín	Alls
BMW	2	2
HARLEY DAVIDSON	3	3
HONDA	2	2
PIAGGIO	1	1
YAMAHA	2	2
<b>Alls</b>	<b>10</b>	<b>10</b>

**Torfæruhjól**

	Bensín	Alls
POLARIS	1	1
<b>Alls</b>	<b>1</b>	<b>1</b>

**Vélsleðar**

	Bensín	Alls
SKI-DOO	1	1
<b>Alls</b>	<b>1</b>	<b>1</b>

**Dráttarvélar**

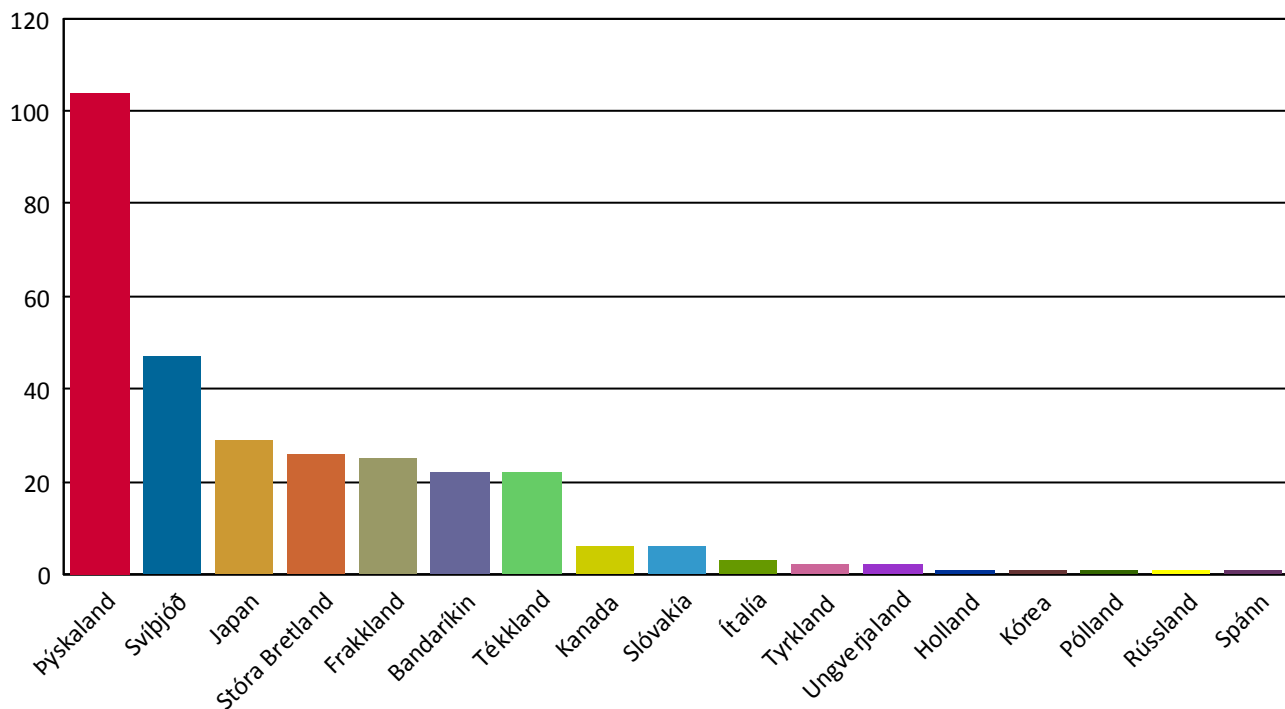
	Dísel	Alls
CASE IH	1	1
JCB	1	1
MASSEY FERGUSON	1	1
<b>Alls</b>	<b>3</b>	<b>3</b>



## Nýskráning notaðra ökutækja eftir framleiðslulöndum

Tímabil: 1.3.2018 - 31.3.2018

## Topp 20



	Fólksbifreiðar	Hópbifreiðar	Sendibifreiðar	Vörubifreiðar	Alls
Bandaríkin	10	0	1	5	16
Frakkland	10	0	13	0	23
Ítalía	0	0	1	1	2
Japan	23	0	3	0	26
Kanada	1	0	0	4	5
Kórea	1	0	0	0	1
Rússland	1	0	0	0	1
Slóvakía	6	0	0	0	6
Stóra Bretland	24	0	0	0	24
Svíþjóð	29	0	0	15	44
Tékkland	21	0	0	0	21
Tyrkland	2	0	0	0	2
Ungverjaland	2	0	0	0	2
Þýskaland	46	4	30	15	95
<b>Alls</b>	<b>176</b>	<b>4</b>	<b>48</b>	<b>40</b>	<b>268</b>

	Létt bifhjól	Þung bifhjól	Torfæruhjól	Vélsleðar	Alls
Bandaríkin	0	4	1	0	5
Ítalía	0	1	0	0	1
Japan	1	2	0	0	3
Kanada	0	0	0	1	1
Spánn	0	1	0	0	1
Þýskaland	0	2	0	0	2
<b>Alls</b>	<b>1</b>	<b>10</b>	<b>1</b>	<b>1</b>	<b>13</b>

	Dráttarvélar	Eftirvagnar	Ferðavagnar	Alls
Frakkland	1	1	0	2
Holland	0	1	0	1
Pólland	0	1	0	1
Stóra Bretland	2	0	0	2
Svíþjóð	0	3	0	3
Tékkland	0	1	0	1

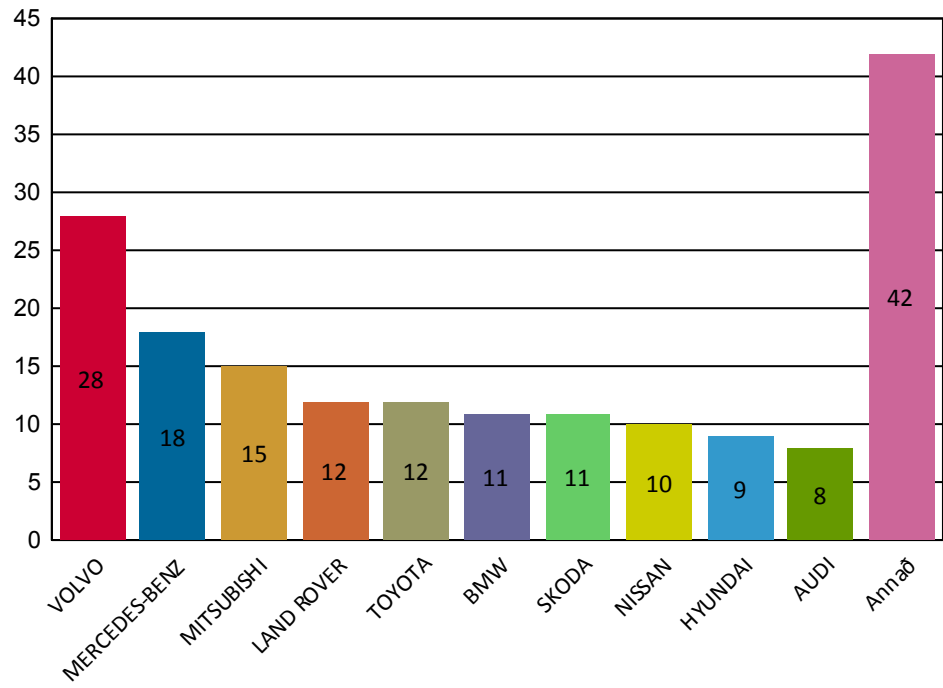
	<b>Dráttarvélar</b>	<b>Eftirvagnar</b>	<b>Ferðavagnar</b>	<b>Alls</b>
Þýskaland	0	6	1	7
<b>Alls</b>	<b>3</b>	<b>13</b>	<b>1</b>	<b>17</b>

## Nýskráning notaðra ökutækja - Topp 10 fólksbifreiðar

Tímabil: 1.3.2018 - 31.3.2018

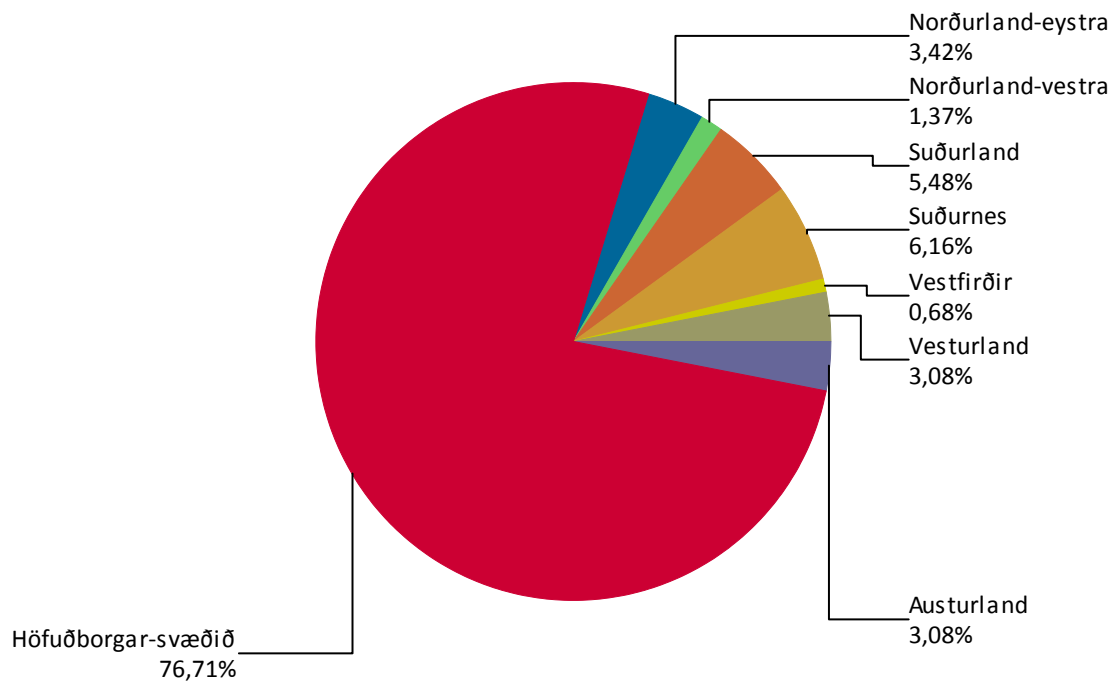
## Topp 10

Fólksbifreiðar	
VOLVO	28
MERCEDES-BENZ	18
MITSUBISHI	15
LAND ROVER	12
TOYOTA	12
BMW	11
SKODA	11
NISSAN	10
HYUNDAI	9
AUDI	8



## Nýskráning notaðra ökutækja eftir landshlutum

Dagsetning: 1.3.2018 - 31.3.2018



	Höfuðborgar-svæðið	Suðurnes	Vesturland	Vestfirðir	Norðurland-vestra	Norðurland-eystra	Austurland	Suðurland	Alls
Fólksbifreiðar	141	14	4	0	0	5	4	6	174
Hópbifreiðar	4	0	0	0	0	0	0	0	4
Sendibifreiðar	40	0	1	0	1	1	0	1	44
Vörubifreiðar	21	3	3	2	1	2	3	5	40
Létt bifhjól	1	0	0	0	0	0	0	0	1
Þung bifhjól	10	0	0	0	0	0	0	0	10
Torfæruhjól	1	0	0	0	0	0	0	0	1
Vélsleðar	0	0	0	0	0	0	1	0	1
Dráttarvélar	0	0	0	0	2	1	0	0	3
Eftirvagnar	6	0	1	0	0	1	1	3	12
Ferðavagnar	0	1	0	0	0	0	0	0	1
<b>Alls</b>	<b>224</b>	<b>18</b>	<b>9</b>	<b>2</b>	<b>4</b>	<b>10</b>	<b>9</b>	<b>15</b>	<b>291</b>

	Höfuðborgar-svæðið	Suðurnes	Vesturland	Vestfirðir	Norðurland-vestra	Norðurland-eystra	Austurland	Suðurland	Alls
AGADOS	1	0	0	0	0	0	0	0	1
AUDI	5	2	1	0	0	0	0	0	8
BMW	12	1	0	0	0	0	0	0	13
BORO	1	0	0	0	0	0	0	0	1
BRINKMANN	1	0	0	0	0	0	0	0	1
CASE IH	0	0	0	0	1	0	0	0	1
CHEVROLET	0	0	0	0	0	0	1	0	1
CITROEN	3	0	0	0	0	0	0	0	3
DODGE	4	0	0	0	0	1	0	1	6
EDUARD	0	0	0	0	0	0	1	0	1
EKERI	0	0	1	0	0	0	0	0	1
FIAT	1	0	0	0	0	0	0	0	1
FISKER	2	0	0	0	0	0	0	0	2
FLIEGL	1	0	0	0	0	0	0	0	1
FORD	20	0	1	0	0	0	0	0	21



	Höfuðborgar -svæðið	Suðurnes	Vesturland	Vestfirðir	Norðurland- vestra	Norðurland- eystra	Austurland	Suðurland	Alls
GMC	0	0	0	0	1	0	0	0	1
HARLEY DAVIDSON	3	0	0	0	0	0	0	0	3
HOBBY	0	1	0	0	0	0	0	0	1
HONDA	4	0	0	0	0	0	0	0	4
HYUNDAI	9	0	0	0	0	0	0	0	9
IVECO	1	0	0	0	0	0	0	0	1
JAGUAR	2	2	0	0	0	0	0	0	4
JAGUAR LAND ROVER L	3	0	0	0	0	0	0	0	3
JCB	0	0	0	0	1	0	0	0	1
JEEP	3	0	0	0	0	0	0	0	3
JOHN DEERE	0	0	0	0	0	0	0	1	1
KIA	5	0	0	0	0	0	1	0	6
LAND ROVER	10	1	0	0	0	1	0	0	12
LINCOLN	2	0	0	0	0	0	0	0	2
MAN	4	0	2	1	0	0	1	0	8
MASSEY FERGUSON	0	0	0	0	0	1	0	0	1
MERCEDES-BENZ	28	0	1	0	0	1	2	1	33
MINI	1	0	0	0	0	0	0	0	1
MITSUBISHI	15	0	0	0	0	0	0	0	15
NISSAN	10	1	0	0	0	0	1	1	13
OBERMAIER	1	0	0	0	0	0	0	0	1
OPEL	1	1	1	0	1	0	0	0	4
PACTON	0	0	0	0	0	0	0	1	1
PEUGEOT	3	0	0	0	0	0	0	0	3
PIAGGIO	1	0	0	0	0	0	0	0	1
POLARIS	1	0	0	0	0	0	0	0	1
RENAULT	7	0	0	0	0	0	0	0	7
SCANIA	5	1	0	0	0	0	0	4	10
SCHMITZ	1	0	0	0	0	0	0	1	2
SKI-DOO	0	0	0	0	0	0	1	0	1
SKODA	11	0	0	0	0	0	0	0	11
SUZUKI	1	0	0	0	0	0	0	1	2
TOYOTA	10	4	1	0	0	0	0	0	15
TRAILOR	0	0	0	0	0	0	0	1	1
VAN HOOL	0	0	0	0	0	1	0	0	1
VOLKSWAGEN	10	0	0	0	0	1	0	0	11
VOLKSWAGEN MAN	1	0	0	0	0	0	0	0	1
VOLVO	18	4	1	1	0	4	1	4	33
YAMAHA	2	0	0	0	0	0	0	0	2
<b>Alls</b>	<b>224</b>	<b>18</b>	<b>9</b>	<b>2</b>	<b>4</b>	<b>10</b>	<b>9</b>	<b>16</b>	<b>292</b>