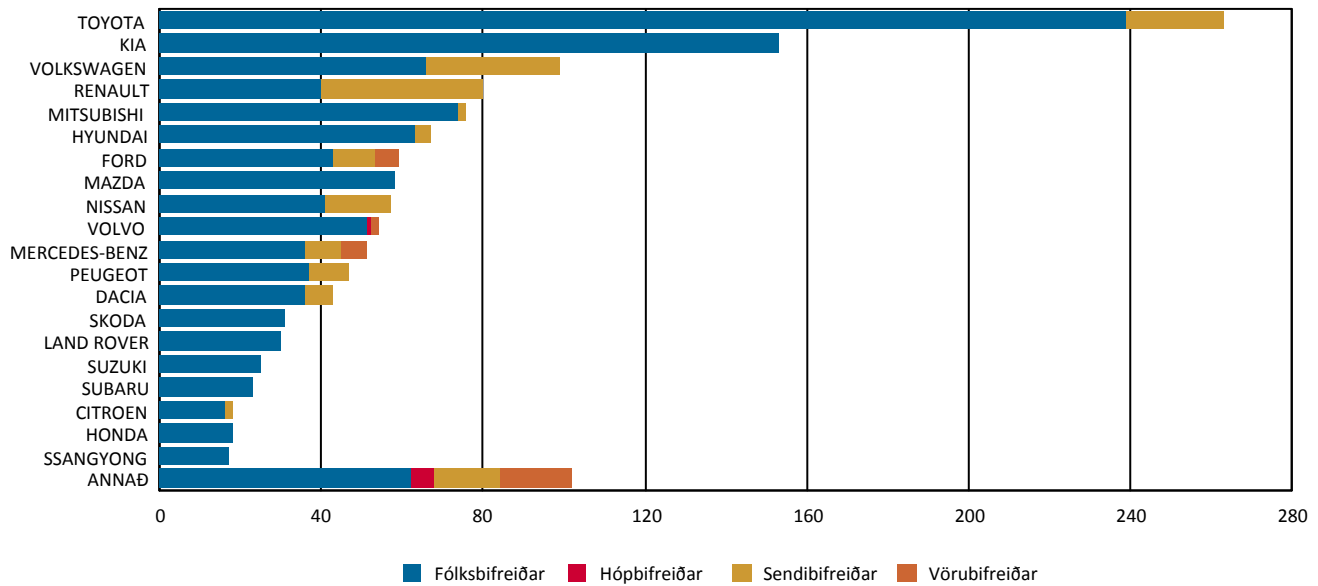


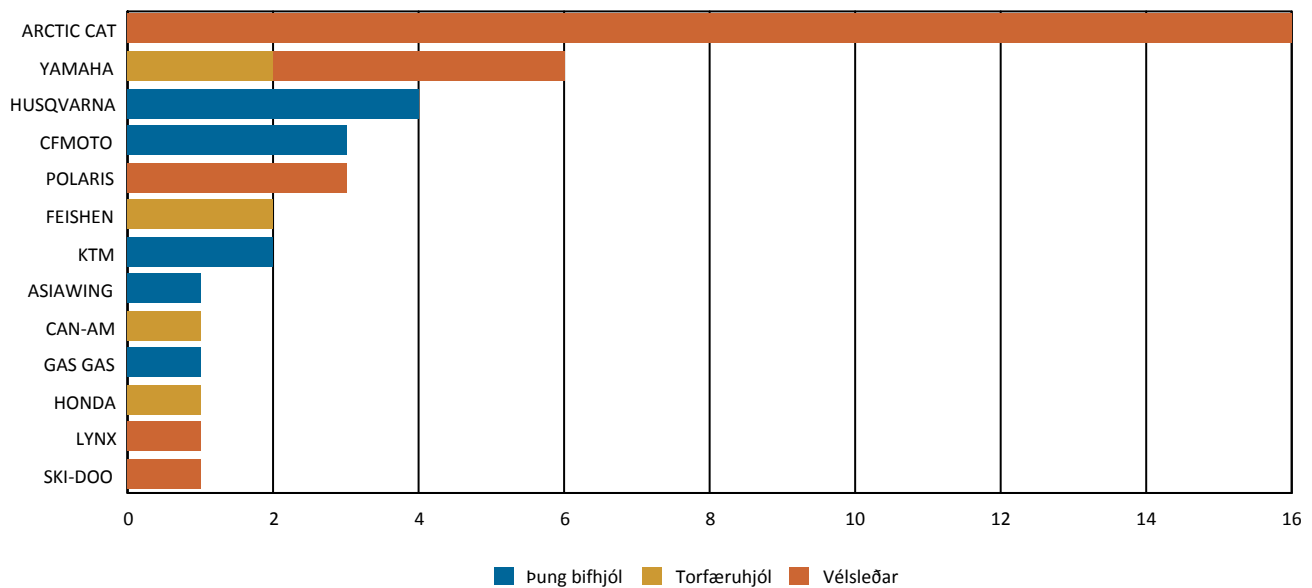
Nýskráning nýrra ökutæki eftir tegund

Tímabil: 1.2.2018 - 28.2.2018

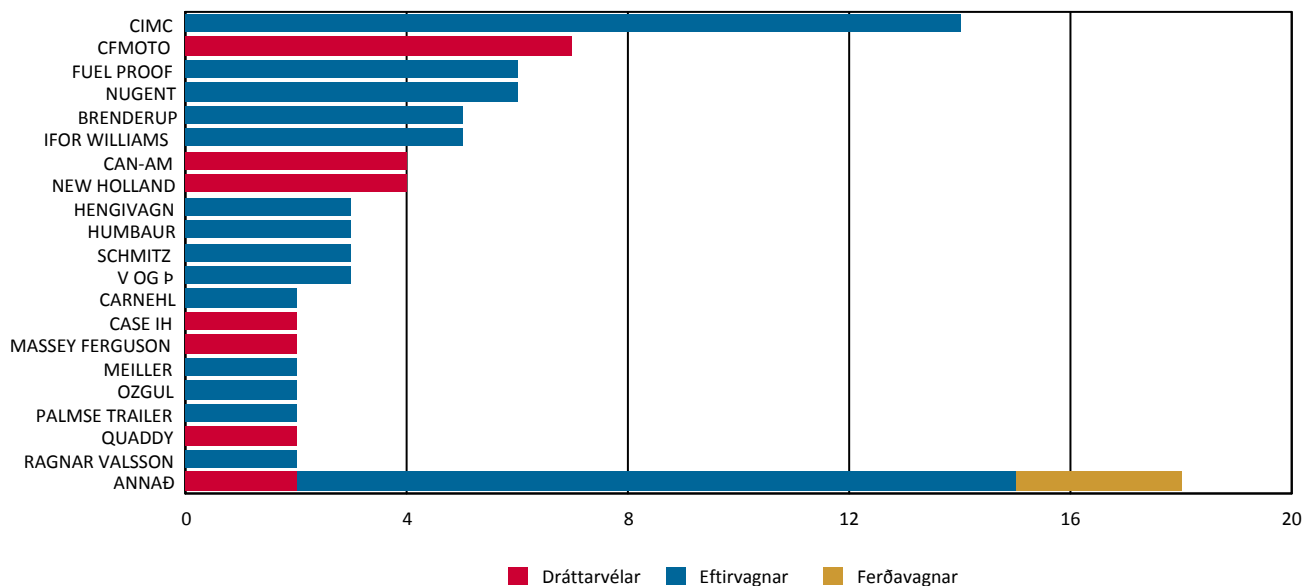
Topp 20



Topp 20



Topp 20



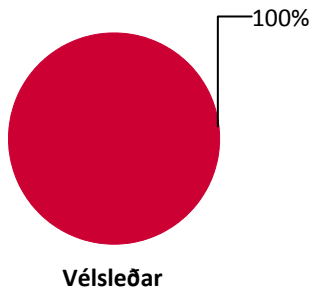
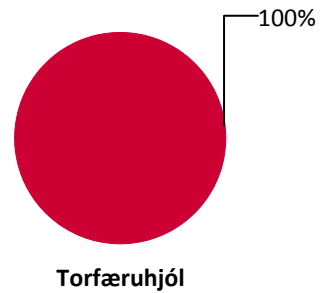

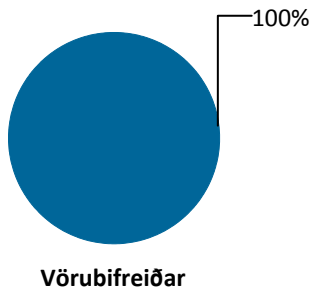
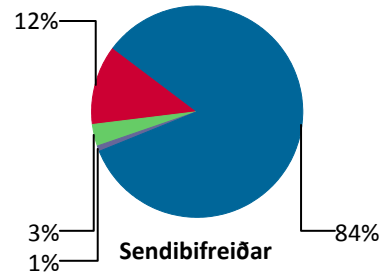
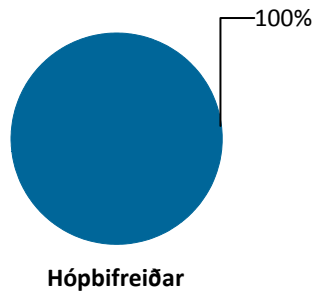
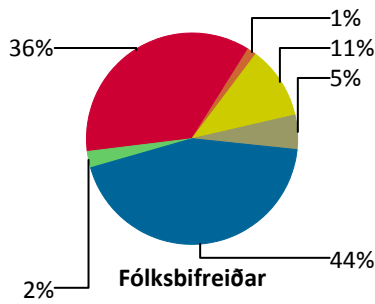
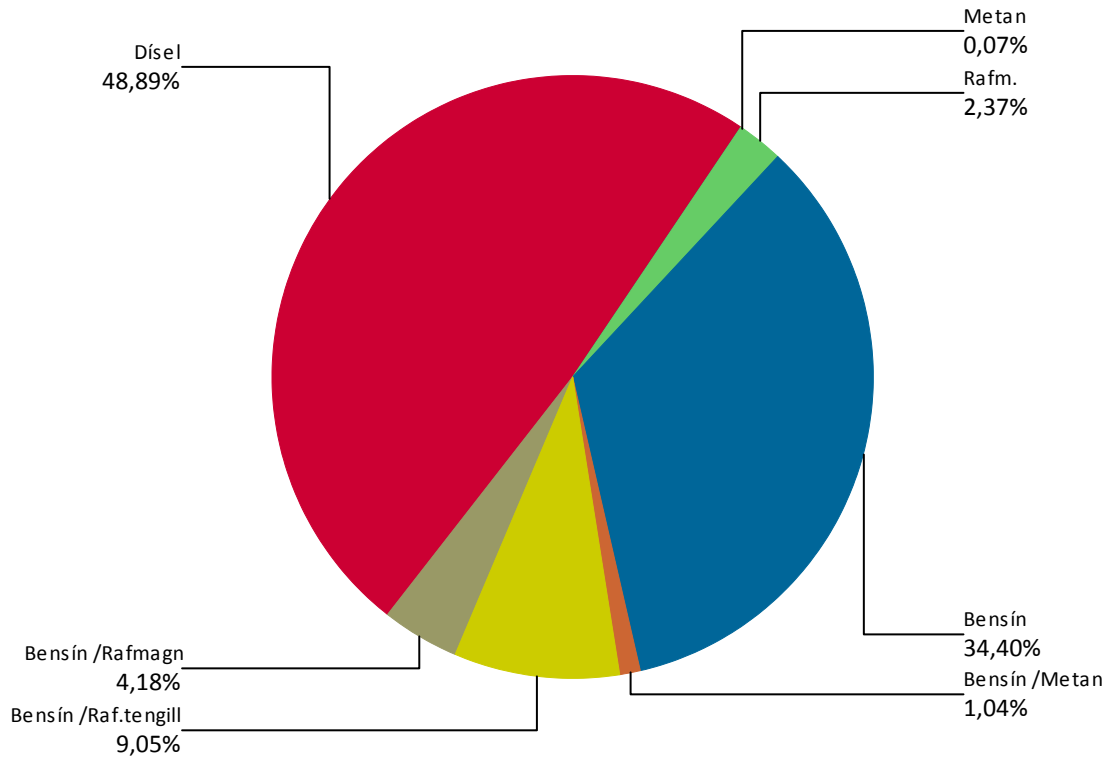
	Fólksbifreiðar	Hópbifreiðar	Sendibifreiðar	Vörubifreiðar	Alls
AUDI	11	0	0	0	11
BMW	12	0	0	0	12
BMW I	1	0	0	0	1
CATERPILLAR	0	0	0	2	2
CITROEN	16	0	2	0	18
DACIA	36	0	7	0	43
DODGE	0	0	0	7	7
FIAT	7	0	6	0	13
FORD	43	0	10	6	59
HONDA	18	0	0	0	18
HYUNDAI	63	0	4	0	67
ISUZU	0	0	5	0	5
IVECO	0	6	1	0	7
JAGUAR	1	0	0	0	1
JEEP	6	0	0	0	6
KIA	153	0	0	0	153
LAND ROVER	30	0	0	0	30
LEXUS	4	0	0	0	4
MAN	0	0	0	8	8
MAZDA	58	0	0	0	58
MERCEDES-BENZ	36	0	9	6	51
MINI	1	0	0	0	1
MITSUBISHI	74	0	2	0	76
NISSAN	41	0	16	0	57
OPEL	12	0	4	0	16
PEUGEOT	37	0	10	0	47
PORSCHE	7	0	0	0	7
RENAULT	40	0	40	0	80
SCANIA	0	0	0	1	1
SKODA	31	0	0	0	31
SSANGYONG	17	0	0	0	17
SUBARU	23	0	0	0	23
SUZUKI	25	0	0	0	25
TOYOTA	239	0	24	0	263
VOLKSWAGEN	66	0	33	0	99
VOLVO	51	1	0	2	54
Alls	1.159	7	173	32	1.371

	Pung bifhjól	Torfæruhjól	Vélsleðar	Alls
ARCTIC CAT	0	0	16	16
ASIAWING	1	0	0	1
CAN-AM	0	1	0	1
CFMOTO	3	0	0	3
FEISHEN	0	2	0	2
GAS GAS	1	0	0	1
HONDA	0	1	0	1
HUSQVARNA	4	0	0	4
KTM	2	0	0	2
LYNX	0	0	1	1
POLARIS	0	0	3	3
SKI-DOO	0	0	1	1
YAMAHA	0	2	4	6
Alls	11	6	25	42

	Dráttarvélar	Eftirvagnar	Ferðavagnar	Alls
ACKERMANN	0	1	0	1
BRENDERUP	0	5	0	5
CAN-AM	4	0	0	4
CARNEHL	0	2	0	2
CASE IH	2	0	0	2
CFMOTO	7	0	0	7
CIMC	0	14	0	14
EDUARD	0	1	0	1
EFTIRVAGN	0	1	0	1
FAG	0	1	0	1
FUEL PROOF	0	6	0	6
GURLESENYIL	0	1	0	1
HENGIVAGN	0	3	0	3
HOBBY	0	0	1	1
HUMBAUR	0	3	0	3
IFOR WILLIAMS	0	5	0	5
INDESPENSION	0	1	0	1
KANE	0	1	0	1
LMC	0	0	1	1
MASSEY FERGUSON	2	0	0	2
MC CAULEY	0	1	0	1
MEILLER	0	2	0	2
NEW HOLLAND	4	0	0	4
NUGENT	0	6	0	6
OZGUL	0	2	0	2
PALMSE TRAILER	0	2	0	2
QUADDY	2	0	0	2
RAGNAR VALSSON	0	2	0	2
SCHMITZ	0	3	0	3
STEMA	0	1	0	1
SWIFT	0	0	1	1
UNSINN	0	2	0	2
V OG P	0	3	0	3
VALTRA	2	0	0	2
VARIANT	0	1	0	1
WECKMAN	0	1	0	1
Alls	23	71	3	97

Nýskráning nýrra ökutækja eftir orkugjafa

Dagsetning: 1.2.2018 - 28.2.2018



Fólksbifreiðar

	Bensín	Bensín	Bensín	Bensín	Dísel	Rafm.	Alls
	/Metan /Raf.ten/Rafmag						
AUDI	1	0	1	0	9	0	11
BMW	0	0	6	0	6	0	12
BMW I	0	0	0	0	0	1	1
CITROEN	5	0	0	0	11	0	16
DACIA	0	0	0	0	36	0	36
FIAT	5	0	0	0	2	0	7
FORD	33	0	0	0	10	0	43
HONDA	14	0	0	0	4	0	18
HYUNDAI	37	0	1	0	25	0	63
JAGUAR	0	0	0	0	1	0	1
JEEP	2	0	0	0	4	0	6
KIA	43	0	13	1	93	3	153
LAND ROVER	0	0	0	0	30	0	30
LEXUS	0	0	0	4	0	0	4
MAZDA	48	0	0	0	10	0	58
MERCEDES-BENZ	2	0	10	0	24	0	36
MINI	0	0	1	0	0	0	1
MITSUBISHI	4	0	61	0	9	0	74
NISSAN	10	0	0	0	29	2	41
OPEL	11	0	0	0	1	0	12
PEUGEOT	21	0	0	0	16	0	37
PORSCHE	1	0	1	0	5	0	7
RENAULT	12	0	0	0	22	6	40
SKODA	5	9	0	0	17	0	31
SSANGYONG	0	0	0	0	17	0	17
SUBARU	10	0	0	0	13	0	23
SUZUKI	22	0	0	2	1	0	25
TOYOTA	114	0	0	53	72	0	239
VOLKSWAGEN	16	6	15	0	13	16	66
VOLVO	0	0	21	0	30	0	51
Alls	416	15	130	60	510	28	1.159

Hópbifreiðar

	Dísel	Alls
IVECO	6	6
VOLVO	1	1
Alls	7	7

Sendibifreiðar

	Bensín	Dísel	Metan	Rafm.	Alls
CITROEN	0	2	0	0	2
DACIA	0	7	0	0	7
FIAT	3	3	0	0	6
FORD	2	8	0	0	10
HYUNDAI	4	0	0	0	4
ISUZU	0	5	0	0	5
IVECO	0	0	0	1	1
MERCEDES-BENZ	0	9	0	0	9
MITSUBISHI	0	2	0	0	2

	Bensín	Dísel	Metan	Rafm.	Alls
NISSAN	0	12	0	4	16
OPEL	0	4	0	0	4
PEUGEOT	2	8	0	0	10
RENAULT	3	36	0	1	40
TOYOTA	0	24	0	0	24
VOLKSWAGEN	7	25	1	0	33
Alls	21	145	1	6	173

Vörubifreiðar

	Dísel	Alls
CATERPILLAR	2	2
DODGE	7	7
FORD	6	6
MAN	8	8
MERCEDES-BENZ	6	6
SCANIA	1	1
VOLVO	2	2
Alls	32	32

Þung bifhjól

	Bensín	Alls
ASIAWING	1	1
CFMOTO	3	3
GAS GAS	1	1
HUSQVARNA	4	4
KTM	2	2
Alls	11	11

Torfæruhjól

	Bensín	Alls
CAN-AM	1	1
FEISHEN	2	2
HONDA	1	1
YAMAHA	2	2
Alls	6	6

Vélsleðar

	Bensín	Alls
ARCTIC CAT	16	16
LYNX	1	1
POLARIS	3	3
SKI-DOO	1	1
YAMAHA	4	4
Alls	25	25

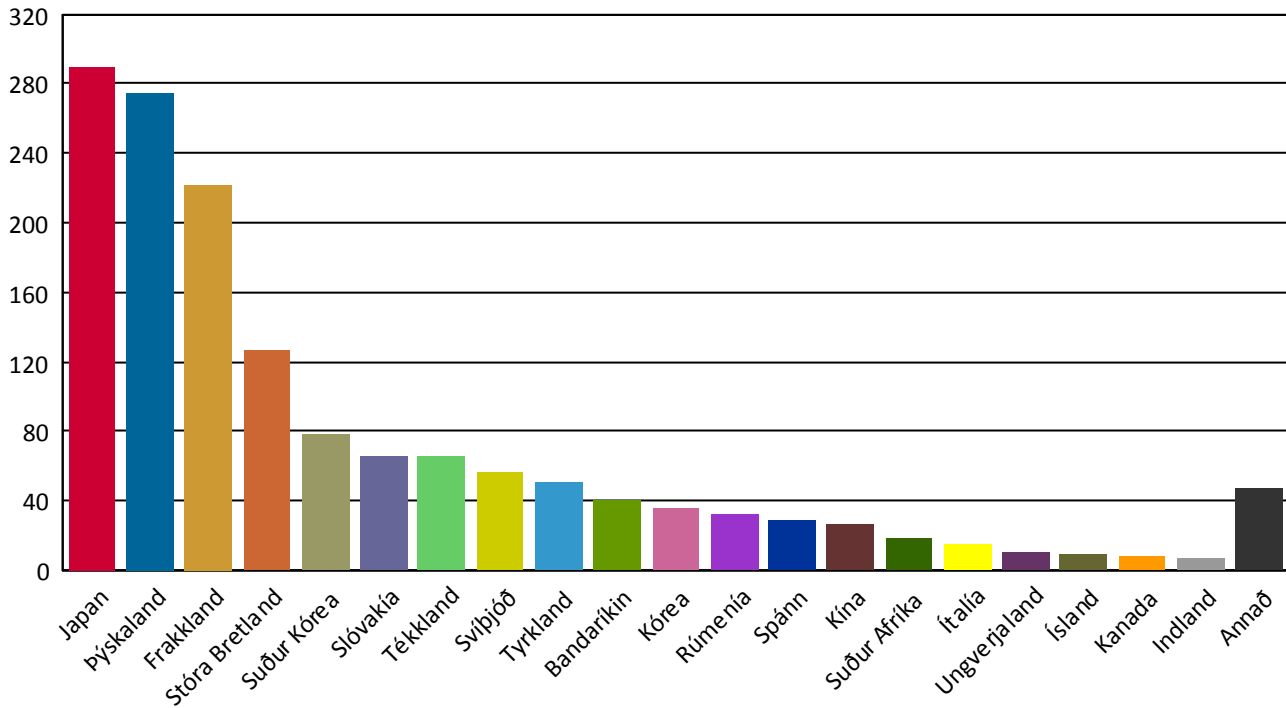
Dráttarvélar

	Bensín	Dísel	Alls
CAN-AM	4	0	4
CASE IH	0	2	2
CFMOTO	7	0	7
MASSEY FERGUSON	0	2	2
NEW HOLLAND	2	2	4
QUADDY	2	0	2
VALTRA	0	2	2
Alls	15	8	23

Nýskráning nýrra ökutækja eftir framleiðslulöndum

Tímabil: 1.2.2018 - 28.2.2018

Topp 20



	Fólksbifreiðar	Hópbifreiðar	Sendibifreiðar	Vörubifreiðar	Alls
Afganistan	2	0	1	0	3
Bandaríkin	11	0	0	8	19
Belgía	1	0	4	0	5
Frakkland	161	6	53	0	220
Indland	6	0	1	0	7
Ítalía	7	0	6	0	13
Japan	287	0	1	0	288
Kanada	0	0	0	7	7
Kórea	36	0	0	0	36
Rúmenía	26	0	6	0	32
Sílovakía	66	0	0	0	66
Spánn	12	0	16	0	28
Stóra Bretland	103	0	0	0	103
Suður Afríka	0	0	19	0	19
Suður Kórea	78	0	0	0	78
Svíþjóð	51	1	0	3	55
Taíland	0	0	7	0	7
Tékkland	66	0	0	0	66
Tyrkland	46	0	4	0	50
Ungverjaland	10	0	0	0	10
Pýskalaland	190	0	55	14	259
Alls	1.159	7	173	32	1.371

	Pung bifhjól	Torfæruhjól	Vélsleðar	Alls
Austurríki	6	0	0	6
Bandaríkin	0	2	19	21
Finnland	0	0	1	1
Japan	0	1	1	2
Kanada	0	0	1	1
Kína	4	2	0	6
Mexíkó	0	1	0	1

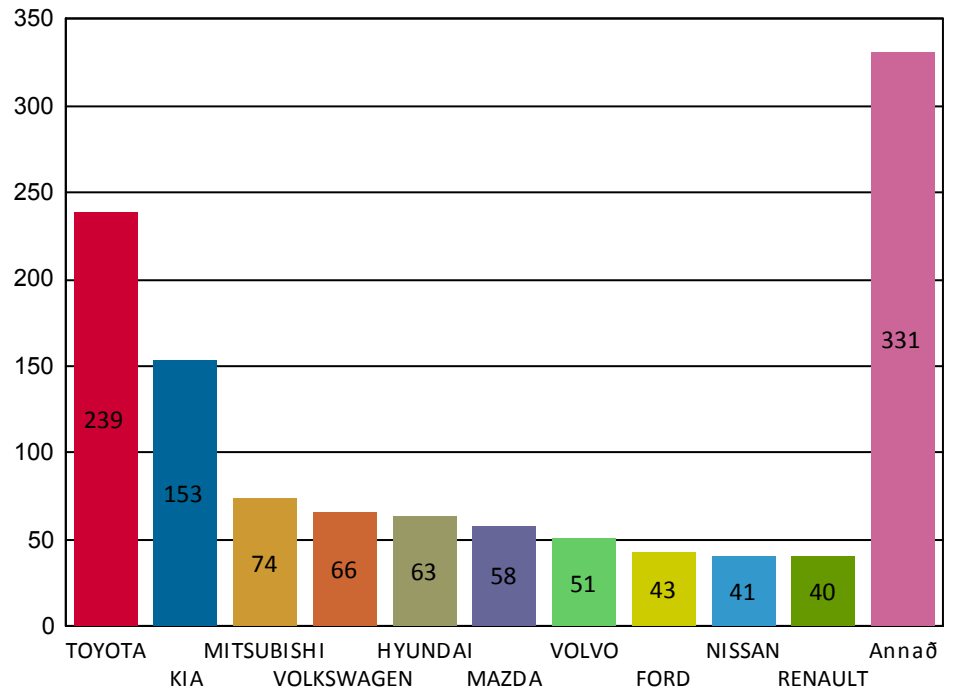
	pung bifhjól	Torfæruhjól	Vélsleðar	Alls
Spánn	1	0	0	1
Stóra Bretland	0	0	3	3
Alls	11	6	25	42
	Dráttarvélar	Eftirvagnar	Ferðavagnar	Alls
Danmörk	0	6	0	6
Finnland	2	3	0	5
Frakkland	2	0	0	2
Holland	4	0	1	5
Írland	0	1	0	1
Ísland	0	9	0	9
Ítalía	2	0	0	2
Kína	7	14	0	21
Luxemburg	1	0	0	1
Mexíkó	4	0	0	4
Óþekkt land	0	2	0	2
Stóra Bretland	1	19	1	21
Svíþjóð	0	1	0	1
Tyrkland	0	1	0	1
Þýskaland	0	15	1	16
Alls	23	71	3	97

Nýskráning nýrra ökutækja - Topp 10 fólksbifreiðar

Tímabil: 1.2.2018 - 28.2.2018

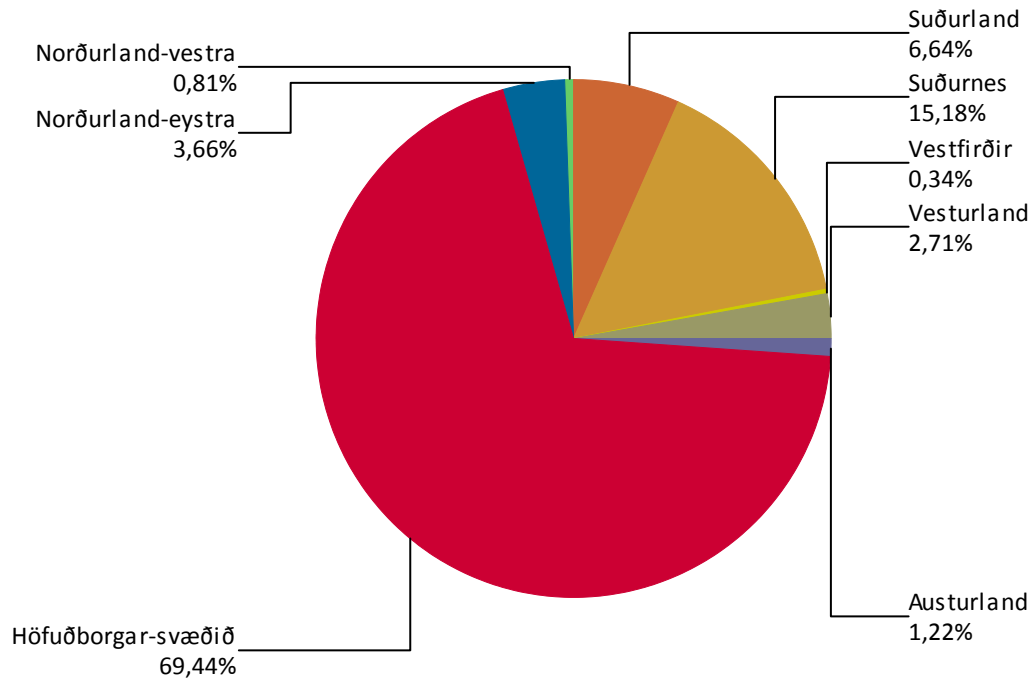
Topp 10

Fólksbifreiðar	
TOYOTA	239
KIA	153
MITSUBISHI	74
VOLKSWAGEN	66
HYUNDAI	63
MAZDA	58
VOLVO	51
FORD	43
NISSAN	41
RENAULT	40



Nýskráning nýrra ökutækja eftir landshlutum

Dagsetning: 1.2.2018 - 28.2.2018



	Höfuðborgar -svæðið	Suðurnes	Vesturland	Vestfirðir	Norðurland- vestra	Norðurland- eystra	Austurland	Suðurland	Alls
Fólksbifreiðar	783	211	27	3	3	38	15	53	1.133
Hópbifreiðar	7	0	0	0	0	0	0	0	7
Sendibifreiðar	132	7	6	1	2	4	2	13	167
Vörubifreiðar	25	0	2	0	1	1	0	3	32
Þung bifhjól	3	2	0	0	0	2	0	4	11
Torfæruhjól	3	0	1	0	0	1	0	1	6
Vélsleðar	9	1	0	0	0	2	1	11	24
Dráttarvélar	13	0	1	0	0	0	0	8	22
Eftirvagnar	47	3	3	1	6	6	0	5	71
Ferðavagnar	3	0	0	0	0	0	0	0	3
Alls	1.025	224	40	5	12	54	18	98	1.476

	Höfuðborgar -svæðið	Suðurnes	Vesturland	Vestfirðir	Norðurland- vestra	Norðurland- eystra	Austurland	Suðurland	Alls
ACKERMANN	1	0	0	0	0	0	0	0	1
ARCTIC CAT	4	0	0	0	0	0	0	11	15
ASIAWING	1	0	0	0	0	0	0	0	1
AUDI	8	0	1	0	0	1	0	0	10
BMW	10	1	0	0	0	0	0	1	12
BMW I	1	0	0	0	0	0	0	0	1
BRENDERUP	4	1	0	0	0	0	0	0	5
CAN-AM	4	0	0	0	0	0	0	1	5
CARNEHL	1	0	1	0	0	0	0	0	2
CASE IH	2	0	0	0	0	0	0	0	2
CATERPILLAR	2	0	0	0	0	0	0	0	2
CFMOTO	1	0	0	0	0	1	0	8	10
CIMC	14	0	0	0	0	0	0	0	14
CITROEN	17	0	0	0	0	0	1	0	18
DACIA	13	26	1	0	0	0	0	3	43
DODGE	6	0	0	0	0	0	0	1	7

Heimilt er að birta einstaka niðurstöður úr þessari skýrslu ef heimilda er getið. Ekki er heimilt að afrita skýrsluna, hvorki að hluta né í heild si

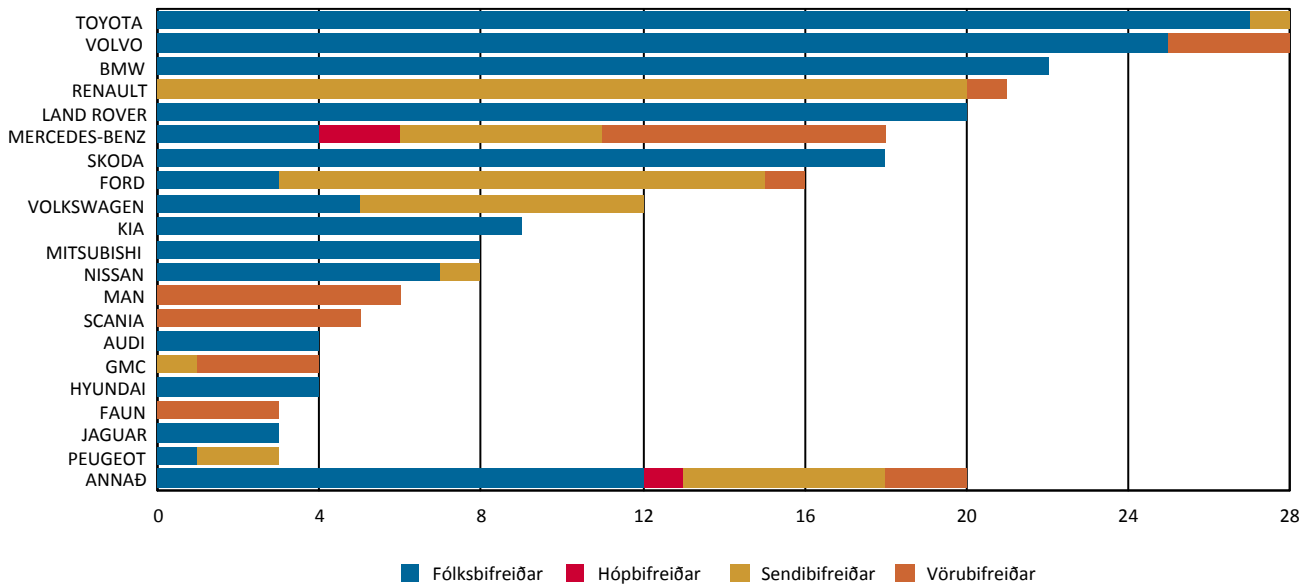
	Höfuðborgar -svæðið	Suðurnes	Vesturland	Vestfirðir	Norðurland- vestra	Norðurland- eystra	Austurland	Suðurland	Alls
EDUARD	0	0	0	0	0	0	0	1	1
EFTIRVAGN	0	0	0	0	0	1	0	0	1
FAG	1	0	0	0	0	0	0	0	1
FEISHEN	0	0	1	0	0	1	0	0	2
FIAT	12	0	1	0	0	0	0	0	13
FORD	53	0	2	1	0	1	0	2	59
FUEL PROOF	6	0	0	0	0	0	0	0	6
GAS GAS	0	1	0	0	0	0	0	0	1
GURLESENYIL	0	1	0	0	0	0	0	0	1
HENGIVAGN	1	0	0	0	0	0	0	2	3
HOBBY	1	0	0	0	0	0	0	0	1
HONDA	16	0	2	0	0	0	0	1	19
HUMBAUR	2	1	0	0	0	0	0	0	3
HUSQVARNA	1	1	0	0	0	0	0	2	4
HYUNDAI	37	18	3	0	0	2	1	5	66
IFOR WILLIAMS	4	0	0	0	0	0	0	1	5
INDESPENSION	0	0	0	1	0	0	0	0	1
ISUZU	3	0	1	0	0	1	0	0	5
IVECO	7	0	0	0	0	0	0	0	7
JAGUAR	1	0	0	0	0	0	0	0	1
JEEP	4	1	0	0	0	0	0	0	5
KANE	0	0	0	0	1	0	0	0	1
KIA	79	70	0	1	0	0	0	3	153
KTM	1	0	0	0	0	1	0	0	2
LAND ROVER	22	2	2	0	0	0	0	1	27
LEXUS	3	0	0	0	0	0	1	0	4
LMC	1	0	0	0	0	0	0	0	1
LYNX	0	0	0	0	0	1	0	0	1
MAN	7	0	0	0	0	0	0	1	8
MASSEY FERGUSON	0	0	0	0	0	0	0	1	1
MAZDA	41	6	1	1	0	5	1	3	58
MC CAULEY	0	0	1	0	0	0	0	0	1
MEILLER	2	0	0	0	0	0	0	0	2
MERCEDES-BENZ	36	5	5	0	2	1	0	2	51
MINI	0	0	0	0	0	0	0	1	1
MITSUBISHI	48	2	0	0	0	7	5	11	73
NEW HOLLAND	4	0	0	0	0	0	0	0	4
NISSAN	41	11	0	0	1	0	0	3	56
NUGENT	1	0	0	0	4	0	0	1	6
OPEL	13	2	0	0	0	0	0	1	16
OZGUL	2	0	0	0	0	0	0	0	2
PALMSE TRAILER	0	0	0	0	0	2	0	0	2
PEUGEOT	37	4	2	0	1	1	0	2	47
POLARIS	2	1	0	0	0	0	0	0	3
PORSCHE	4	0	0	0	0	0	0	0	4
QUADDY	2	0	0	0	0	0	0	0	2
RAGNAR VALSSON	1	0	1	0	0	0	0	0	2
RENAULT	63	13	1	0	0	0	0	2	79
SCANIA	0	0	1	0	0	0	0	0	1
SCHMITZ	3	0	0	0	0	0	0	0	3
SKI-DOO	1	0	0	0	0	0	0	0	1
SKODA	21	0	2	0	0	1	1	2	27
SSANGYONG	4	7	2	0	0	2	1	0	16

	Höfuðborgar -svæðið	Suðurnes	Vesturland	Vestfirðir	Norðurland- vestra	Norðurland- eystra	Austurland	Suðurland	Alls
STEMA	0	0	0	0	0	1	0	0	1
SUBARU	13	2	3	0	0	2	2	0	22
SUZUKI	20	1	1	0	0	2	0	1	25
SWIFT	1	0	0	0	0	0	0	0	1
TOYOTA	189	43	1	0	0	10	2	16	261
UNSINN	2	0	0	0	0	0	0	0	2
V OG P	1	0	0	0	1	1	0	0	3
VALTRA	0	0	1	0	0	0	0	1	2
VARIANT	0	0	0	0	0	1	0	0	1
VOLKSWAGEN	73	3	0	1	1	4	1	6	89
VOLVO	44	1	3	0	1	3	1	1	54
WECKMAN	1	0	0	0	0	0	0	0	1
YAMAHA	4	0	0	0	0	1	1	0	6
Alls	1.025	224	40	5	12	54	18	98	1.476

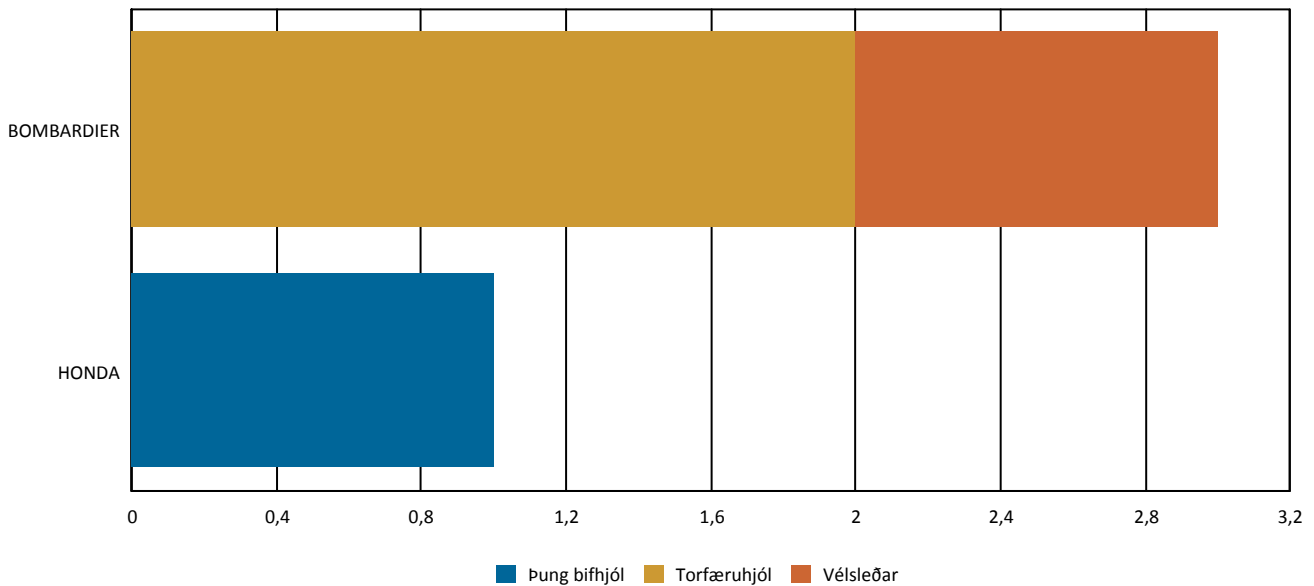
Nýskráning notaðra ökutæki eftir tegund

Tímabil: 1.2.2018 - 28.2.2018

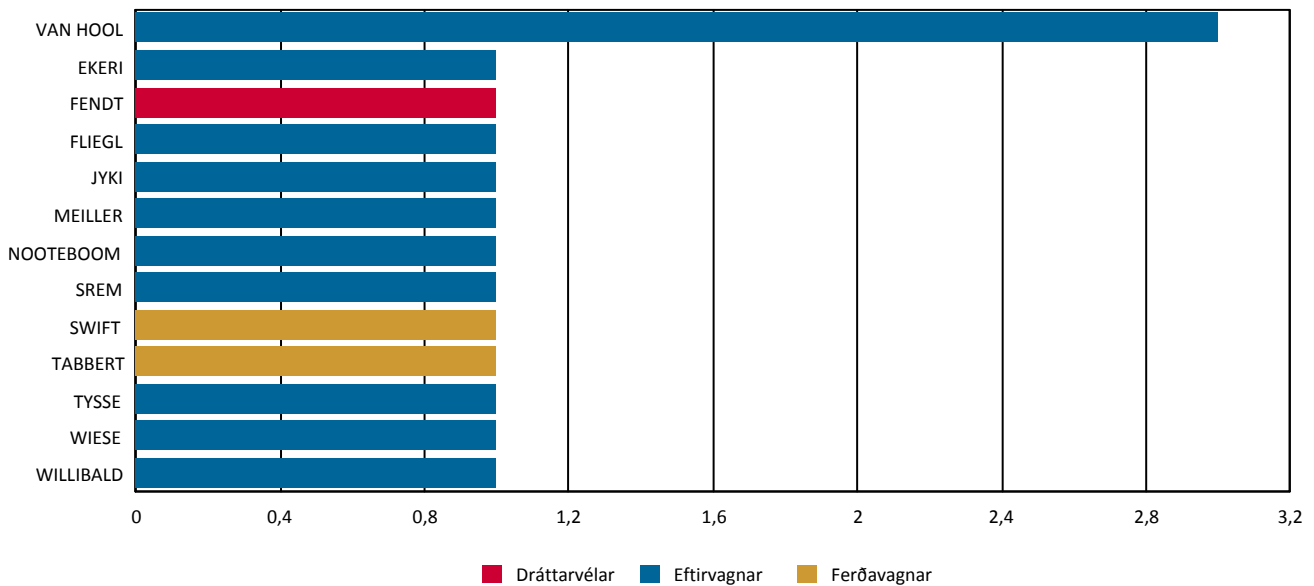
Topp 20



Topp 20



Topp 20



	Fólksbifreiðar	Hópbifreiðar	Sendibifreiðar	Vörubifreiðar	Alls
AUDI	4	0	0	0	4
BMW	22	0	0	0	22
BMW I	2	0	0	0	2
CHEVROLET	1	0	0	0	1
CITROEN	1	0	1	0	2
DACIA	1	0	0	0	1
DODGE	0	0	0	2	2
FAUN	0	0	0	3	3
FORD	3	0	12	1	16
FORD-CNG-TECHNIK	1	0	0	0	1
GMC	0	0	1	3	4
HONDA	0	0	1	0	1
HYUNDAI	4	0	0	0	4
IVECO	0	1	1	0	2
JAGUAR	3	0	0	0	3
JAGUAR LAND ROVE	1	0	0	0	1
JEEP	2	0	0	0	2
KIA	9	0	0	0	9
LAND ROVER	20	0	0	0	20
MAN	0	0	0	6	6
MAZDA	1	0	0	0	1
MERCEDES-BENZ	4	2	5	7	18
MINI	1	0	0	0	1
MITSUBISHI	8	0	0	0	8
NISSAN	7	0	1	0	8
OPEL	0	0	2	0	2
PEUGEOT	1	0	2	0	3
PORSCHE	1	0	0	0	1
RENAULT	0	0	20	1	21
SCANIA	0	0	0	5	5
SKODA	18	0	0	0	18
TOYOTA	27	0	1	0	28
VOLKSWAGEN	5	0	7	0	12
VOLVO	25	0	0	3	28
Alls	172	3	54	31	260

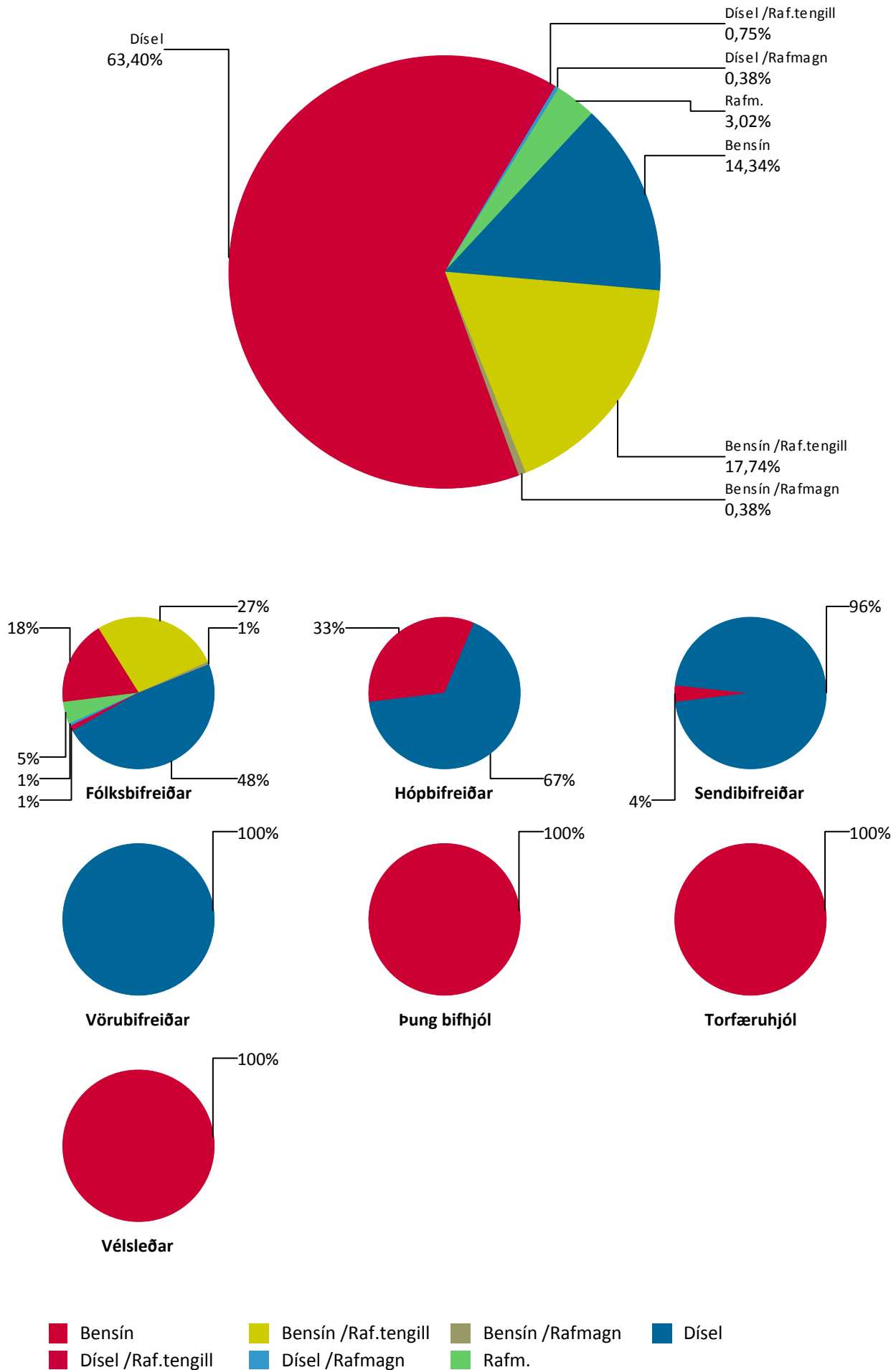
	pung bifhjól	Torfæruhjól	Vélsleðar	Alls
BOMBARDIER	0	2	1	3
HONDA	1	0	0	1
Alls	1	2	1	4

	Dráttarvélur	Eftirvagnar	Ferðavagnar	Alls
EKERI	0	1	0	1
FENDT	1	0	0	1
FLIEGL	0	1	0	1
JYKI	0	1	0	1
MEILLER	0	1	0	1
NOOTEBOOM	0	1	0	1
SREM	0	1	0	1
SWIFT	0	0	1	1
TABBERT	0	0	1	1
TYSSE	0	1	0	1
VAN HOOL	0	3	0	3
WIESE	0	1	0	1
WILLIBALD	0	1	0	1
Alls	1	12	2	15

Heimilt er að birta einstaka niðurstöður úr þessari skýrslu ef heimilda er getið. Ekki er heimilt að afrita skýrsluna, hvorki að hluta né í heild si

Nýskráning notaðra ökutækja eftir orkugjafa

Dagsetning: 1.2.2018 - 28.2.2018



Fólksbifreiðar

	Bensín	Bensín	Bensín	Dísel	Rafm.	Dísel	Dísel	Alls
	/Raf.ten/Rafmag					/Raf.ten/Rafmag		
AUDI	0	0	0	4	0	0	0	4
BMW	1	10	0	10	0	1	0	22
BMW I	0	1	0	0	1	0	0	2
CHEVROLET	0	1	0	0	0	0	0	1
CITROEN	0	0	0	1	0	0	0	1
DACIA	1	0	0	0	0	0	0	1
FORD	1	0	0	2	0	0	0	3
FORD-CNG-TECHNI	1	0	0	0	0	0	0	1
HYUNDAI	0	0	0	4	0	0	0	4
JAGUAR	0	0	0	3	0	0	0	3
JAGUAR LAND ROV	0	0	0	1	0	0	0	1
JEEP	0	0	0	2	0	0	0	2
KIA	0	3	1	4	1	0	0	9
LAND ROVER	0	0	0	20	0	0	0	20
MAZDA	0	0	0	1	0	0	0	1
MERCEDES-BENZ	0	3	0	1	0	0	0	4
MINI	0	1	0	0	0	0	0	1
MITSUBISHI	0	8	0	0	0	0	0	8
NISSAN	0	0	0	1	6	0	0	7
PEUGEOT	0	0	0	0	0	0	1	1
PORSCHE	0	1	0	0	0	0	0	1
SKODA	2	0	0	16	0	0	0	18
TOYOTA	25	0	0	2	0	0	0	27
VOLKSWAGEN	0	0	0	5	0	0	0	5
VOLVO	0	19	0	5	0	1	0	25
Alls	31	47	1	82	8	2	1	172

Hópbifreiðar

	Bensín	Dísel	Alls
IVECO	0	1	1
MERCEDES-BENZ	1	1	2
Alls	1	2	3

Sendibifreiðar

	Bensín	Dísel	Alls
CITROEN	0	1	1
FORD	1	11	12
GMC	1	0	1
HONDA	0	1	1
IVECO	0	1	1
MERCEDES-BENZ	0	5	5
NISSAN	0	1	1
OPEL	0	2	2
PEUGEOT	0	2	2
RENAULT	0	20	20
TOYOTA	0	1	1
VOLKSWAGEN	0	7	7
Alls	2	52	54

Vörubifreiðar

	Dísel	Alls
DODGE	2	2
FAUN	3	3
FORD	1	1
GMC	3	3
MAN	6	6
MERCEDES-BENZ	7	7
RENAULT	1	1
SCANIA	5	5
VOLVO	3	3
Alls	31	31

Þung bifhjól

	Bensín	Alls
HONDA	1	1
Alls	1	1

Torfæruhjól

	Bensín	Alls
BOMBARDIER	2	2
Alls	2	2

Vélsleðar

	Bensín	Alls
BOMBARDIER	1	1
Alls	1	1

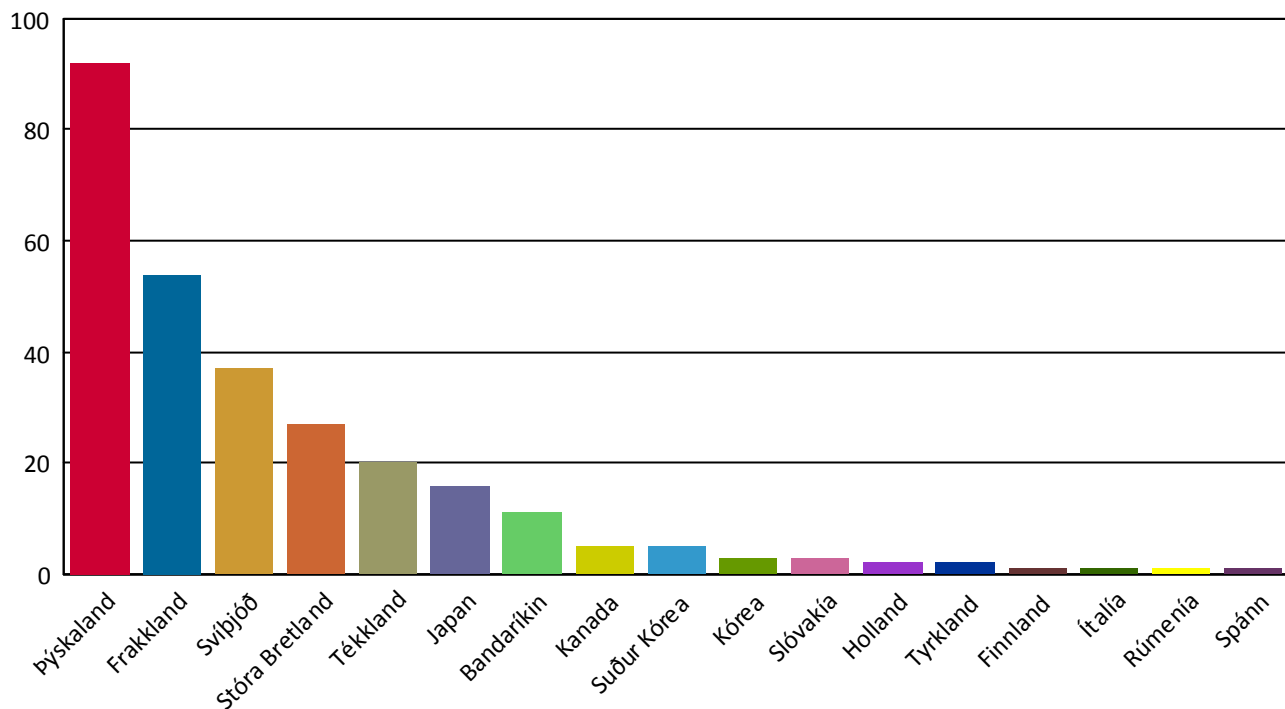
Dráttarvélar

	Dísel	Alls
FENDT	1	1
Alls	1	1

Nýskráning notaðra ökutækja eftir framleiðslulöndum

Tímabil: 1.2.2018 - 28.2.2018

Topp 20



	Fólkþingur	Hóþingur	Sendiþingur	Vörubifreiðar	Alls
Bandaríkin	5	0	2	4	11
Frakkland	27	1	23	1	52
Holland	0	0	0	1	1
Ítalía	0	0	1	0	1
Japan	13	0	2	0	15
Kanada	0	0	0	2	2
Kórea	3	0	0	0	3
Rúmenía	1	0	0	0	1
Slóvakía	3	0	0	0	3
Spánn	0	0	1	0	1
Stóra Bretland	26	0	0	0	26
Suður Kórea	5	0	0	0	5
Svíþjóð	25	0	0	7	32
Tékkland	20	0	0	0	20
Tyrkland	2	0	0	0	2
Þýskaland	42	2	25	16	85
Alls	172	3	54	31	260

	Þingur	Torfæruhjól	Vélsleðar	Alls
Japan	1	0	0	1
Kanada	0	2	1	3
Alls	1	2	1	4

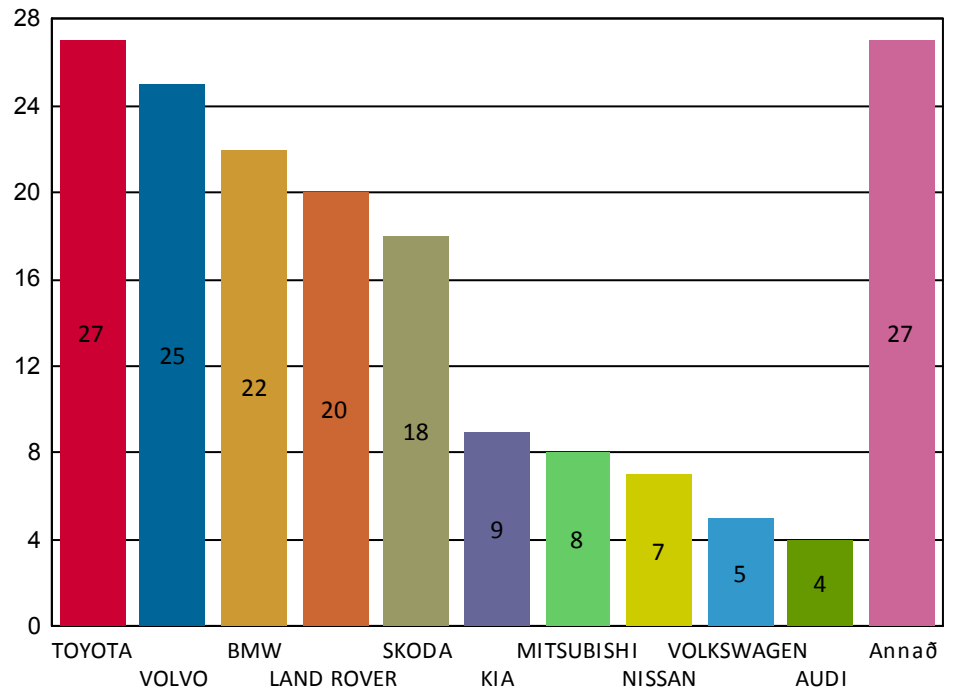
	Dráttarvélar	Eftirvagnar	Ferðavagnar	Alls
Finnland	0	1	0	1
Frakkland	0	1	0	1
Holland	0	1	0	1
Stóra Bretland	0	0	1	1
Svíþjóð	0	5	0	5
Þýskaland	1	4	1	6
Alls	1	12	2	15

Nýskráning notaðra ökutækja - Topp 10 fólksbifreiðar

Tímabil: 1.2.2018 - 28.2.2018

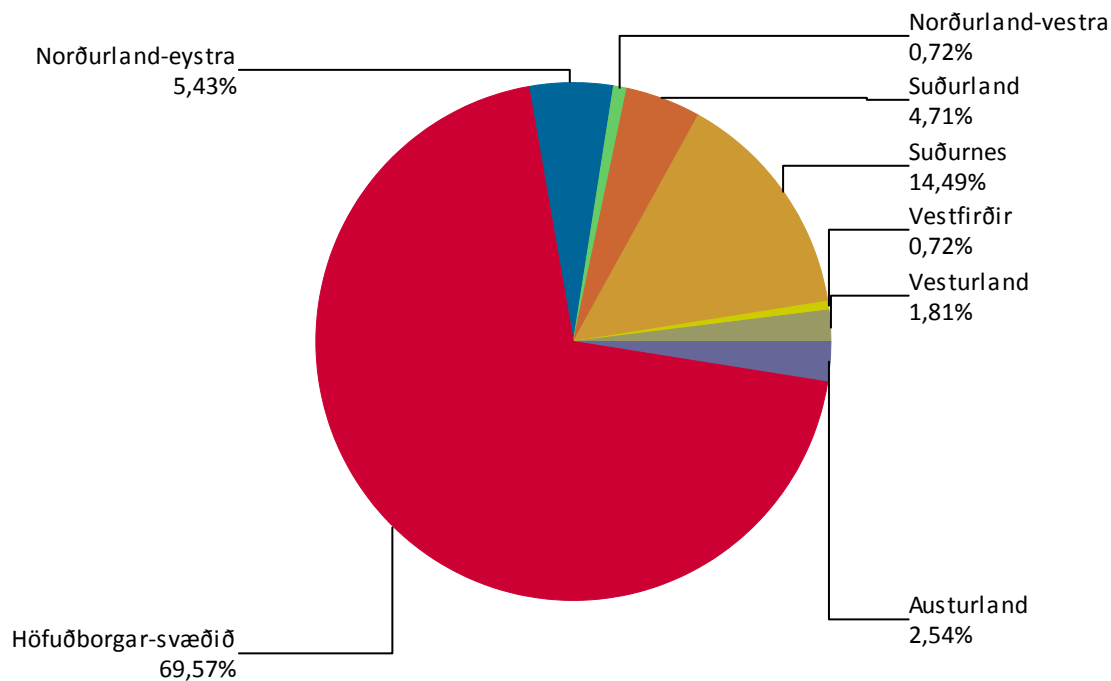
Topp 10

Fólksbifreiðar	
TOYOTA	27
VOLVO	25
BMW	22
LAND ROVER	20
SKODA	18
KIA	9
MITSUBISHI	8
NISSAN	7
VOLKSWAGEN	5
AUDI	4



Nýskráning notaðra ökutækja eftir landshlutum

Dagsetning: 1.2.2018 - 28.2.2018



	Höfuðborgar -svæðið	Suðurnes	Vesturland	Vestfirðir	Norðurland- vestra	Norðurland- eystra	Austurland	Suðurland	Alls
Fólksbifreiðar	109	34	1	0	1	10	3	11	169
Hópbifreiðar	2	0	1	0	0	0	0	0	3
Sendibifreiðar	46	2	0	2	0	1	1	0	52
Vörubifreiðar	21	2	3	0	1	1	2	1	31
Þung bifhjól	1	0	0	0	0	0	0	0	1
Torfæruhjól	2	0	0	0	0	0	0	0	2
Vélsleðar	1	0	0	0	0	0	0	0	1
Dráttarvélar	0	0	0	0	0	1	0	0	1
Eftirvagnar	8	2	0	0	0	1	1	0	12
Ferðavagnar	2	0	0	0	0	0	0	0	2
Alls	192	40	5	2	2	14	7	12	274

	Höfuðborgar -svæðið	Suðurnes	Vesturland	Vestfirðir	Norðurland- vestra	Norðurland- eystra	Austurland	Suðurland	Alls
AUDI	2	1	0	0	0	0	0	1	4
BMW	19	1	0	0	0	1	0	1	22
BMW I	2	0	0	0	0	0	0	0	2
BOMBARDIER	3	0	0	0	0	0	0	0	3
CHEVROLET	1	0	0	0	0	0	0	0	1
CITROEN	2	0	0	0	0	0	0	0	2
DACIA	1	0	0	0	0	0	0	0	1
DODGE	1	0	0	0	1	0	0	0	2
EKERI	0	1	0	0	0	0	0	0	1
FAUN	3	0	0	0	0	0	0	0	3
FENDT	0	0	0	0	0	2	0	0	2
FLIEGL	1	0	0	0	0	0	0	0	1
FORD	12	1	0	0	0	3	0	0	16
FORD-CNG-TECHNIK	1	0	0	0	0	0	0	0	1
GMC	1	0	1	0	0	1	0	0	3
HONDA	1	0	0	0	0	0	0	0	1

	Höfuðborgar -svæðið	Suðurnes	Vesturland	Vestfirðir	Norðurland- vestra	Norðurland- eystra	Austurland	Suðurland	Alls
HYUNDAI	4	0	0	0	0	0	0	0	4
IVECO	2	0	0	0	0	0	0	0	2
JAGUAR	3	0	0	0	0	0	0	0	3
JAGUAR LAND ROVER L	1	0	0	0	0	0	0	0	1
JEEP	2	0	0	0	0	0	0	0	2
JYKI	0	0	0	0	0	0	1	0	1
KIA	7	0	0	0	0	1	0	1	9
LAND ROVER	15	2	0	0	0	0	1	0	18
MAN	4	0	0	0	0	0	1	1	6
MASSEY FERGUSON	0	0	0	0	0	0	0	1	1
MAZDA	0	1	0	0	0	0	0	0	1
MEILLER	1	0	0	0	0	0	0	0	1
MERCEDES-BENZ	16	0	1	0	0	0	0	1	18
MINI	1	0	0	0	0	0	0	0	1
MITSUBISHI	2	0	0	0	1	3	1	1	8
NISSAN	8	0	0	0	0	0	0	0	8
NOOTEBOOM	0	1	0	0	0	0	0	0	1
OPEL	1	0	0	1	0	0	0	0	2
PEUGEOT	3	0	0	0	0	0	0	0	3
PORSCHE	1	0	0	0	0	0	0	0	1
RENAULT	19	1	0	1	0	0	0	0	21
SCANIA	2	1	1	0	0	0	1	0	5
SKODA	16	1	0	0	0	0	0	1	18
SREM	1	0	0	0	0	0	0	0	1
SWIFT	1	0	0	0	0	0	0	0	1
TABBERT	1	0	0	0	0	0	0	0	1
TOYOTA	2	25	1	0	0	0	0	0	28
TYSSE	1	0	0	0	0	0	0	0	1
VAN HOOL	3	0	0	0	0	0	0	0	3
VOLKSWAGEN	6	2	0	0	0	1	1	2	12
VOLVO	18	2	1	0	0	2	1	3	27
WIESE	0	0	0	0	0	1	0	0	1
WILLIBALD	1	0	0	0	0	0	0	0	1
Alls	192	40	5	2	2	15	7	13	276