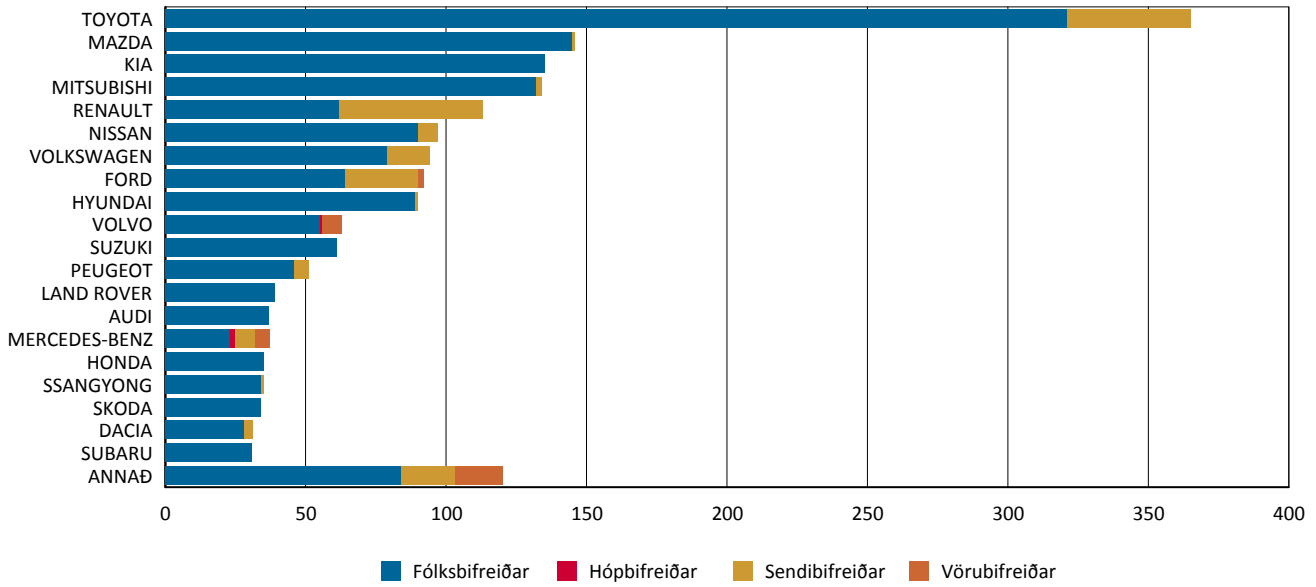


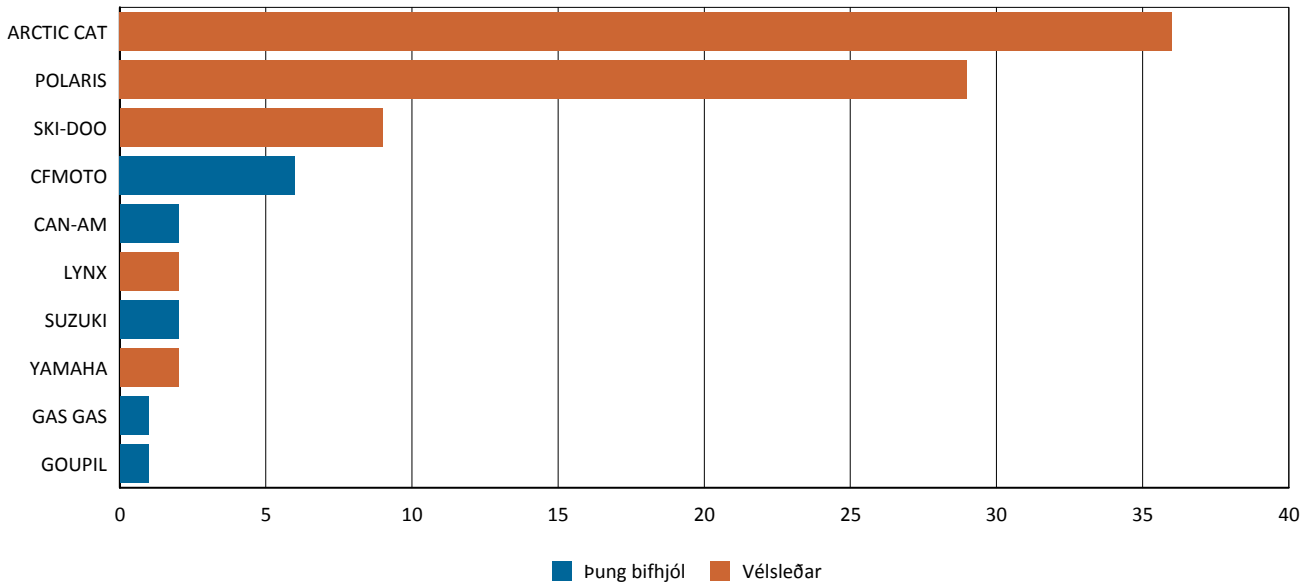
## Nýskráning nýrra ökutæki eftir tegund

Tímabil: 1.1.2018 - 31.1.2018

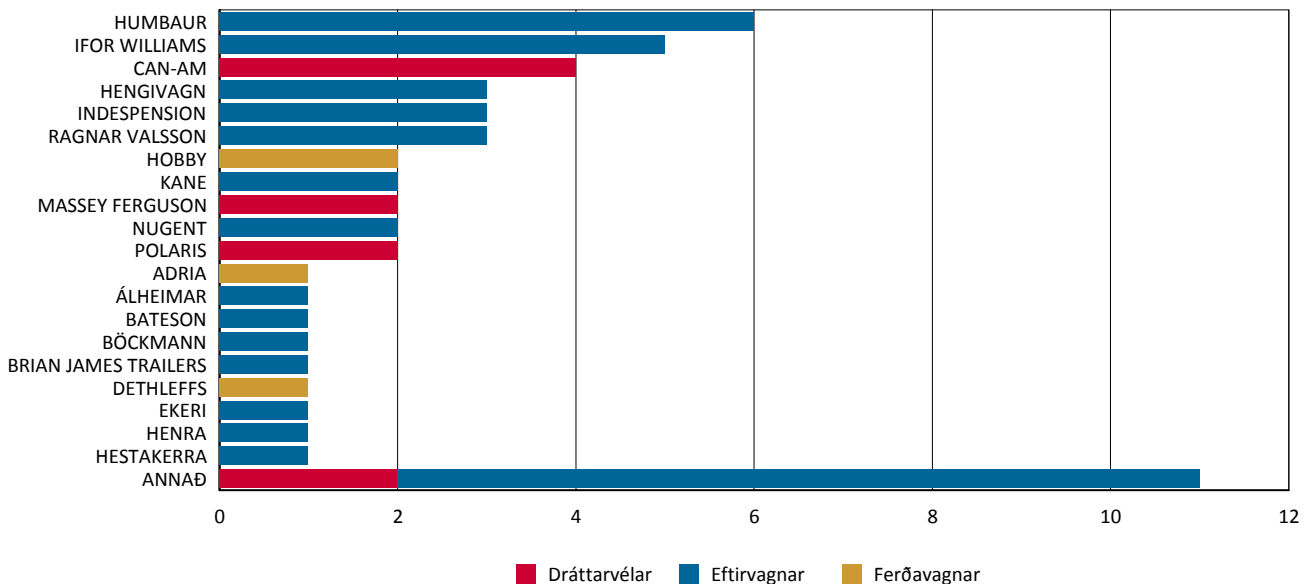
## Topp 20



## Topp 20



## Topp 20



	Fólksbifreiðar	Hópbifreiðar	Sendibifreiðar	Vörubifreiðar	Alls
AUDI	37	0	0	0	37
BMW	23	0	0	0	23
BMW I	3	0	0	0	3
CITROEN	14	0	7	0	21
DACIA	28	0	3	0	31
DODGE	0	0	1	6	7
FIAT	1	0	2	0	3
FORD	64	0	26	2	92
FORD-CNG-TECHNIK	1	0	0	0	1
HONDA	35	0	0	0	35
HYUNDAI	89	0	1	0	90
ISUZU	0	0	4	0	4
IVECO	0	0	4	1	5
JAGUAR	4	0	0	0	4
JEEP	4	0	0	0	4
KIA	135	0	0	0	135
LAND ROVER	39	0	0	0	39
LEXUS	9	0	0	0	9
MAN	0	0	1	7	8
MAZDA	145	0	1	0	146
MERCEDES-BENZ	23	2	7	5	37
MINI	2	0	0	0	2
MITSUBISHI	132	0	2	0	134
NISSAN	90	0	7	0	97
OPEL	14	0	0	0	14
PEUGEOT	46	0	5	0	51
PORSCHE	7	0	0	0	7
RENAULT	62	0	51	0	113
SCANIA	0	0	0	3	3
SKODA	34	0	0	0	34
SSANGYONG	34	0	1	0	35
SUBARU	31	0	0	0	31
SUZUKI	61	0	0	0	61
TESLA	1	0	0	0	1
TESLA MOTORS	1	0	0	0	1
TOYOTA	321	0	44	0	365
VOLKSWAGEN	79	0	15	0	94
VOLVO	55	1	0	7	63
<b>Alls</b>	<b>1.624</b>	<b>3</b>	<b>182</b>	<b>31</b>	<b>1.840</b>

	Þung bifhjól	Vélsleðar	Alls
ARCTIC CAT	0	36	36
CAN-AM	2	0	2
CFMOTO	6	0	6
GAS GAS	1	0	1
GOUPIL	1	0	1
LYNX	0	2	2
POLARIS	0	29	29
SKI-DOO	0	9	9
SUZUKI	2	0	2
YAMAHA	0	2	2
<b>Alls</b>	<b>12</b>	<b>78</b>	<b>90</b>

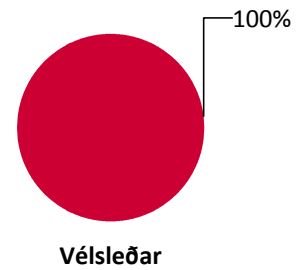
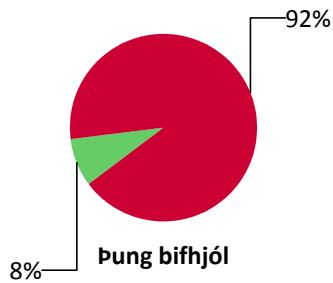
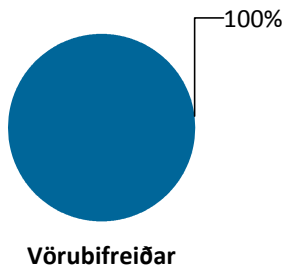
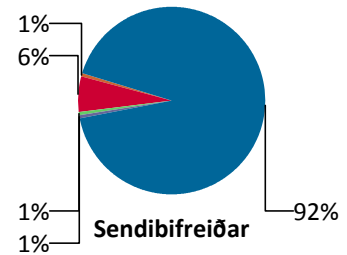
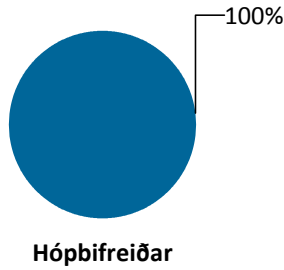
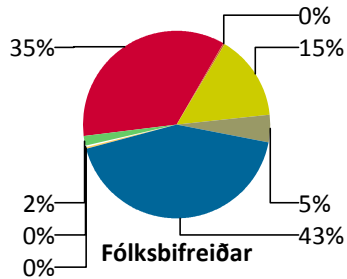
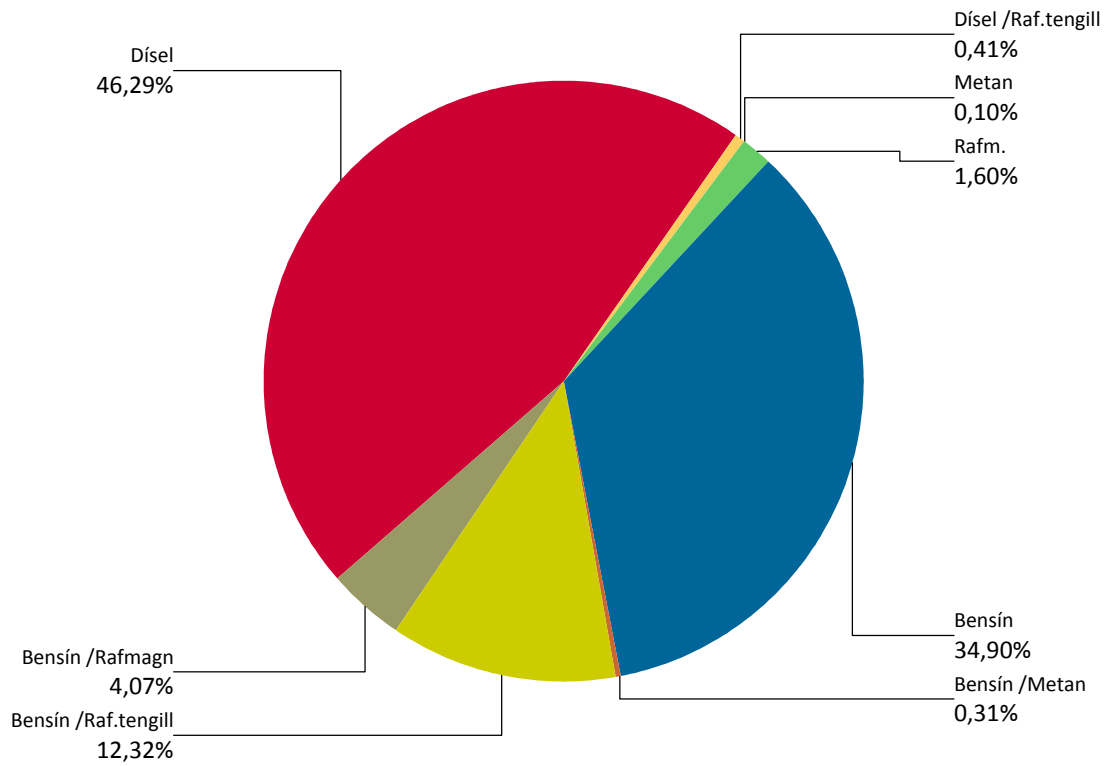
	Dráttarvélar	Eftirvagnar	Ferðavagnar	Alls
ADRIA	0	0	1	1
ÁLHEIMAR	0	1	0	1

Heimilt er að birta einstaka niðurstöður úr þessari skýrslu ef heimilda er getið. Ekki er heimilt að afrita skýrsluna, hvorki að hluta né í heild sinni, til dreifingar.

	Dráttarvélar	Eftirvagnar	Ferðavagnar	Alls
BATESON	0	1	0	1
BRIAN JAMES TRAILÉ	0	1	0	1
BÖCKMANN	0	1	0	1
CAN-AM	4	0	0	4
DETHLEFFS	0	0	1	1
EKERI	0	1	0	1
HENGIVAGN	0	3	0	3
HENRA	0	1	0	1
HESTAKERRA	0	1	0	1
HOBBY	0	0	2	2
HULCO	0	1	0	1
HUMBAUR	0	6	0	6
IFOR WILLIAMS	0	5	0	5
INDESPENSION	0	3	0	3
JOHN DEERE	1	0	0	1
KANE	0	2	0	2
MARSHALL	0	1	0	1
MASSEY FERGUSON	2	0	0	2
MEILLER	0	1	0	1
NC	0	1	0	1
NUGENT	0	2	0	2
PALMSE TRAILER	0	1	0	1
POLARIS	2	0	0	2
RAGNAR VALSSON	0	3	0	3
TEMA	0	1	0	1
V OG Þ	0	1	0	1
VALTRA	1	0	0	1
VÍKURVAGNAR	0	1	0	1
WIELTON	0	1	0	1
<b>Alls</b>	<b>10</b>	<b>40</b>	<b>4</b>	<b>54</b>

### Nýskráning nýrra ökutækja eftir orkugjafa

Dagsetning: 1.1.2018 - 31.1.2018



**Fólksbifreiðar**

	Bensín	Bensín /Metan	Bensín /Raf.ten	Bensín /Rafmag	Dísel	Metan	Rafm.	Dísel /Raf.ten	Alls
AUDI	1	0	14	0	15	0	0	7	37
BMW	0	0	8	0	15	0	0	0	23
BMW I	0	0	3	0	0	0	0	0	3
CITROEN	12	0	0	0	2	0	0	0	14
DACIA	0	0	0	0	28	0	0	0	28
FIAT	0	0	0	0	1	0	0	0	1
FORD	47	0	0	0	17	0	0	0	64
FORD-CNG-TECHNII	1	0	0	0	0	0	0	0	1
HONDA	29	0	0	0	6	0	0	0	35
HYUNDAI	55	0	1	0	33	0	0	0	89
JAGUAR	0	0	0	0	4	0	0	0	4
JEEP	0	0	0	0	4	0	0	0	4
KIA	10	0	18	2	104	0	1	0	135
LAND ROVER	0	0	0	0	39	0	0	0	39
LEXUS	0	0	0	9	0	0	0	0	9
MAZDA	123	0	0	0	22	0	0	0	145
MERCEDES-BENZ	3	0	3	0	17	0	0	0	23
MINI	2	0	0	0	0	0	0	0	2
MITSUBISHI	1	0	118	0	13	0	0	0	132
NISSAN	11	0	0	0	78	0	1	0	90
OPEL	12	0	0	0	2	0	0	0	14
PEUGEOT	20	0	0	0	26	0	0	0	46
PORSCHE	1	0	6	0	0	0	0	0	7
RENAULT	9	0	0	0	48	0	5	0	62
SKODA	6	3	0	0	25	0	0	0	34
SSANGYONG	0	0	0	0	34	0	0	0	34
SUBARU	26	0	0	0	5	0	0	0	31
SUZUKI	59	0	0	2	0	0	0	0	61
TESLA	0	0	0	0	0	0	1	0	1
TESLA MOTORS	0	0	0	0	0	0	1	0	1
TOYOTA	128	0	0	66	127	0	0	0	321
VOLKSWAGEN	15	2	30	0	11	1	20	0	79
VOLVO	0	0	38	0	16	0	0	1	55
<b>Alls</b>	<b>571</b>	<b>5</b>	<b>239</b>	<b>79</b>	<b>692</b>	<b>1</b>	<b>29</b>	<b>8</b>	<b>1.624</b>

**Hópbifreiðar**

	Dísel	Alls
MERCEDES-BENZ	2	2
VOLVO	1	1
<b>Alls</b>	<b>3</b>	<b>3</b>

**Sendibifreiðar**

	Bensín	Bensín /Metan	Dísel	Metan	Rafm.	Alls
CITROEN	0	0	7	0	0	7
DACIA	0	0	3	0	0	3
DODGE	0	0	1	0	0	1
FIAT	1	0	1	0	0	2
FORD	3	0	23	0	0	26
HYUNDAI	1	0	0	0	0	1

	Bensín	Bensín /Metan	Dísel	Metan	Rafm.	Alls
ISUZU	0	0	4	0	0	4
IVECO	0	0	4	0	0	4
MAN	0	0	1	0	0	1
MAZDA	1	0	0	0	0	1
MERCEDES-BENZ	0	0	7	0	0	7
MITSUBISHI	0	0	2	0	0	2
NISSAN	0	0	7	0	0	7
PEUGEOT	0	0	5	0	0	5
RENAULT	4	0	46	0	1	51
SSANGYONG	0	0	1	0	0	1
TOYOTA	0	0	44	0	0	44
VOLKSWAGEN	1	1	12	1	0	15
<b>Alls</b>	<b>11</b>	<b>1</b>	<b>168</b>	<b>1</b>	<b>1</b>	<b>182</b>

### Vörubifreiðar

	Dísel	Alls
DODGE	6	6
FORD	2	2
IVECO	1	1
MAN	7	7
MERCEDES-BENZ	5	5
SCANIA	3	3
VOLVO	7	7
<b>Alls</b>	<b>31</b>	<b>31</b>

### Pung bifhjól

	Bensín	Rafm.	Alls
CAN-AM	2	0	2
CFMOTO	6	0	6
GAS GAS	1	0	1
GOUPIL	0	1	1
SUZUKI	2	0	2
<b>Alls</b>	<b>11</b>	<b>1</b>	<b>12</b>

### Vélsleðar

	Bensín	Alls
ARCTIC CAT	36	36
LYNX	2	2
POLARIS	29	29
SKI-DOO	9	9
YAMAHA	2	2
<b>Alls</b>	<b>78</b>	<b>78</b>

### Dráttarvélar

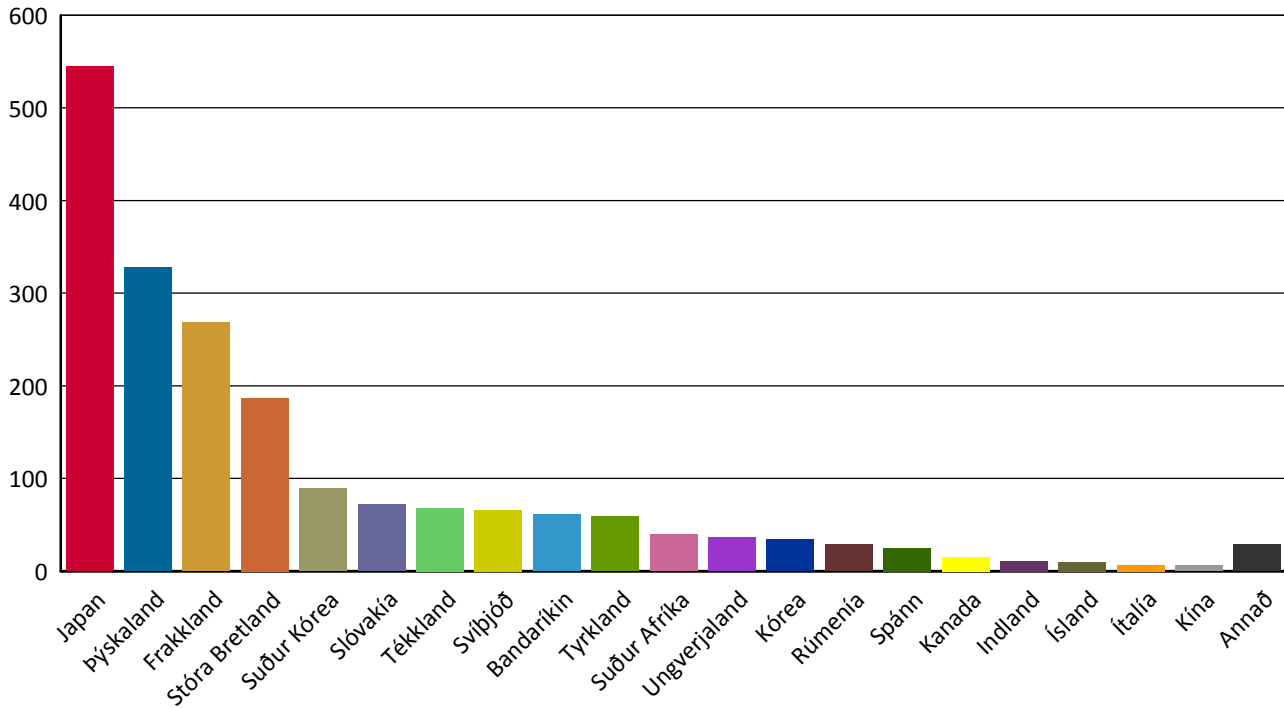
	Bensín	Dísel	Alls
CAN-AM	4	0	4
JOHN DEERE	0	1	1
MASSEY FERGUSON	0	2	2

	Bensín	Dísel	Alls
POLARIS	2	0	2
VALTRA	0	1	1
<b>Alls</b>	<b>6</b>	<b>4</b>	<b>10</b>

## Nýskráning nýrra ökutækja eftir framleiðslulöndum

Tímabil: 1.1.2018 - 31.1.2018

## Topp 20



	Fólksbifreiðar	Hópbifreiðar	Sendibifreiðar	Vörubifreiðar	Alls
Afganistan	0	0	1	0	1
Bandaríkin	15	0	1	2	18
Belgía	1	0	4	0	5
Frakkland	201	0	63	0	264
Indland	11	0	0	0	11
Ítalía	1	0	5	1	7
Japan	542	0	1	0	543
Kanada	0	0	0	6	6
Kórea	34	0	0	0	34
Rúmenía	26	0	3	0	29
Slóvakía	72	0	0	0	72
Spánn	17	0	7	0	24
Stóra Bretland	146	0	0	0	146
Suður Afríka	0	0	40	0	40
Suður Kórea	88	0	1	0	89
Svíþjóð	55	1	0	10	66
Taíland	0	0	6	0	6
Tékkland	68	0	0	0	68
Tyrkland	58	0	1	0	59
Ungverjaland	36	0	0	0	36
Þýskaland	253	2	49	12	316
<b>Alls</b>	<b>1.624</b>	<b>3</b>	<b>182</b>	<b>31</b>	<b>1.840</b>

	Þung bifhjól	Vélsleðar	Alls
Bandaríkin	0	40	40
Finnland	0	2	2
Frakkland	1	0	1
Japan	2	0	2
Kanada	0	9	9
Kína	6	0	6
Mexíkó	2	0	2

Heimilt er að birta einstaka niðurstöður úr þessari skýrslu ef heimilda er getið. Ekki er heimilt að afrita skýrsluna, hvorki að hluta né í heild sinni, til dreifingar.



	<b>Þung bifhjól</b>	<b>Vélsleðar</b>	<b>Alls</b>
Spánn	1	0	1
Stóra Bretland	0	27	27
<b>Alls</b>	<b>12</b>	<b>78</b>	<b>90</b>

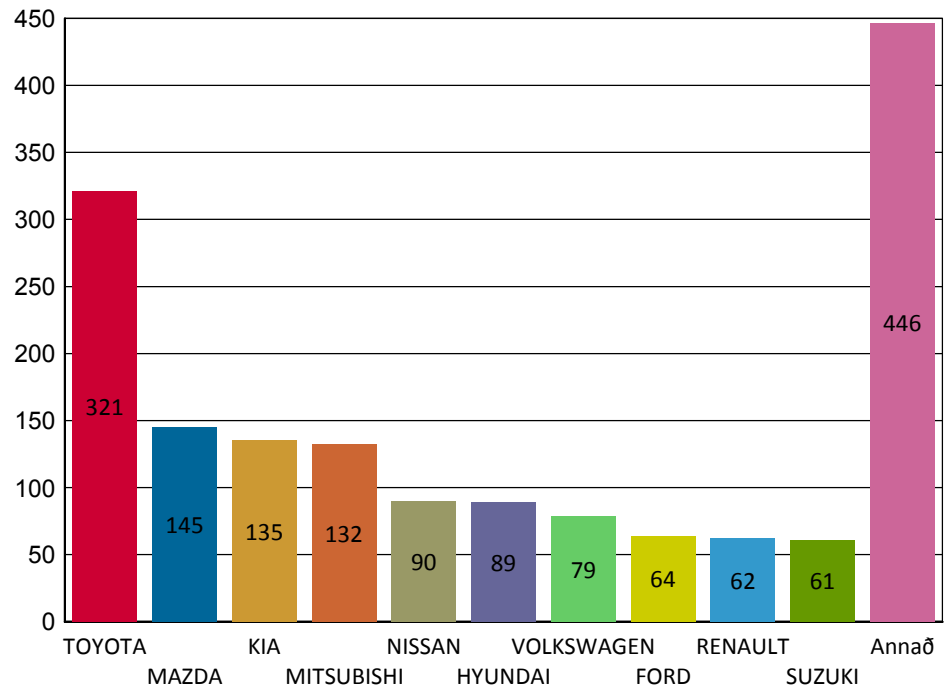
	<b>Dráttarvélar</b>	<b>Eftirvagnar</b>	<b>Ferðavagnar</b>	<b>Alls</b>
Bandaríkin	3	0	0	3
Finnland	1	2	0	3
Frakkland	2	0	0	2
Holland	0	1	0	1
Írland	0	2	0	2
Ísland	0	10	0	10
Mexíkó	4	0	0	4
Pólland	0	2	0	2
Slóvenía	0	0	1	1
Stóra Bretland	0	14	0	14
Þýskaland	0	9	3	12
<b>Alls</b>	<b>10</b>	<b>40</b>	<b>4</b>	<b>54</b>

## Nýskráning nýrra ökutækja - Topp 10 fólksbifreiðar

Tímabil: 1.1.2018 - 31.1.2018

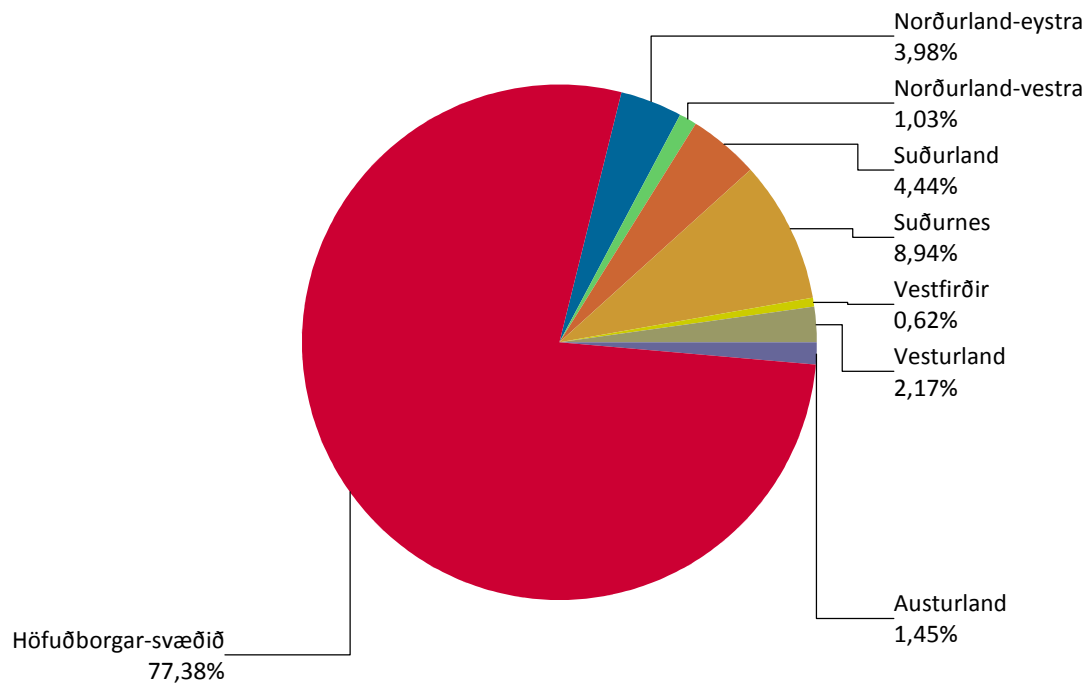
## Topp 10

Fólksbifreiðar	
TOYOTA	321
MAZDA	145
KIA	135
MITSUBISHI	132
NISSAN	90
HYUNDAI	89
VOLKSWAGEN	79
FORD	64
RENAULT	62
SUZUKI	61



## Nýskráning nýrra ökutækja eftir landshlutum

Dagsetning: 1.1.2018 - 31.1.2018



	Höfuðborgar -svæðið	Suðurnes	Vesturland	Vestfirðir	Norðurland- vestra	Norðurland- eystra	Austurland	Suðurland	Alls
Fólksbifreiðar	1.259	163	35	4	7	45	19	59	1.591
Hópbifreiðar	3	0	0	0	0	0	0	0	3
Sendibifreiðar	144	5	2	1	1	6	1	8	168
Vörubifreiðar	23	1	0	0	1	4	0	2	31
Þung bifhjól	8	0	0	0	1	1	0	2	12
Vélsleðar	36	1	2	6	2	17	5	7	76
Dráttarvélar	2	0	1	1	3	2	0	1	10
Eftirvagnar	20	3	2	0	5	2	2	6	40
Ferðavagnar	3	0	0	0	0	0	1	0	4
<b>Alls</b>	<b>1.498</b>	<b>173</b>	<b>42</b>	<b>12</b>	<b>20</b>	<b>77</b>	<b>28</b>	<b>85</b>	<b>1.935</b>

	Höfuðborgar -svæðið	Suðurnes	Vesturland	Vestfirðir	Norðurland- vestra	Norðurland- eystra	Austurland	Suðurland	Alls
ADRIA	1	0	0	0	0	0	0	0	1
ARCTIC CAT	13	1	2	3	2	11	0	4	36
AUDI	31	0	1	1	1	0	0	1	35
ÁLHEIMAR	0	1	0	0	0	0	0	0	1
BATESON	0	0	0	0	1	0	0	0	1
BMW	20	0	0	0	0	0	0	2	22
BMW I	3	0	0	0	0	0	0	0	3
BRIAN JAMES TRAILERS	0	1	0	0	0	0	0	0	1
BÖCKMANN	1	0	0	0	0	0	0	0	1
CAN-AM	3	0	0	0	1	2	0	0	6
CFMOTO	3	0	0	0	0	1	0	2	6
CITROEN	19	0	0	0	0	0	0	2	21
DACIA	21	10	0	0	0	0	0	0	31
DETHLEFFS	1	0	0	0	0	0	0	0	1
DODGE	5	0	0	0	1	0	0	1	7
EKERI	1	0	0	0	0	0	0	0	1
FIAT	3	0	0	0	0	0	0	0	3

Heimilt er að birta einstaka niðurstöður úr þessari skýrslu ef heimilda er getið. Ekki er heimilt að afrita skýrsluna, hvorki að hluta né í heild sinni, til dreifingar.

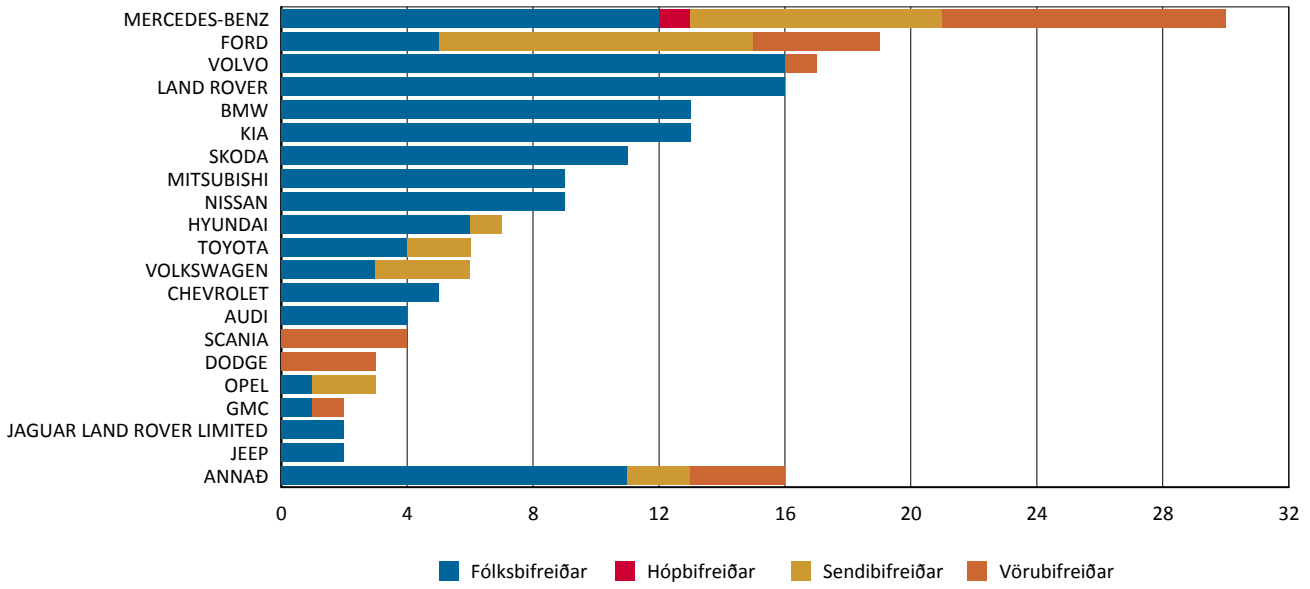
	Höfuðborgar -svæðið	Suðurnes	Vesturland	Vestfirðir	Norðurland- vestra	Norðurland- eystra	Austurland	Suðurland	Alls
FORD	75	7	1	0	1	4	1	3	92
FORD-CNG-TECHNIK	1	0	0	0	0	0	0	0	1
GAS GAS	1	0	0	0	0	0	0	0	1
GOUPIL	1	0	0	0	0	0	0	0	1
HENGIVAGN	2	0	0	0	0	0	0	1	3
HENRA	1	0	0	0	0	0	0	0	1
HESTAKERRA	1	0	0	0	0	0	0	0	1
HOBBY	1	0	0	0	0	0	1	0	2
HONDA	30	3	1	0	0	0	0	1	35
HULCO	1	0	0	0	0	0	0	0	1
HUMBAUR	4	0	1	0	0	0	1	0	6
HYUNDAI	72	11	1	1	0	1	1	2	89
IFOR WILLIAMS	4	1	0	0	0	0	0	0	5
INDESPENSION	1	0	0	0	0	0	0	2	3
ISUZU	3	0	0	0	0	0	0	1	4
IVECO	5	0	0	0	0	0	0	0	5
JAGUAR	4	0	0	0	0	0	0	0	4
JEEP	3	0	1	0	0	0	0	0	4
JOHN DEERE	0	0	0	0	1	0	0	0	1
KANE	0	0	0	0	1	1	0	0	2
KIA	121	5	3	0	0	0	2	2	133
LAND ROVER	28	2	1	0	1	0	0	2	34
LEXUS	8	0	0	0	0	1	0	0	9
LYNX	1	0	0	0	0	0	1	0	2
MAN	6	0	0	0	0	1	0	1	8
MARSHALL	0	0	1	0	0	0	0	0	1
MASSEY FERGUSON	0	0	0	1	0	0	0	2	3
MAZDA	135	4	1	0	0	2	1	2	145
MEILLER	1	0	0	0	0	0	0	0	1
MERCEDES-BENZ	31	2	1	0	0	2	0	1	37
MINI	2	0	0	0	0	0	0	0	2
MITSUBISHI	93	5	6	0	3	11	4	9	131
NC	0	0	0	0	1	0	0	0	1
NISSAN	90	3	0	0	0	0	1	3	97
NUGENT	1	0	0	0	1	0	0	0	2
OPEL	4	10	0	0	0	0	0	0	14
PALMSE TRAILER	0	0	0	0	0	1	0	0	1
PEUGEOT	43	3	1	1	1	1	1	0	51
POLARIS	16	0	1	3	1	5	1	3	30
PORSCHE	5	0	0	0	0	0	0	0	5
RAGNAR VALSSON	0	0	0	0	1	0	0	2	3
RENAULT	88	2	7	0	0	0	1	5	103
SCANIA	3	0	0	0	0	0	0	0	3
SKI-DOO	6	0	0	0	0	0	2	0	8
SKODA	21	5	1	0	0	3	0	1	31
SSANGYONG	10	21	2	1	0	0	1	0	35
SUBARU	23	1	2	0	0	2	0	3	31
SUZUKI	32	26	0	0	0	2	0	3	63
TEMA	0	0	0	0	0	0	0	1	1
TESLA	1	0	0	0	0	0	0	0	1
TESLA MOTORS	0	1	0	0	0	0	0	0	1
TOYOTA	279	46	1	1	1	16	4	12	360
V OG P	1	0	0	0	0	0	0	0	1

	Höfuðborgar -svæðið	Suðurnes	Vesturland	Vestfirðir	Norðurland- vestra	Norðurland- eystra	Austurland	Suðurland	Alls
VALTRA	0	0	0	0	1	0	0	0	<b>1</b>
VÍKURVAGNAR	1	0	0	0	0	0	0	0	<b>1</b>
VOLKSWAGEN	67	2	2	0	0	1	1	10	<b>83</b>
VOLVO	46	0	4	0	0	8	2	2	<b>62</b>
WIELTON	0	0	0	0	0	0	1	0	<b>1</b>
YAMAHA	0	0	0	0	0	1	1	0	<b>2</b>
<b>Alls</b>	<b>1.498</b>	<b>173</b>	<b>42</b>	<b>12</b>	<b>20</b>	<b>77</b>	<b>28</b>	<b>86</b>	<b>1.936</b>

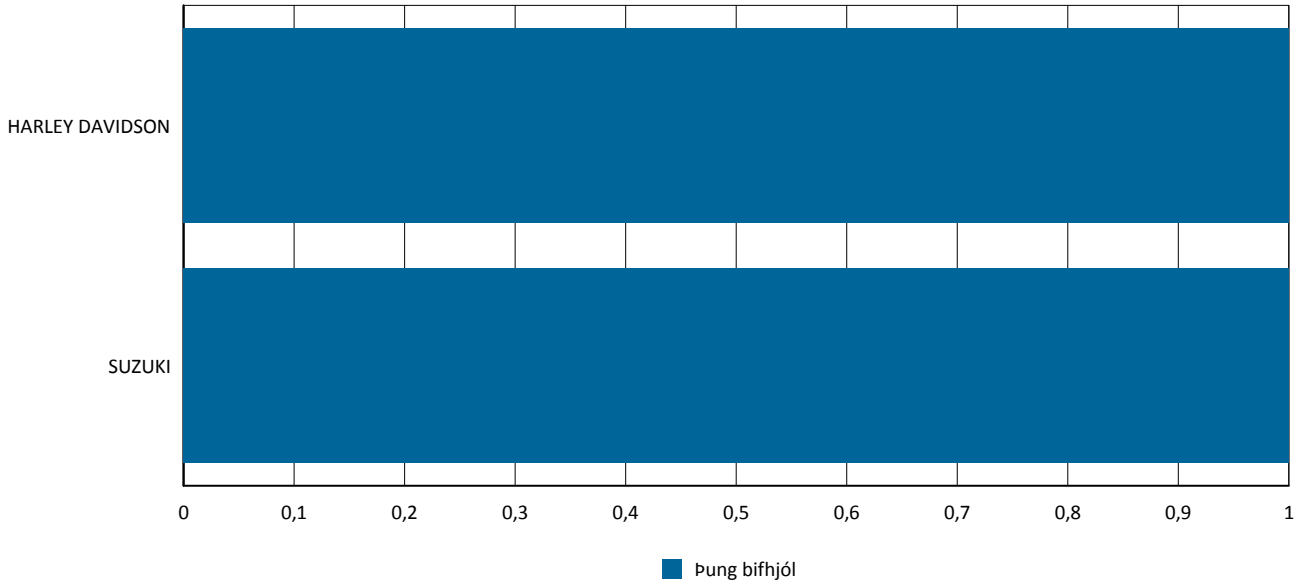
### Nýskráning notaðra ökutæki eftir tegund

Tímabil: 1.1.2018 - 31.1.2018

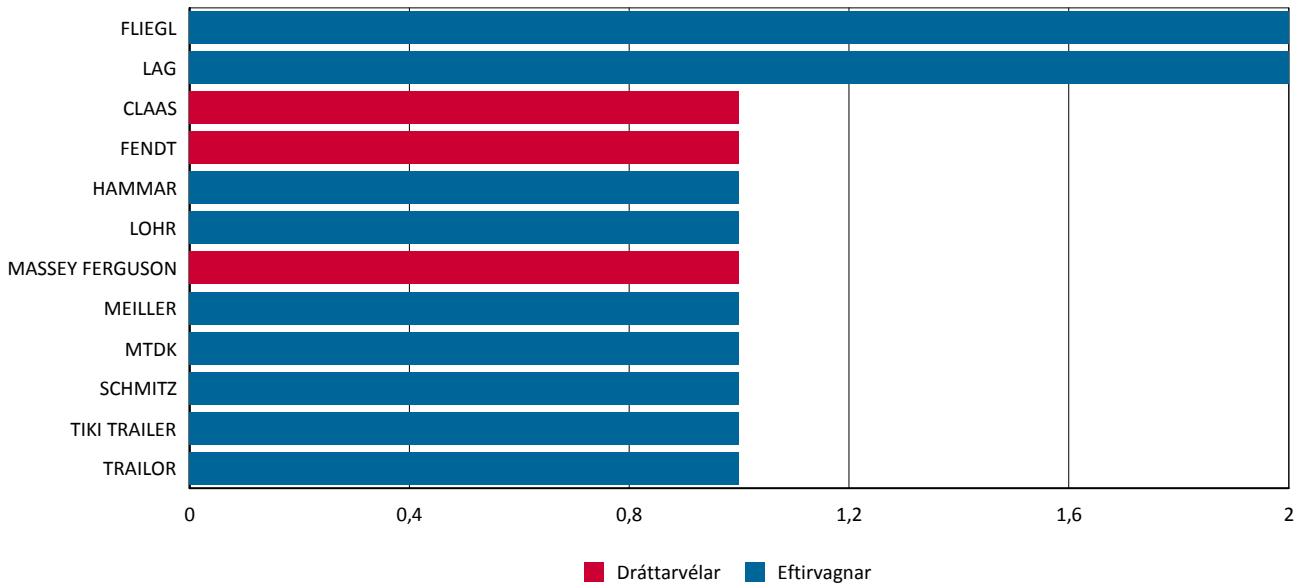
#### Topp 20



#### Topp 20



#### Topp 20



	Fólksbifreiðar	Hópbifreiðar	Sendibifreiðar	Vörubifreiðar	Alls
AUDI	4	0	0	0	4
BMW	13	0	0	0	13
BMW I	1	0	0	0	1
CHEVROLET	5	0	0	0	5
CHRYSLER	1	0	0	0	1
CITROEN	0	0	1	0	1
DODGE	0	0	0	3	3
FORD	5	0	10	4	19
GMC	1	0	0	1	2
HONDA	1	0	0	0	1
HYUNDAI	6	0	1	0	7
INTERNATIONAL	0	0	0	1	1
JAGUAR	1	0	0	0	1
JAGUAR LAND ROVER	2	0	0	0	2
JEEP	2	0	0	0	2
KIA	13	0	0	0	13
LAND ROVER	16	0	0	0	16
MAN	0	0	0	1	1
MAZDA	1	0	0	0	1
MERCEDES-BENZ	12	1	8	9	30
MINI	1	0	0	0	1
MITSUBISHI	9	0	0	0	9
NISSAN	9	0	0	0	9
OPEL	1	0	2	0	3
PEUGEOT	1	0	0	0	1
RENAULT	1	0	1	0	2
SAAB	2	0	0	0	2
SCANIA	0	0	0	4	4
SKODA	11	0	0	0	11
TEREX	0	0	0	1	1
TESLA MOTORS	1	0	0	0	1
TOYOTA	4	0	2	0	6
VOLKSWAGEN	3	0	3	0	6
VOLVO	16	0	0	1	17
<b>Alls</b>	<b>143</b>	<b>1</b>	<b>28</b>	<b>25</b>	<b>197</b>

**pung bifhjól Alls**


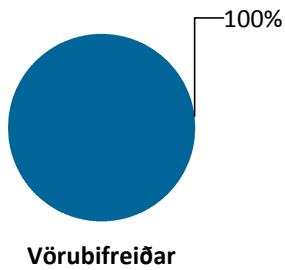
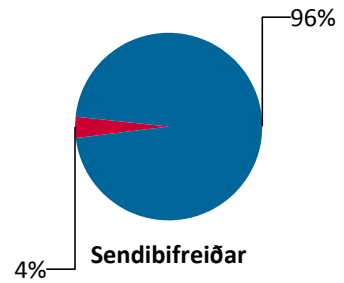
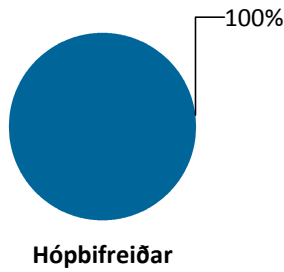
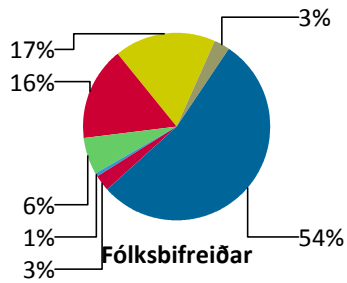
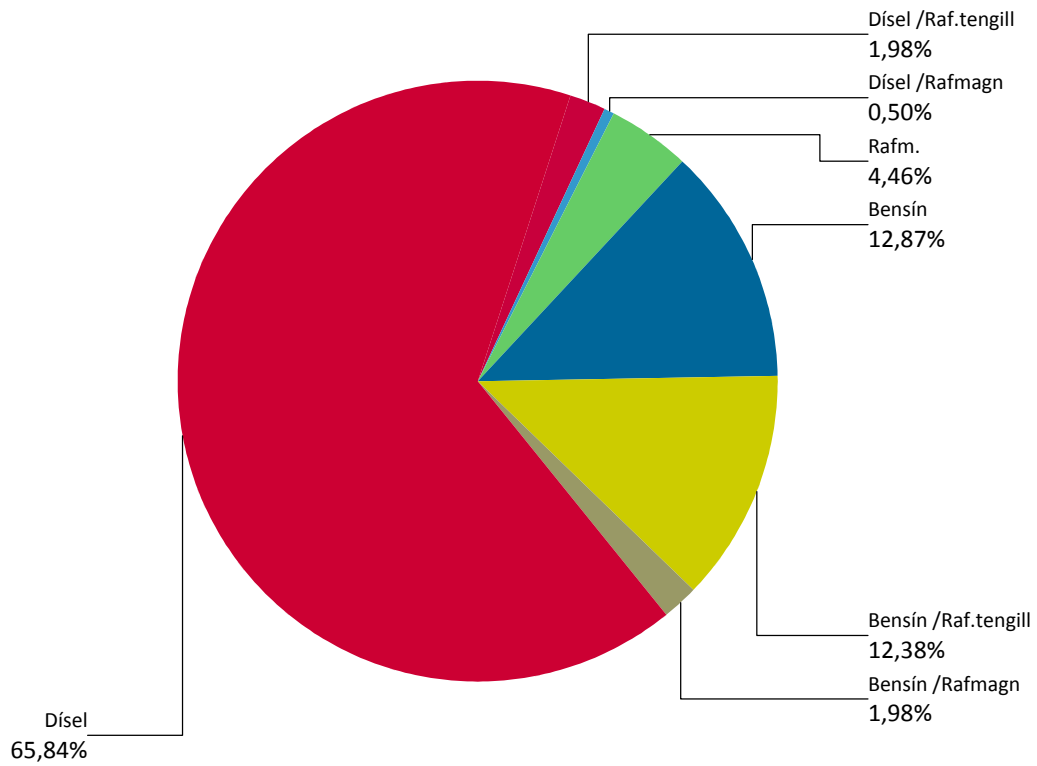
HARLEY DAVIDSON	1	1
SUZUKI	1	1
<b>Alls</b>	<b>2</b>	<b>2</b>

**Dráttarvélar Eftirvagnar Alls**

CLAAS	1	0	1
FENDT	1	0	1
FLIEGL	0	2	2
HAMMAR	0	1	1
LAG	0	2	2
LOHR	0	1	1
MASSEY FERGUSON	1	0	1
MEILLER	0	1	1
MTDK	0	1	1
SCHMITZ	0	1	1
TIKI TRAILER	0	1	1
TRAILOR	0	1	1
<b>Alls</b>	<b>3</b>	<b>11</b>	<b>14</b>

### Nýskráning notaðra ökutækja eftir orkugjafa

Dagsetning: 1.1.2018 - 31.1.2018



- Bensín
- Bensín / Raf.tengill
- Bensín / Rafmagn
- Dísel
- Dísel / Raf.tengill
- Dísel / Rafmagn
- Rafm.



**Fólksbifreiðar**

	Bensín	Bensín	Bensín	Dísel	Rafm.	Dísel	Dísel	Alls
	/Raf.ten/Rafmag					/Raf.ten/Rafmag		
AUDI	0	0	0	3	0	1	0	4
BMW	2	7	0	4	0	0	0	13
BMW I	0	0	0	0	1	0	0	1
CHEVROLET	5	0	0	0	0	0	0	5
CHRYSLER	1	0	0	0	0	0	0	1
FORD	0	0	0	5	0	0	0	5
GMC	1	0	0	0	0	0	0	1
HONDA	0	0	0	1	0	0	0	1
HYUNDAI	0	0	0	6	0	0	0	6
JAGUAR	0	0	0	1	0	0	0	1
JAGUAR LAND ROVI	0	0	0	2	0	0	0	2
JEEP	1	0	0	1	0	0	0	2
KIA	0	4	0	9	0	0	0	13
LAND ROVER	0	0	0	16	0	0	0	16
MAZDA	1	0	0	0	0	0	0	1
MERCEDES-BENZ	4	4	0	3	0	0	1	12
MINI	0	0	0	1	0	0	0	1
MITSUBISHI	1	8	0	0	0	0	0	9
NISSAN	1	0	0	1	7	0	0	9
OPEL	1	0	0	0	0	0	0	1
PEUGEOT	1	0	0	0	0	0	0	1
RENAULT	0	0	0	1	0	0	0	1
SAAB	2	0	0	0	0	0	0	2
SKODA	0	0	0	11	0	0	0	11
TESLA MOTORS	0	0	0	0	1	0	0	1
TOYOTA	0	0	4	0	0	0	0	4
VOLKSWAGEN	2	0	0	1	0	0	0	3
VOLVO	0	2	0	11	0	3	0	16
<b>Alls</b>	<b>23</b>	<b>25</b>	<b>4</b>	<b>77</b>	<b>9</b>	<b>4</b>	<b>1</b>	<b>143</b>

**Hópbifreiðar**

	Dísel	Alls
MERCEDES-BENZ	1	1
<b>Alls</b>	<b>1</b>	<b>1</b>

**Sendibifreiðar**

	Bensín	Dísel	Alls
CITROEN	0	1	1
FORD	1	9	10
HYUNDAI	0	1	1
MERCEDES-BENZ	0	8	8
OPEL	0	2	2
RENAULT	0	1	1
TOYOTA	0	2	2
VOLKSWAGEN	0	3	3
<b>Alls</b>	<b>1</b>	<b>27</b>	<b>28</b>

**Vörubifreiðar**

	Dísel	Alls
DODGE	3	3
FORD	4	4
GMC	1	1
INTERNATIONAL	1	1
MAN	1	1
MERCEDES-BENZ	9	9
SCANIA	4	4
TEREX	1	1
VOLVO	1	1
<b>Alls</b>	<b>25</b>	<b>25</b>

**Þung bifhjól**

	Bensín	Alls
HARLEY DAVIDSON	1	1
SUZUKI	1	1
<b>Alls</b>	<b>2</b>	<b>2</b>

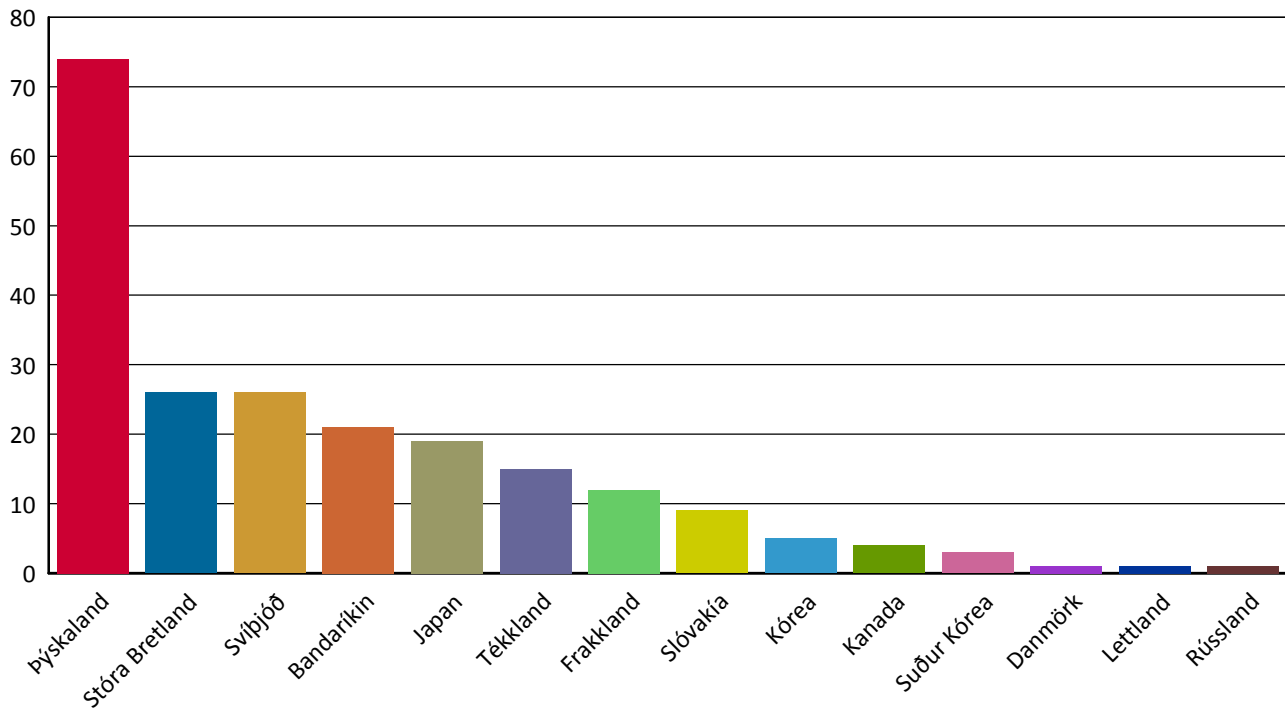
**Dráttarvélar**

	Dísel	Alls
CLAAS	1	1
FENDT	1	1
MASSEY FERGUSON	1	1
<b>Alls</b>	<b>3</b>	<b>3</b>

## Nýskráning notaðra ökutækja eftir framleiðslulöndum

Tímabil: 1.1.2018 - 31.1.2018

## Topp 20



	Fólksbifreiðar	Hópbifreiðar	Sendibifreiðar	Vörubifreiðar	Alls
Bandaríkin	12	0	1	6	19
Frakkland	5	0	2	0	7
Japan	16	0	2	0	18
Kanada	1	0	0	3	4
Kórea	5	0	0	0	5
Slóvakía	9	0	0	0	9
Stóra Bretland	24	0	0	1	25
Suður Kórea	2	0	1	0	3
Svíþjóð	18	0	0	5	23
Tékkland	15	0	0	0	15
Þýskaland	36	1	22	10	69
<b>Alls</b>	<b>143</b>	<b>1</b>	<b>28</b>	<b>25</b>	<b>197</b>

	Þung bifhjól	Alls
Bandaríkin	1	1
Japan	1	1
<b>Alls</b>	<b>2</b>	<b>2</b>

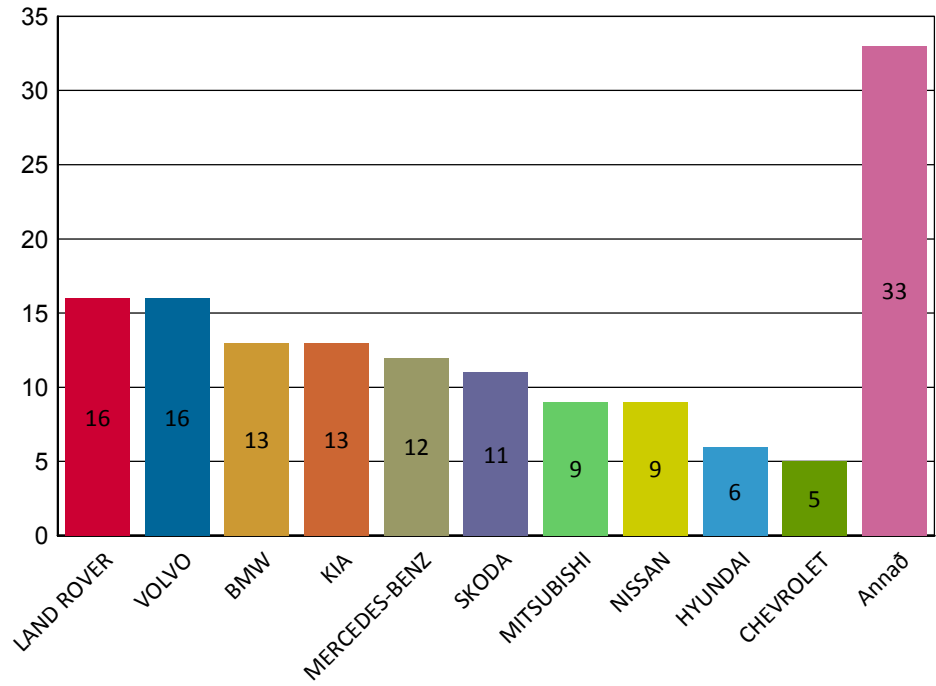
	Dráttarvélar	Eftirvagnar	Alls
Danmörk	0	1	1
Frakkland	2	1	3
Lettland	0	1	1
Rússland	0	1	1
Svíþjóð	0	3	3
Þýskaland	1	4	5
<b>Alls</b>	<b>3</b>	<b>11</b>	<b>14</b>

## Nýskráning notaðra ökutækja - Topp 10 fólksbifreiðar

Tímabil: 1.1.2018 - 31.1.2018

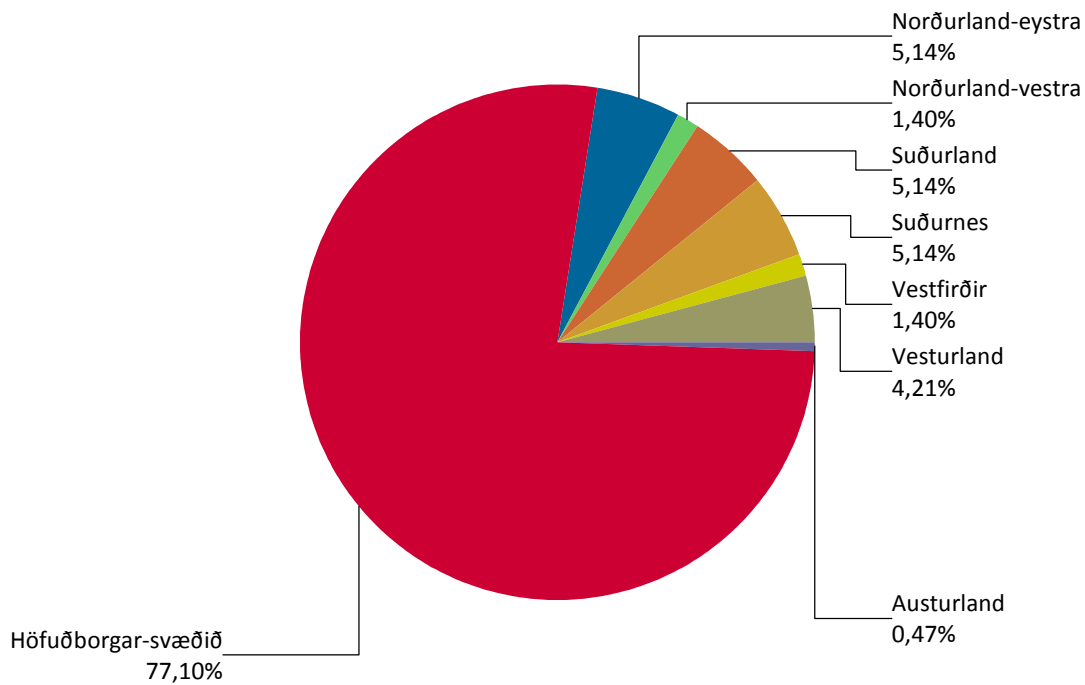
## Topp 10

Fólksbifreiðar	
LAND ROVER	16
VOLVO	16
BMW	13
KIA	13
MERCEDES-BENZ	12
SKODA	11
MITSUBISHI	9
NISSAN	9
HYUNDAI	6
CHEVROLET	5



## Nýskráning notaðra ökutækja eftir landshlutum

Dagsetning: 1.1.2018 - 31.1.2018



	Höfuðborgar -svæðið	Suðurnes	Vesturland	Vestfirðir	Norðurland- vestra	Norðurland- eystra	Austurland	Suðurland	Alls
Fólksbifreiðar	118	9	4	1	0	7	0	3	142
Hópbifreiðar	1	0	0	0	0	0	0	0	1
Sendibifreiðar	19	1	3	0	0	1	0	3	27
Vörubifreiðar	17	0	1	0	2	2	1	1	24
Þung bifhjól	1	1	0	0	0	0	0	0	2
Dráttarvélar	0	0	0	0	0	0	0	3	3
Eftirvagnar	9	0	1	1	0	0	0	0	11
<b>Alls</b>	<b>165</b>	<b>11</b>	<b>9</b>	<b>2</b>	<b>2</b>	<b>10</b>	<b>1</b>	<b>10</b>	<b>210</b>

	Höfuðborgar -svæðið	Suðurnes	Vesturland	Vestfirðir	Norðurland- vestra	Norðurland- eystra	Austurland	Suðurland	Alls
AUDI	3	0	1	0	0	0	0	0	4
BMW	9	0	1	0	0	3	0	0	13
BMW I	1	0	0	0	0	0	0	0	1
CHEVROLET	5	0	0	0	0	0	0	0	5
CHRYSLER	1	0	0	0	0	0	0	0	1
CITROEN	0	0	1	0	0	0	0	0	1
CLAAS	0	0	0	0	0	0	0	1	1
DODGE	2	0	0	0	0	0	0	1	3
FENDT	0	0	0	0	0	0	0	1	1
FLIEGL	2	0	0	0	0	0	0	0	2
FORD	13	3	1	1	0	0	0	0	18
GMC	1	0	0	0	1	0	0	0	2
HAMMAR	0	0	1	0	0	0	0	0	1
HARLEY DAVIDSON	0	1	0	0	0	0	0	0	1
HONDA	1	0	0	0	0	0	0	0	1
HYUNDAI	6	1	0	0	0	0	0	0	7
INTERNATIONAL	1	0	0	0	0	0	0	0	1
JAGUAR	1	0	0	0	0	0	0	0	1
JAGUAR LAND ROVER L	2	0	0	0	0	0	0	0	2

	Höfuðborgar -svæðið	Suðurnes	Vesturland	Vestfirðir	Norðurland- vestra	Norðurland- eystra	Austurland	Suðurland	Alls
JCB	0	0	0	0	1	0	0	0	1
JEEP	2	0	0	0	0	0	0	0	2
JOHN DEERE	0	0	0	0	0	1	0	0	1
KIA	12	1	0	0	0	0	0	0	13
LAG	2	0	0	0	0	0	0	0	2
LAND ROVER	14	1	0	0	0	1	0	0	16
LOHR	1	0	0	0	0	0	0	0	1
MASSEY FERGUSON	0	0	0	1	0	0	0	2	3
MAZDA	1	0	0	0	0	0	0	0	1
MEILLER	1	0	0	0	0	0	0	0	1
MERCEDES-BENZ	25	0	1	0	1	1	0	2	30
MINI	1	0	0	0	0	0	0	0	1
MITSUBISHI	7	0	0	0	0	1	0	1	9
MTDK	1	0	0	0	0	0	0	0	1
NISSAN	7	1	0	0	0	0	0	1	9
OPEL	1	0	1	0	0	0	0	1	3
PEUGEOT	1	0	0	0	0	0	0	0	1
RENAULT	2	0	0	0	0	0	0	0	2
SAAB	0	0	1	0	0	0	0	0	1
SCANIA	3	0	0	0	0	1	0	0	4
SCHMITZ	0	0	0	1	0	0	0	0	1
SKODA	8	1	0	0	0	2	0	0	11
SUZUKI	1	0	0	0	0	0	0	0	1
TEREX	0	0	0	0	0	0	1	0	1
TESLA MOTORS	1	0	0	0	0	0	0	0	1
TIKI TRAILER	1	0	0	0	0	0	0	0	1
TOYOTA	5	0	1	0	0	0	0	0	6
TRAILOR	1	0	0	0	0	0	0	0	1
VOLKSWAGEN	3	2	0	0	0	1	0	0	6
VOLVO	16	0	0	0	0	0	0	1	17
<b>Alls</b>	<b>165</b>	<b>11</b>	<b>9</b>	<b>3</b>	<b>3</b>	<b>11</b>	<b>1</b>	<b>11</b>	<b>214</b>