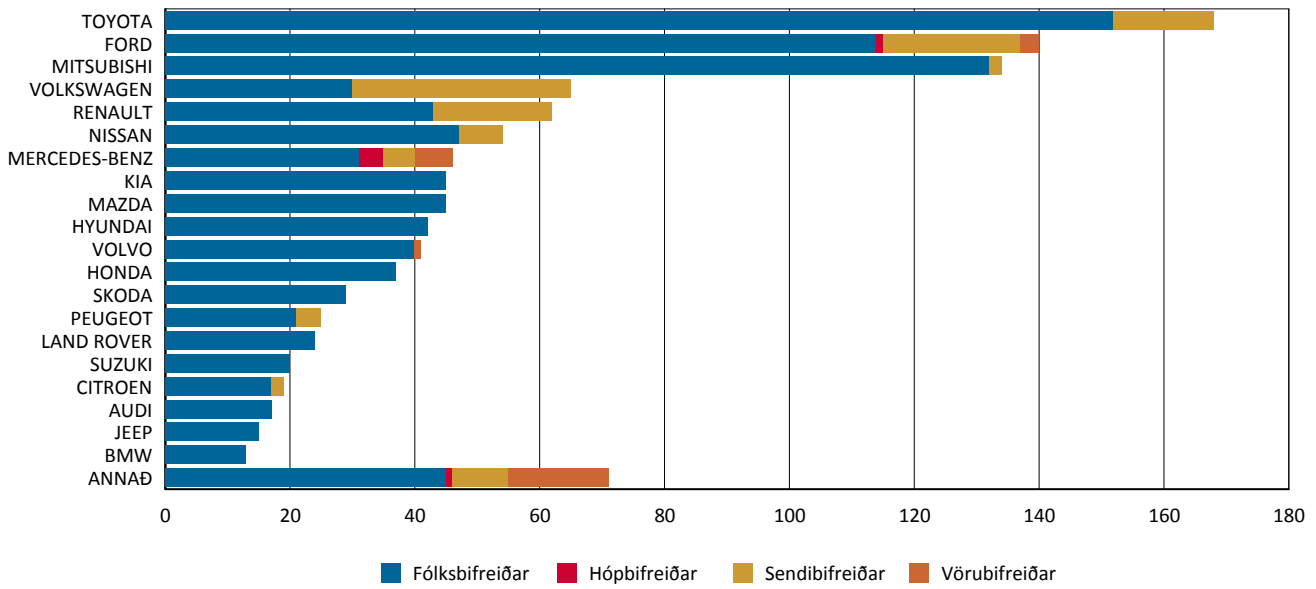


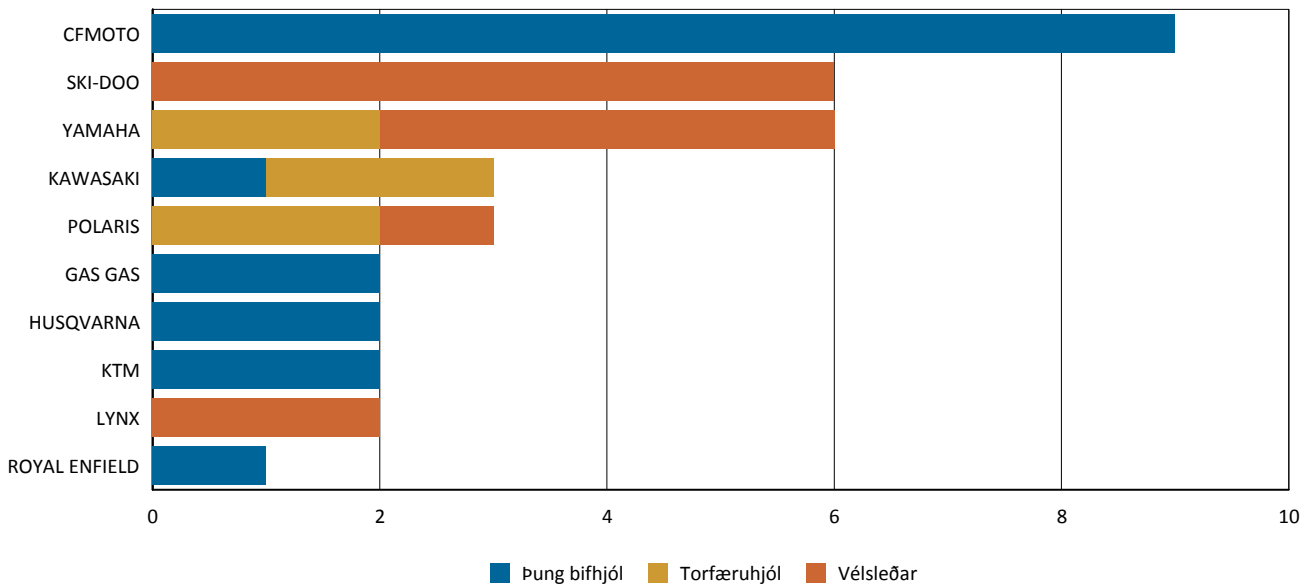
## Nýskráning nýrra ökutæki eftir tegund

Tímabil: 1.11.2017 - 30.11.2017

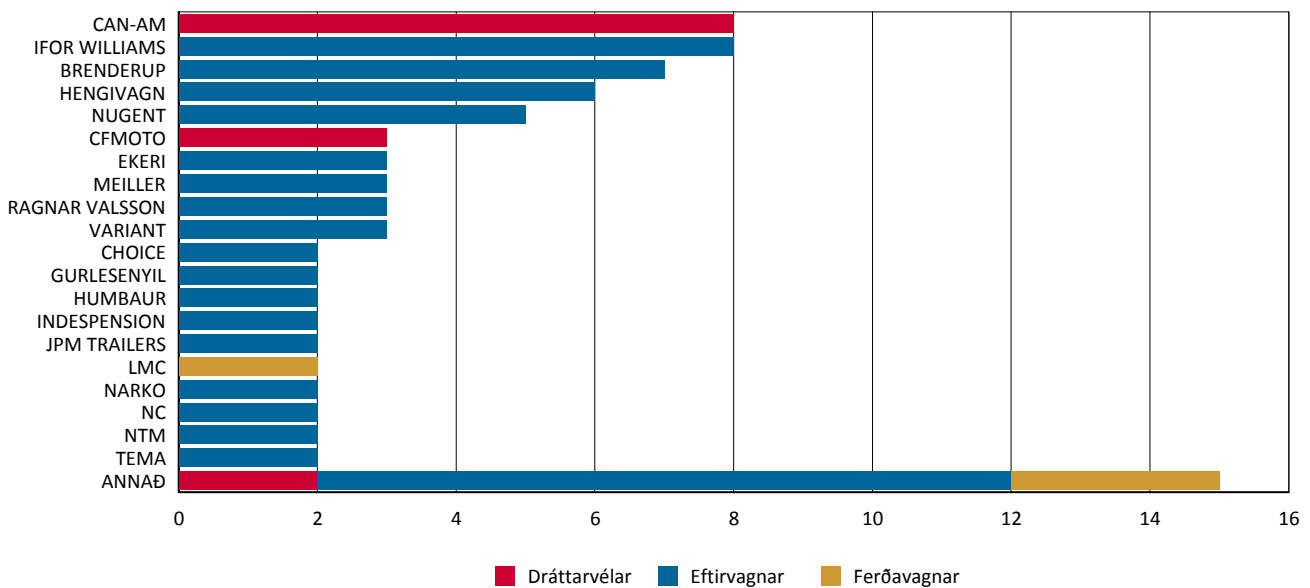
## Topp 20



## Topp 20



## Topp 20



	Fólksbifreiðar	Hópbifreiðar	Sendibifreiðar	Vörubifreiðar	Alls
ALFA ROMEO	1	0	0	0	1
AUDI	17	0	0	0	17
BMW	13	0	0	0	13
BMW I	4	0	0	0	4
CITROEN	17	0	2	0	19
DACIA	4	0	4	0	8
DODGE	1	0	0	1	2
FIAT	3	0	0	0	3
FORD	114	1	22	3	140
HONDA	37	0	0	0	37
HYUNDAI	42	0	0	0	42
ISUZU	0	0	1	0	1
JAGUAR	5	0	0	0	5
JEEP	15	0	0	0	15
KIA	45	0	0	0	45
LAND ROVER	24	0	0	0	24
LEXUS	1	0	0	0	1
MAN	0	0	0	3	3
MAZDA	45	0	0	0	45
MERCEDES-BENZ	31	4	5	6	46
MINI	4	0	0	0	4
MITSUBISHI	132	0	2	0	134
NISSAN	47	0	7	0	54
OPEL	1	0	4	0	5
PEUGEOT	21	0	4	0	25
PORSCHE	8	0	0	0	8
RENAULT	43	0	19	0	62
SCANIA	0	0	0	12	12
SETRA	0	1	0	0	1
SKODA	29	0	0	0	29
SSANGYONG	2	0	0	0	2
SUBARU	11	0	0	0	11
SUZUKI	20	0	0	0	20
TOYOTA	152	0	16	0	168
VOLKSWAGEN	30	0	35	0	65
VOLVO	40	0	0	1	41
<b>Alls</b>	<b>959</b>	<b>6</b>	<b>121</b>	<b>26</b>	<b>1.112</b>

	Pung bifhjól	Torfæruhjól	Vélsleðar	Alls
CFMOTO	9	0	0	9
GAS GAS	2	0	0	2
HUSQVARNA	2	0	0	2
KAWASAKI	1	2	0	3
KTM	2	0	0	2
LYNX	0	0	2	2
POLARIS	0	2	1	3
ROYAL ENFIELD	1	0	0	1
SKI-DOO	0	0	6	6
YAMAHA	0	2	4	6
<b>Alls</b>	<b>17</b>	<b>6</b>	<b>13</b>	<b>36</b>

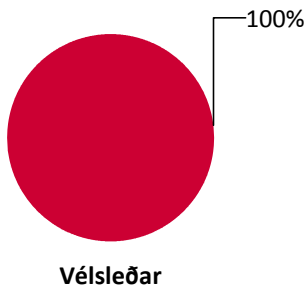
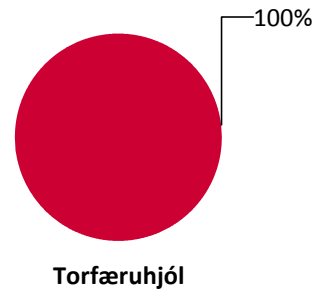
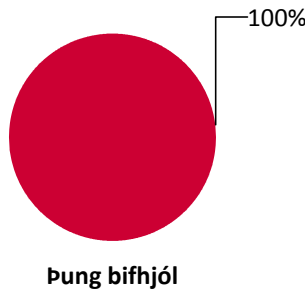
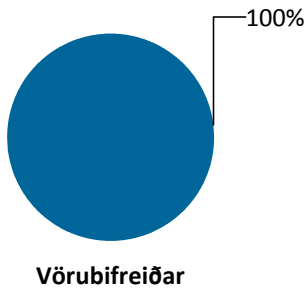
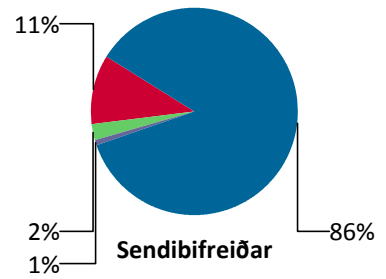
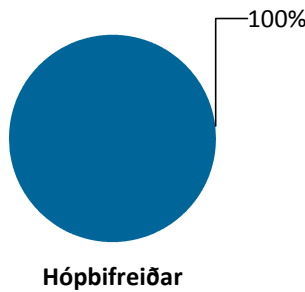
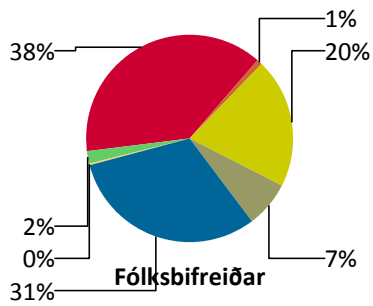
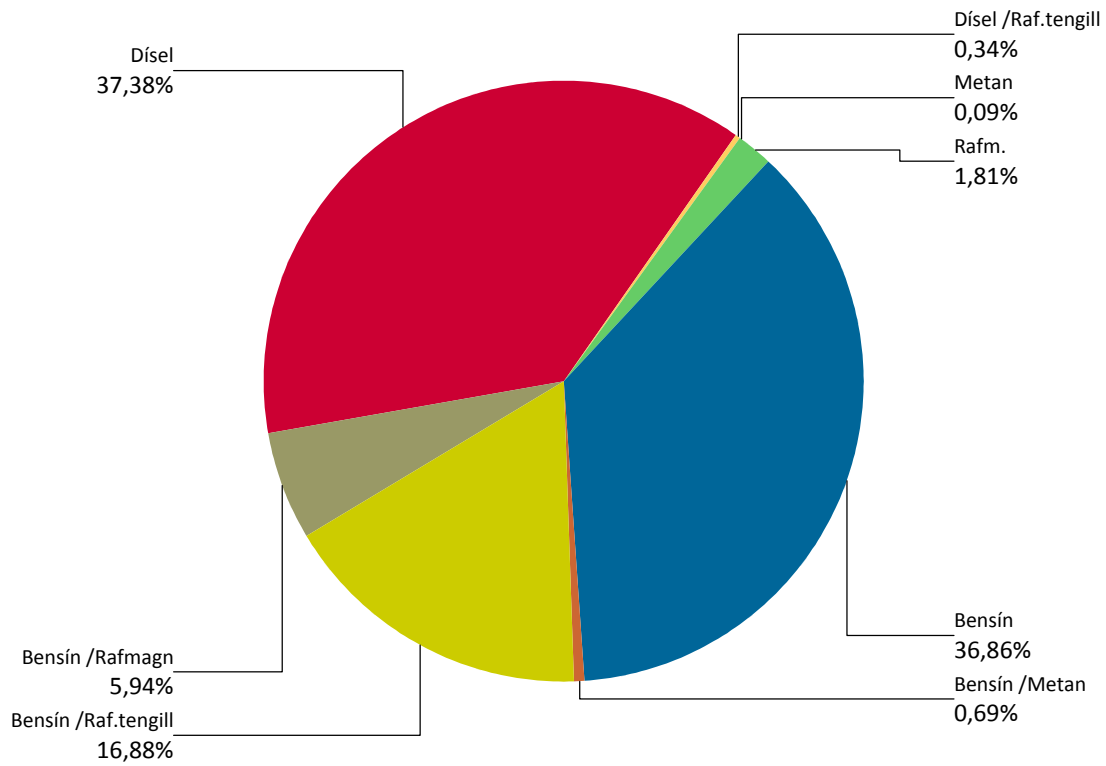
	Dráttarvélar	Eftirvagnar	Ferðavagnar	Alls
ADRIA	0	0	1	1
ANSSEMS	0	1	0	1
BRENDERUP	0	7	0	7
CAN-AM	8	0	0	8

Heimilt er að birta einstaka niðurstöður úr þessari skýrslu ef heimilda er getið. Ekki er heimilt að afrita skýrsluna, hvorki að hluta né í heild sinni, til dreifingar.

	Dráttarvélar	Eftirvagnar	Ferðavagnar	Alls
CARETTA	0	0	1	1
CFMOTO	3	0	0	3
CHEVAL LIBERTE	0	1	0	1
CHOICE	0	2	0	2
EKERI	0	3	0	3
FUEL PROOF	0	1	0	1
GURLESENYIL	0	2	0	2
HAMMAR	0	1	0	1
HENGIVAGN	0	6	0	6
HUMBAUR	0	2	0	2
IFOR WILLIAMS	0	8	0	8
INDESPENSION	0	2	0	2
JPM TRAILERS	0	2	0	2
LANGENDORF	0	1	0	1
LMC	0	0	2	2
MEILLER	0	3	0	3
NARKO	0	2	0	2
NC	0	2	0	2
NTM	0	2	0	2
NUGENT	0	5	0	5
OZGUL	0	1	0	1
POLARIS	1	0	0	1
RAGNAR VALSSON	0	3	0	3
SOLIS	1	0	0	1
TABBERT	0	0	1	1
TEMA	0	2	0	2
V OG Þ	0	2	0	2
VA	0	1	0	1
VARIANT	0	3	0	3
VÍKURVAGNAR	0	1	0	1
<b>Alls</b>	<b>13</b>	<b>66</b>	<b>5</b>	<b>84</b>

### Nýskráning nýrra ökutækja eftir orkugjafa

Dagsetning: 1.11.2017 - 30.11.2017



**Fólksbifreiðar**

	Bensín	Bensín /Metan	Bensín /Raf.ten	Bensín /Rafmag	Dísel	Rafm.	Dísel /Raf.ten	Alls
ALFA ROMEO	1	0	0	0	0	0	0	1
AUDI	2	0	8	0	3	0	4	17
BMW	0	0	6	0	7	0	0	13
BMW I	0	0	1	0	0	3	0	4
CITROEN	6	0	0	0	11	0	0	17
DACIA	0	0	0	0	4	0	0	4
DODGE	1	0	0	0	0	0	0	1
FIAT	0	0	0	0	3	0	0	3
FORD	104	0	0	0	10	0	0	114
HONDA	23	0	0	0	14	0	0	37
HYUNDAI	27	0	3	0	11	1	0	42
JAGUAR	0	0	0	0	5	0	0	5
JEEP	11	0	0	0	4	0	0	15
KIA	10	0	5	5	23	2	0	45
LAND ROVER	0	0	0	0	24	0	0	24
LEXUS	0	0	0	1	0	0	0	1
MAZDA	38	0	0	0	7	0	0	45
MERCEDES-BENZ	12	0	8	0	11	0	0	31
MINI	0	0	4	0	0	0	0	4
MITSUBISHI	2	0	122	0	8	0	0	132
NISSAN	7	0	0	0	34	6	0	47
OPEL	1	0	0	0	0	0	0	1
PEUGEOT	12	0	0	0	9	0	0	21
PORSCHE	0	0	6	0	2	0	0	8
RENAULT	9	0	0	0	31	3	0	43
SKODA	3	6	0	0	20	0	0	29
SSANGYONG	0	0	0	0	2	0	0	2
SUBARU	9	0	0	0	2	0	0	11
SUZUKI	17	0	0	1	2	0	0	20
TOYOTA	63	0	0	62	27	0	0	152
VOLKSWAGEN	9	2	14	0	2	3	0	30
VOLVO	0	0	19	0	21	0	0	40
<b>Alls</b>	<b>367</b>	<b>8</b>	<b>196</b>	<b>69</b>	<b>297</b>	<b>18</b>	<b>4</b>	<b>959</b>

**Hópbifreiðar**

	Dísel	Alls
FORD	1	1
MERCEDES-BENZ	4	4
SETRA	1	1
<b>Alls</b>	<b>6</b>	<b>6</b>

**Sendibifreiðar**

	Bensín	Dísel	Metan	Rafm.	Alls
CITROEN	0	2	0	0	2
DACIA	0	4	0	0	4
FORD	2	20	0	0	22
ISUZU	0	1	0	0	1
MERCEDES-BENZ	0	5	0	0	5
MITSUBISHI	0	2	0	0	2

	Bensín	Dísel	Metan	Rafm.	Alls
NISSAN	0	7	0	0	7
OPEL	0	4	0	0	4
PEUGEOT	0	4	0	0	4
RENAULT	0	16	0	3	19
TOYOTA	0	16	0	0	16
VOLKSWAGEN	11	23	1	0	35
<b>Alls</b>	<b>13</b>	<b>104</b>	<b>1</b>	<b>3</b>	<b>121</b>

### Vörubifreiðar

	Dísel	Alls
DODGE	1	1
FORD	3	3
MAN	3	3
MERCEDES-BENZ	6	6
SCANIA	12	12
VOLVO	1	1
<b>Alls</b>	<b>26</b>	<b>26</b>

### Þung bifhjól

	Bensín	Alls
CFMOTO	9	9
GAS GAS	2	2
HUSQVARNA	2	2
KAWASAKI	1	1
KTM	2	2
ROYAL ENFIELD	1	1
<b>Alls</b>	<b>17</b>	<b>17</b>

### Torfæruhjól

	Bensín	Alls
KAWASAKI	2	2
POLARIS	2	2
YAMAHA	2	2
<b>Alls</b>	<b>6</b>	<b>6</b>

### Vélsleðar

	Bensín	Alls
LYNX	2	2
POLARIS	1	1
SKI-DOO	6	6
YAMAHA	4	4
<b>Alls</b>	<b>13</b>	<b>13</b>

### Dráttarvélar

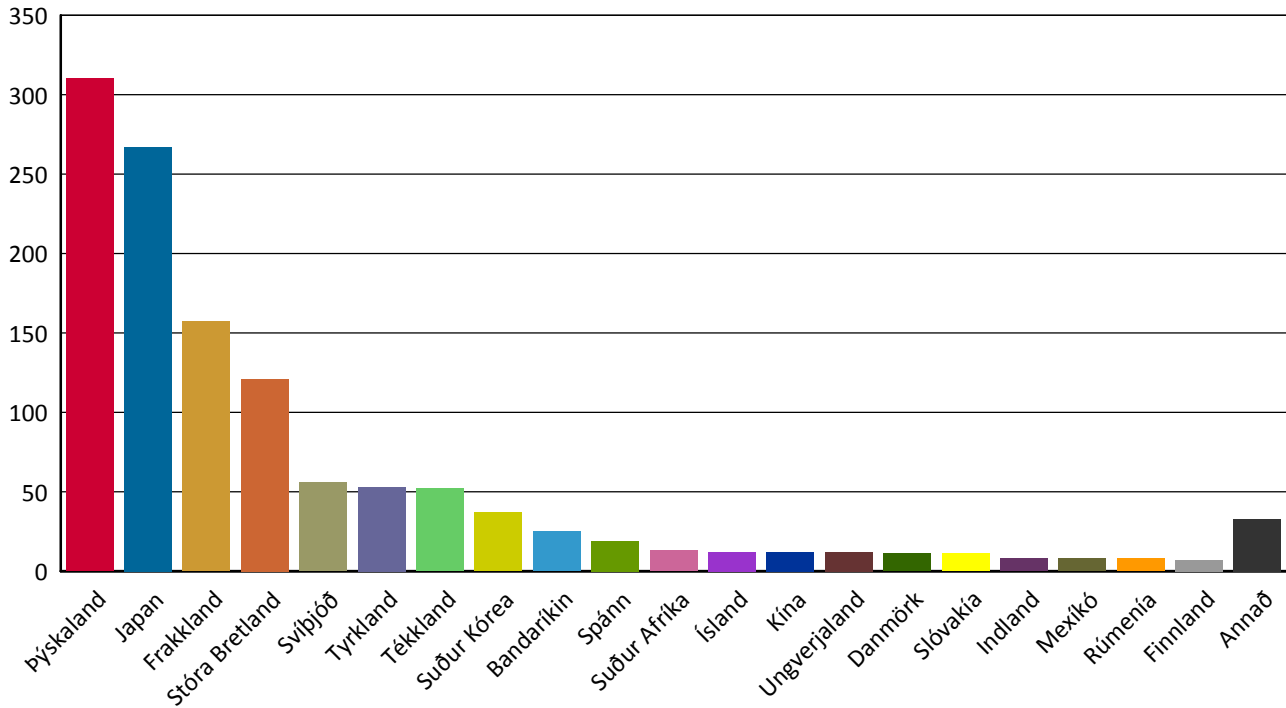
	Bensín	Dísel	Alls
CAN-AM	8	0	8
CFMOTO	3	0	3

	Bensín	Dísel	Alls
POLARIS	1	0	1
SOLIS	0	1	1
<b>Alls</b>	<b>12</b>	<b>1</b>	<b>13</b>

## Nýskráning nýrra ökutækja eftir framleiðslulöndum

Tímabil: 1.11.2017 - 30.11.2017

## Topp 20



	Fólksbifreiðar	Hópbifreiðar	Sendibifreiðar	Vörubifreiðar	Alls
Bandaríkin	17	0	0	3	20
Belgía	1	0	3	0	4
Frakkland	131	0	25	0	156
Indland	7	0	0	0	7
Ítalía	4	0	0	0	4
Japan	260	0	0	0	260
Kanada	0	0	0	1	1
Kórea	5	0	0	0	5
Rúmenía	4	0	4	0	8
Slóvakía	11	0	0	0	11
Spánn	10	0	7	0	17
Stóra Bretland	100	0	0	0	100
Suður Afríka	0	0	13	0	13
Suður Kórea	37	0	0	0	37
Svíþjóð	40	0	0	13	53
Taíland	0	0	3	0	3
Tékkland	51	0	0	0	51
Tyrkland	49	0	0	0	49
Ungverjaland	12	0	0	0	12
Þýskaland	220	6	66	9	301
<b>Alls</b>	<b>959</b>	<b>6</b>	<b>121</b>	<b>26</b>	<b>1.112</b>

	Þung bifhjól	Torfærurhjól	Vélsleðar	Alls
Austurríki	2	0	0	2
Bandaríkin	0	0	2	2
Finnland	0	0	2	2
Indland	1	0	0	1
Ítalía	2	0	0	2
Japan	1	4	2	7
Kanada	0	0	6	6
Kína	9	0	0	9



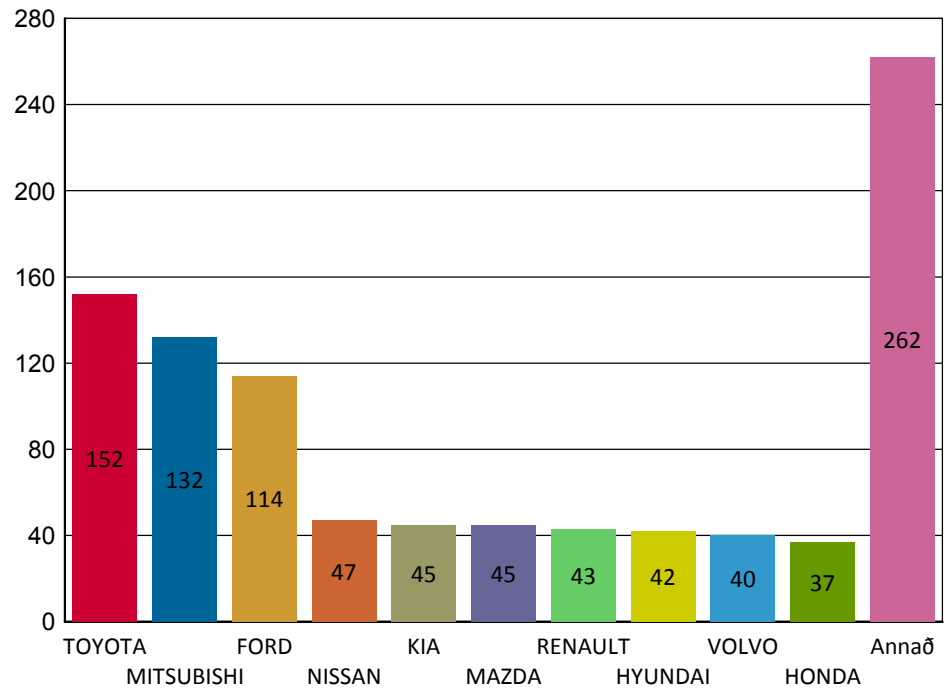
	<b>pung bifhjól</b>	<b>Torfæruhjól</b>	<b>Vélsleðar</b>	<b>Alls</b>
Spánn	2	0	0	2
Stóra Bretland	0	0	1	1
Taiwan	0	2	0	2
<b>Alls</b>	<b>17</b>	<b>6</b>	<b>13</b>	<b>36</b>
	<b>Dráttarvélar</b>	<b>Eftirvagnar</b>	<b>Ferðavagnar</b>	<b>Alls</b>
Bandaríkin	1	2	0	3
Danmörk	0	11	0	11
Finnland	0	5	0	5
Frakkland	0	1	0	1
Holland	0	1	0	1
Ísland	0	12	0	12
Kína	3	0	0	3
Mexíkó	8	0	0	8
Pólland	0	2	0	2
Slóvenía	0	0	1	1
Stóra Bretland	0	20	0	20
Svíþjóð	0	3	0	3
Tékkland	1	0	0	1
Tyrkland	0	3	1	4
Þýskaland	0	6	3	9
<b>Alls</b>	<b>13</b>	<b>66</b>	<b>5</b>	<b>84</b>

## Nýskráning nýrra ökutækja - Topp 10 fólksbifreiðar

Tímabil: 1.11.2017 - 30.11.2017

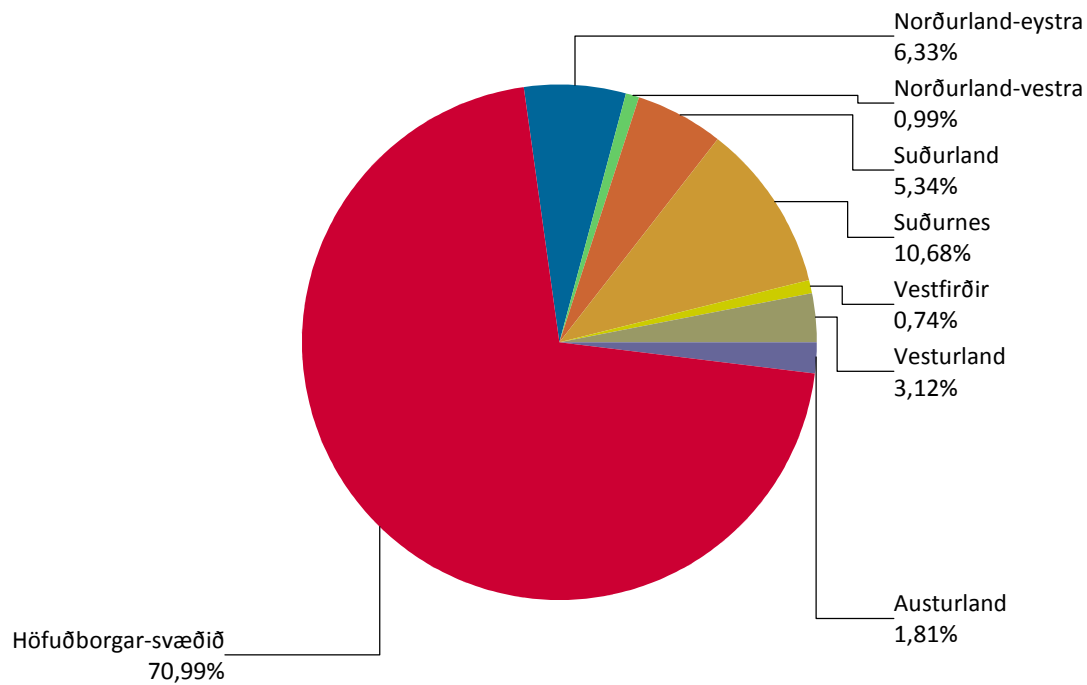
## Topp 10

Fólksbifreiðar	
TOYOTA	152
MITSUBISHI	132
FORD	114
NISSAN	47
KIA	45
MAZDA	45
RENAULT	43
HYUNDAI	42
VOLVO	40
HONDA	37



## Nýskráning nýrra ökutækja eftir landshlutum

Dagsetning: 1.11.2017 - 30.11.2017



	Höfuðborgar -svæðið	Suðurnes	Vesturland	Vestfirðir	Norðurland- vestra	Norðurland- eystra	Austurland	Suðurland	Alls
Fólksbifreiðar	679	112	27	6	7	58	16	42	947
Hópbifreiðar	6	0	0	0	0	0	0	0	6
Sendibifreiðar	92	4	8	1	1	8	0	6	120
Vörubifreiðar	19	3	0	1	1	0	0	2	26
Þung bifhjól	8	1	0	0	0	4	1	3	17
Torfæruhjól	6	0	0	0	0	0	0	0	6
Vélsleðar	8	1	0	0	0	0	3	0	12
Dráttarvélar	5	5	2	0	0	1	0	0	13
Eftirvagnar	38	3	1	1	3	6	1	12	65
Ferðavagnar	3	1	0	0	0	0	1	0	5
<b>Alls</b>	<b>864</b>	<b>130</b>	<b>38</b>	<b>9</b>	<b>12</b>	<b>77</b>	<b>22</b>	<b>65</b>	<b>1.217</b>

	Höfuðborgar -svæðið	Suðurnes	Vesturland	Vestfirðir	Norðurland- vestra	Norðurland- eystra	Austurland	Suðurland	Alls
ADRIA	0	1	0	0	0	0	0	0	1
ALFA ROMEO	1	0	0	0	0	0	0	0	1
ANSSEMS	1	0	0	0	0	0	0	0	1
AUDI	16	1	0	0	0	0	0	0	17
BMW	10	0	0	0	0	1	0	2	13
BMW I	3	0	0	0	0	0	0	1	4
BRENDERUP	5	0	0	0	1	0	0	0	6
CAN-AM	2	4	1	0	0	1	0	0	8
CARETTA	0	0	0	0	0	0	1	0	1
CFMOTO	5	1	0	0	0	2	1	3	12
CHEVAL LIBERTE	0	0	0	0	0	1	0	0	1
CHOICE	2	0	0	0	0	0	0	0	2
CITROEN	17	0	1	0	0	0	0	1	19
DACIA	6	0	0	0	0	0	0	2	8
DODGE	1	1	0	0	0	0	0	0	2
EKERI	3	0	0	0	0	0	0	0	3

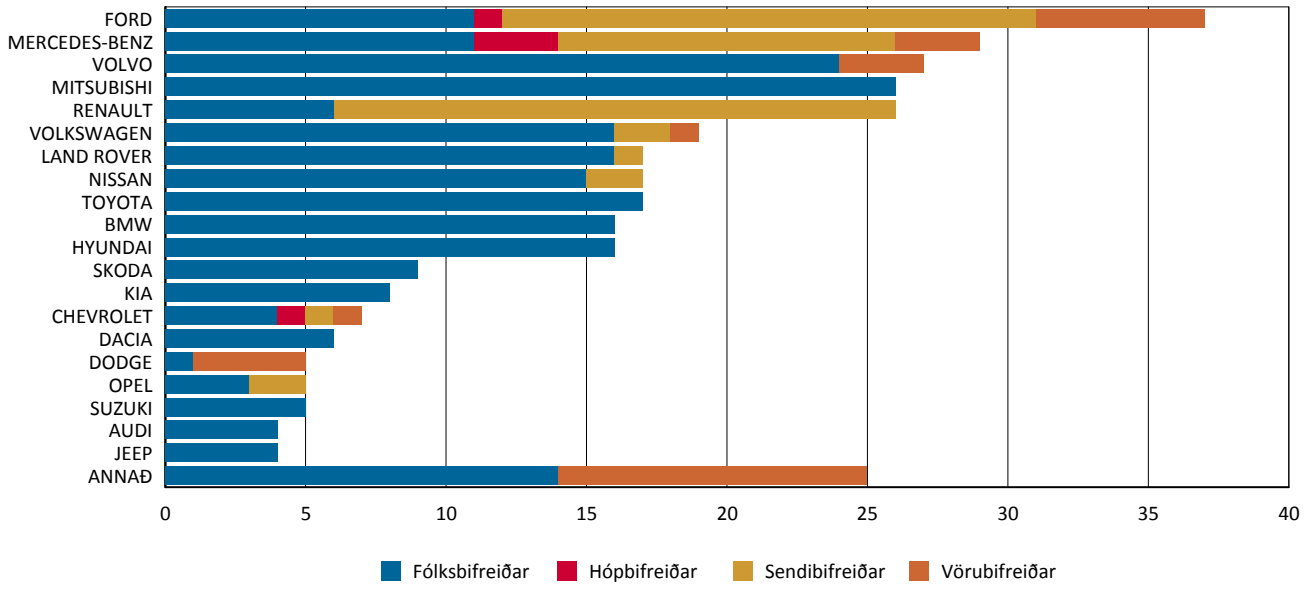
	Höfuðborgar -svæðið	Suðurnes	Vesturland	Vestfirðir	Norðurland- vestra	Norðurland- eystra	Austurland	Suðurland	Alls
FIAT	3	0	0	0	0	0	0	0	3
FORD	63	66	3	0	0	6	0	2	140
FUEL PROOF	1	0	0	0	0	0	0	0	1
GAS GAS	2	0	0	0	0	0	0	0	2
GURLESENYIL	0	0	0	0	0	0	0	2	2
HAMMAR	0	0	0	0	1	0	0	0	1
HENGIVAGN	3	0	1	0	0	1	0	1	6
HONDA	32	2	1	0	0	0	0	2	37
HUMBAUR	1	1	0	0	0	0	0	0	2
HUSQVARNA	2	0	0	0	0	0	0	0	2
HYUNDAI	34	1	4	1	0	1	0	1	42
IFOR WILLIAMS	4	0	0	0	0	1	0	3	8
INDESPENSION	0	0	0	0	0	0	0	2	2
ISUZU	1	0	0	0	0	0	0	0	1
JAGUAR	5	0	0	0	0	0	0	0	5
JEEP	5	10	0	0	0	0	0	0	15
JPM TRAILERS	0	0	0	1	0	0	0	1	2
KAWASAKI	2	1	0	0	0	0	0	0	3
KIA	33	7	1	0	0	0	2	2	45
KTM	1	0	0	0	0	1	0	0	2
LAND ROVER	15	1	0	0	0	6	0	1	23
LANGENDORF	1	0	0	0	0	0	0	0	1
LEXUS	0	0	0	0	0	0	1	0	1
LMC	2	0	0	0	0	0	0	0	2
LYNX	2	0	0	0	0	0	0	0	2
MAN	2	0	0	0	1	0	0	0	3
MAZDA	37	1	1	0	1	2	0	3	45
MEILLER	2	0	0	0	0	1	0	0	3
MERCEDES-BENZ	34	1	1	1	0	3	1	0	41
MINI	4	0	0	0	0	0	0	0	4
MITSUBISHI	85	3	5	2	2	23	4	9	133
NARKO	2	0	0	0	0	0	0	0	2
NC	0	0	0	0	0	1	0	1	2
NISSAN	42	3	3	1	0	0	2	2	53
NTM	2	0	0	0	0	0	0	0	2
NUGENT	1	1	0	0	0	0	1	2	5
OPEL	3	1	0	0	0	0	0	1	5
OZGUL	1	0	0	0	0	0	0	0	1
PEUGEOT	20	2	0	0	0	1	0	2	25
POLARIS	2	0	1	0	0	0	0	0	3
PORSCHE	6	1	0	0	0	0	0	0	7
RAGNAR VALSSON	2	0	0	0	0	1	0	0	3
RENAULT	50	1	5	0	0	1	1	3	61
ROYAL ENFIELD	0	0	0	0	0	1	0	0	1
SCANIA	8	2	0	0	0	0	0	2	12
SETRA	1	0	0	0	0	0	0	0	1
SKI-DOO	4	1	0	0	0	0	1	0	6
SKODA	22	1	0	0	0	0	4	2	29
SOLIS	1	0	0	0	0	0	0	0	1
SSANGYONG	1	0	0	0	0	1	0	0	2
SUBARU	9	0	0	0	0	1	1	0	11
SUZUKI	18	0	0	0	0	2	0	0	20
TABBERT	1	0	0	0	0	0	0	0	1

	Höfuðborgar -svæðið	Suðurnes	Vesturland	Vestfirðir	Norðurland- vestra	Norðurland- eystra	Austurland	Suðurland	Alls
TEMA	1	1	0	0	0	0	0	0	2
TOYOTA	126	11	5	1	4	9	0	11	167
V OG P	1	0	0	0	1	0	0	0	2
VA	1	0	0	0	0	0	0	0	1
VARIANT	3	0	0	0	0	0	0	0	3
VÍKURVAGNAR	1	0	0	0	0	0	0	0	1
VOLKSWAGEN	54	1	4	2	0	4	0	0	65
VOLVO	29	2	1	0	1	5	0	1	39
YAMAHA	4	0	0	0	0	0	2	0	6
<b>Alls</b>	<b>864</b>	<b>130</b>	<b>38</b>	<b>9</b>	<b>12</b>	<b>77</b>	<b>22</b>	<b>65</b>	<b>1.217</b>

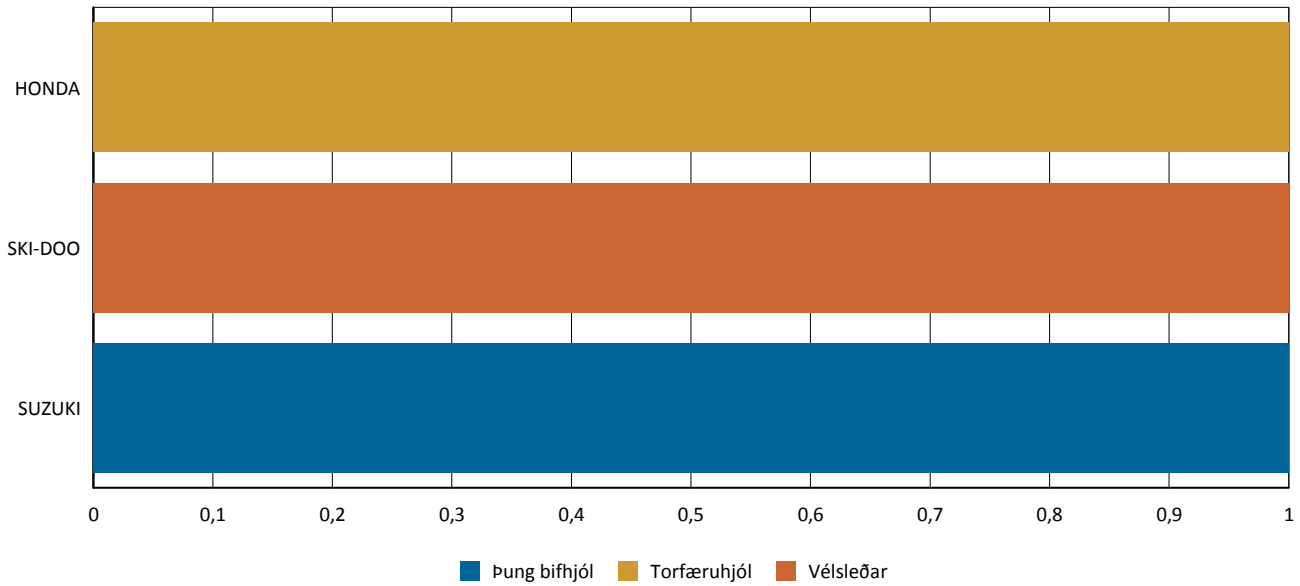
### Nýskráning notaðra ökutæki eftir tegund

Tímabil: 1.11.2017 - 30.11.2017

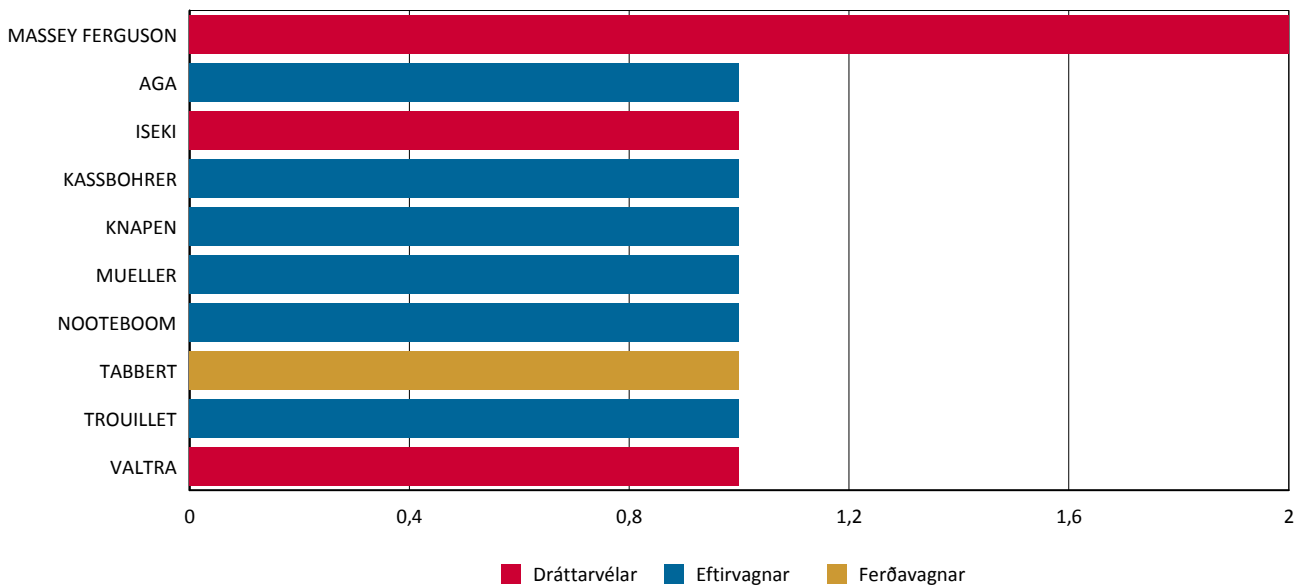
#### Topp 20



#### Topp 20



#### Topp 20



	Fólksbifreiðar	Hópbifreiðar	Sendibifreiðar	Vörubifreiðar	Alls
ALFA ROMEO	1	0	0	0	1
AUDI	4	0	0	0	4
BMW	16	0	0	0	16
BMW I	2	0	0	0	2
CHEVROLET	4	1	1	1	7
CITROEN	1	0	0	0	1
DACIA	6	0	0	0	6
DAF	0	0	0	1	1
DODGE	1	0	0	4	5
FORD	11	1	19	6	37
GMC	0	0	0	1	1
GROVE	0	0	0	1	1
HYUNDAI	16	0	0	0	16
IHC	0	0	0	1	1
IVECO	0	0	0	1	1
JAGUAR	3	0	0	0	3
JAGUAR LAND ROVER	2	0	0	0	2
JEEP	4	0	0	0	4
KIA	8	0	0	0	8
LAND ROVER	16	0	1	0	17
MAN	0	0	0	3	3
MAZDA	1	0	0	0	1
MERCEDES-BENZ	11	3	12	3	29
MINI	26	0	0	0	26
NISSAN	15	0	2	0	17
OPEL	3	0	2	0	5
PORSCHE	1	0	0	0	1
RENAULT	6	0	20	0	26
SCANIA	0	0	0	3	3
SKODA	9	0	0	0	9
SMART	1	0	0	0	1
SSANGYONG	2	0	0	0	2
SUZUKI	5	0	0	0	5
TOYOTA	17	0	0	0	17
VOLKSWAGEN	16	0	2	1	19
VOLVO	24	0	0	3	27
<b>Alls</b>	<b>232</b>	<b>5</b>	<b>59</b>	<b>29</b>	<b>325</b>

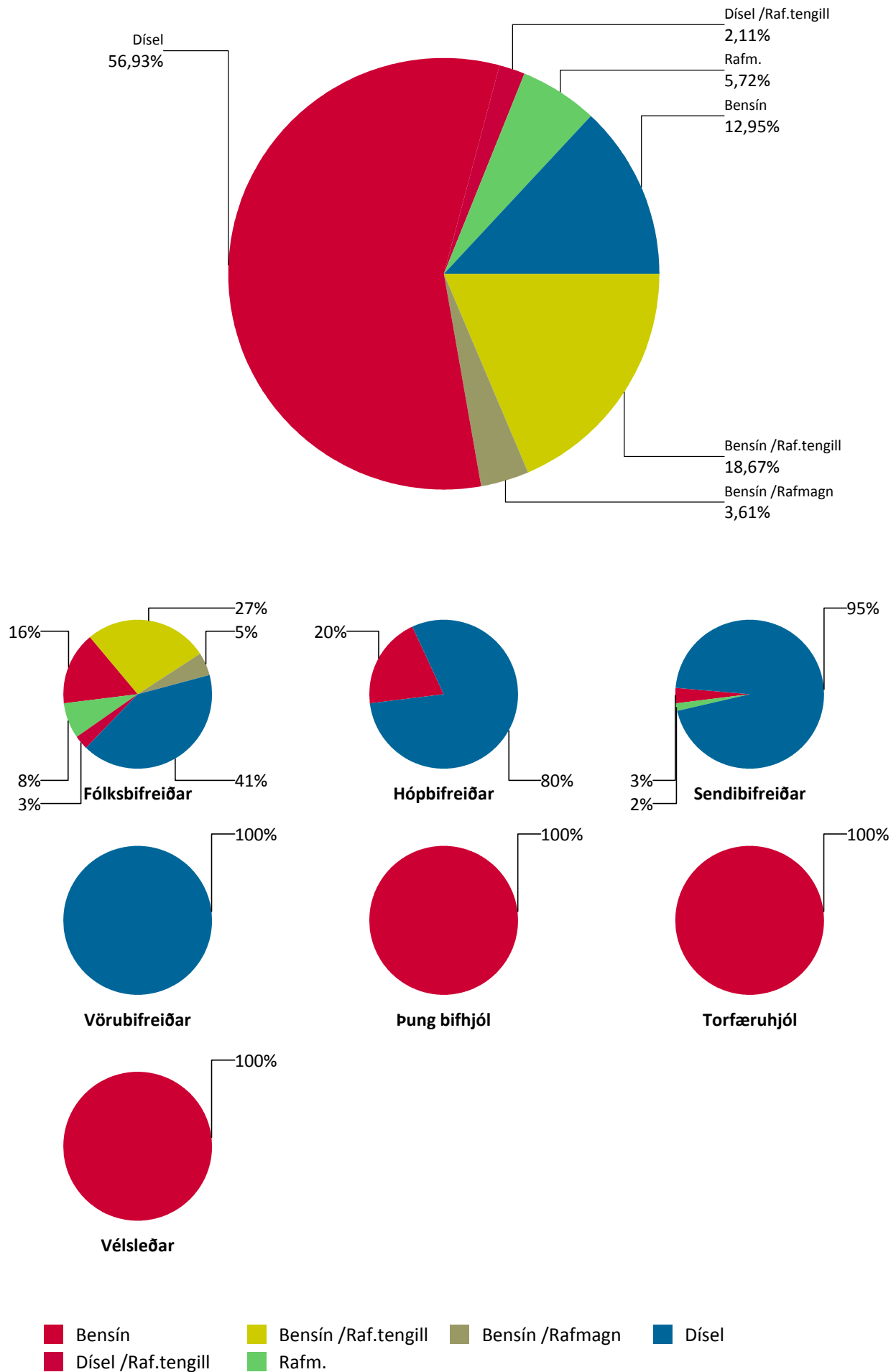
	Pung bifhjól	Torfæruhjól	Vélsleðar	Alls
HONDA	0	1	0	1
SKI-DOO	0	0	1	1
SUZUKI	1	0	0	1
<b>Alls</b>	<b>1</b>	<b>1</b>	<b>1</b>	<b>3</b>

	Dráttarvélar	Eftirvagnar	Ferðavagnar	Alls
AGA	0	1	0	1
ISEKI	1	0	0	1
KASSBOHRER	0	1	0	1
KNAPEN	0	1	0	1
MASSEY FERGUSON	2	0	0	2
MUELLER	0	1	0	1
NOOTEBOOM	0	1	0	1
TABBERT	0	0	1	1
TROUILLET	0	1	0	1
VALTRA	1	0	0	1
<b>Alls</b>	<b>4</b>	<b>6</b>	<b>1</b>	<b>11</b>

Heimilt er að birta einstaka niðurstöður úr þessari skýrslu ef heimilda er getið. Ekki er heimilt að afrita skýrsluna, hvorki að hluta né í heild sinni, til dreifingar.

### Nýskráning notaðra ökutækja eftir orkugjafa

Dagsetning: 1.11.2017 - 30.11.2017





**Fólksbifreiðar**

	Bensín	Bensín /Raf.ten/Rafmag	Bensín	Dísel	Rafm.	Dísel /Raf.ten	Alls
ALFA ROMEO	0	0	0	1	0	0	1
AUDI	0	0	0	3	0	1	4
BMW	2	7	0	6	1	0	16
BMW I	0	1	0	0	1	0	2
CHEVROLET	2	1	0	1	0	0	4
CITROEN	1	0	0	0	0	0	1
DACIA	6	0	0	0	0	0	6
DODGE	1	0	0	0	0	0	1
FORD	8	0	0	3	0	0	11
HYUNDAI	4	0	0	11	1	0	16
JAGUAR	0	0	0	3	0	0	3
JAGUAR LAND ROVER	0	0	0	2	0	0	2
JEEP	1	0	0	3	0	0	4
KIA	0	5	0	3	0	0	8
LAND ROVER	1	0	0	15	0	0	16
MAZDA	1	0	0	0	0	0	1
MERCEDES-BENZ	3	3	0	5	0	0	11
MITSUBISHI	0	25	1	0	0	0	26
NISSAN	0	0	0	1	14	0	15
OPEL	2	0	0	1	0	0	3
PORSCHE	0	1	0	0	0	0	1
RENAULT	2	0	0	3	1	0	6
SKODA	0	0	0	9	0	0	9
SMART	1	0	0	0	0	0	1
SSANGYONG	0	0	0	2	0	0	2
SUZUKI	0	0	0	5	0	0	5
TOYOTA	1	0	11	5	0	0	17
VOLKSWAGEN	1	7	0	8	0	0	16
VOLVO	0	12	0	6	0	6	24
<b>Alls</b>	<b>37</b>	<b>62</b>	<b>12</b>	<b>96</b>	<b>18</b>	<b>7</b>	<b>232</b>

**Hópbifreiðar**

	Bensín	Dísel	Alls
CHEVROLET	1	0	1
FORD	0	1	1
MERCEDES-BENZ	0	3	3
<b>Alls</b>	<b>1</b>	<b>4</b>	<b>5</b>

**Sendibifreiðar**

	Bensín	Dísel	Rafm.	Alls
CHEVROLET	1	0	0	1
FORD	1	18	0	19
LAND ROVER	0	1	0	1
MERCEDES-BENZ	0	12	0	12
NISSAN	0	1	1	2
OPEL	0	2	0	2
RENAULT	0	20	0	20
VOLKSWAGEN	0	2	0	2
<b>Alls</b>	<b>2</b>	<b>56</b>	<b>1</b>	<b>59</b>

**Vörubifreiðar**

	Dísel	Alls
CHEVROLET	1	1
DAF	1	1
DODGE	4	4
FORD	6	6
GMC	1	1
GROVE	1	1
IHC	1	1
IVECO	1	1
MAN	3	3
MERCEDES-BENZ	3	3
SCANIA	3	3
VOLKSWAGEN	1	1
VOLVO	3	3
<b>Alls</b>	<b>29</b>	<b>29</b>

**Pung bifhjól**

	Bensín	Alls
SUZUKI	1	1
<b>Alls</b>	<b>1</b>	<b>1</b>

**Torfæruhjól**

	Bensín	Alls
HONDA	1	1
<b>Alls</b>	<b>1</b>	<b>1</b>

**Vélsleðar**

	Bensín	Alls
SKI-DOO	1	1
<b>Alls</b>	<b>1</b>	<b>1</b>

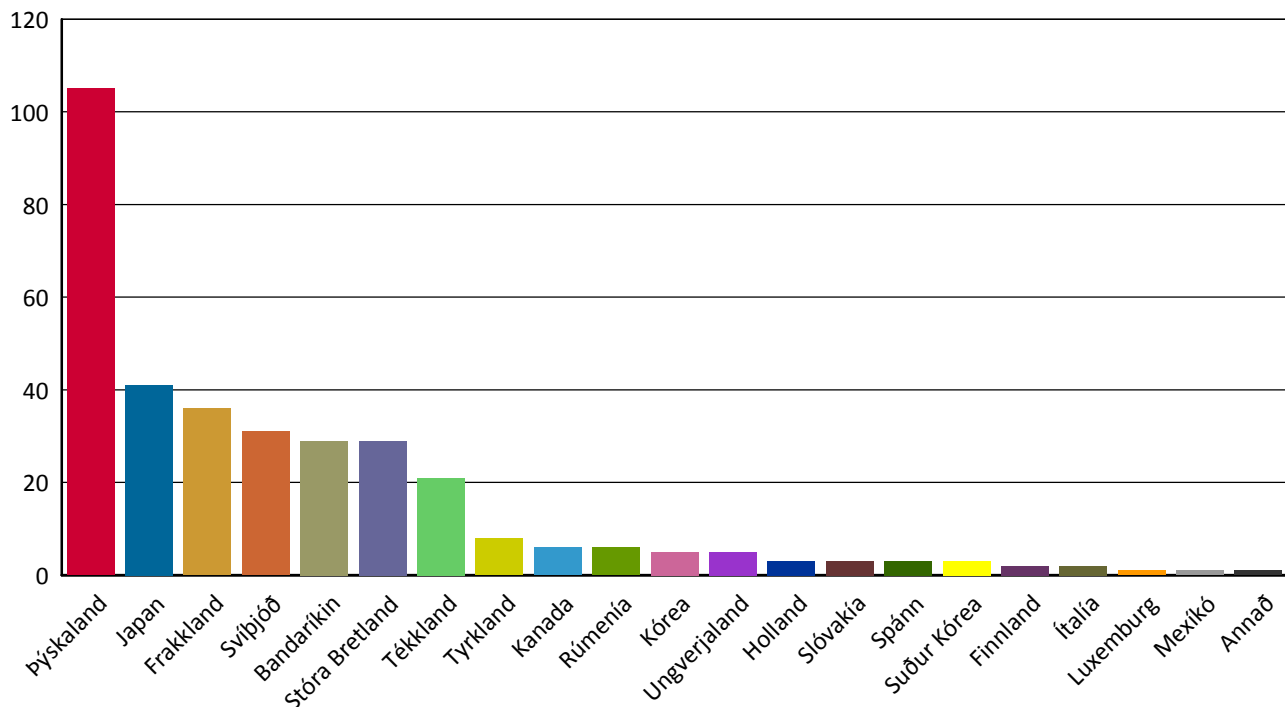
**Dráttarvélar**

	Dísel	Alls
ISEKI	1	1
MASSEY FERGUSON	2	2
VALTRA	1	1
<b>Alls</b>	<b>4</b>	<b>4</b>

## Nýskráning notaðra ökutækja eftir framleiðslulöndum

Tímabil: 1.11.2017 - 30.11.2017

## Topp 20



	Fólksbifreiðar	Hópbifreiðar	Sendibifreiðar	Vörubifreiðar	Alls
Bandaríkin	18	1	1	8	28
Frakkland	14	0	20	0	34
Holland	0	0	0	1	1
Ítalía	1	0	0	1	2
Japan	39	0	0	0	39
Kanada	1	0	0	4	5
Kórea	5	0	0	0	5
Mexíkó	0	0	1	0	1
Rúmenía	6	0	0	0	6
Slóvakía	3	0	0	0	3
Spánn	1	0	2	0	3
Stóra Bretland	28	0	1	0	29
Suður Kórea	3	0	0	0	3
Svíþjóð	24	0	0	6	30
Tékkland	21	0	0	0	21
Tyrkland	8	0	0	0	8
Ungverjaland	5	0	0	0	5
Þýskaland	55	4	34	9	102
<b>Alls</b>	<b>232</b>	<b>5</b>	<b>59</b>	<b>29</b>	<b>325</b>

	Þung bifhjól	Torfæruhjól	Vélsleðar	Alls
Bandaríkin	0	1	0	1
Japan	1	0	0	1
Kanada	0	0	1	1
<b>Alls</b>	<b>1</b>	<b>1</b>	<b>1</b>	<b>3</b>

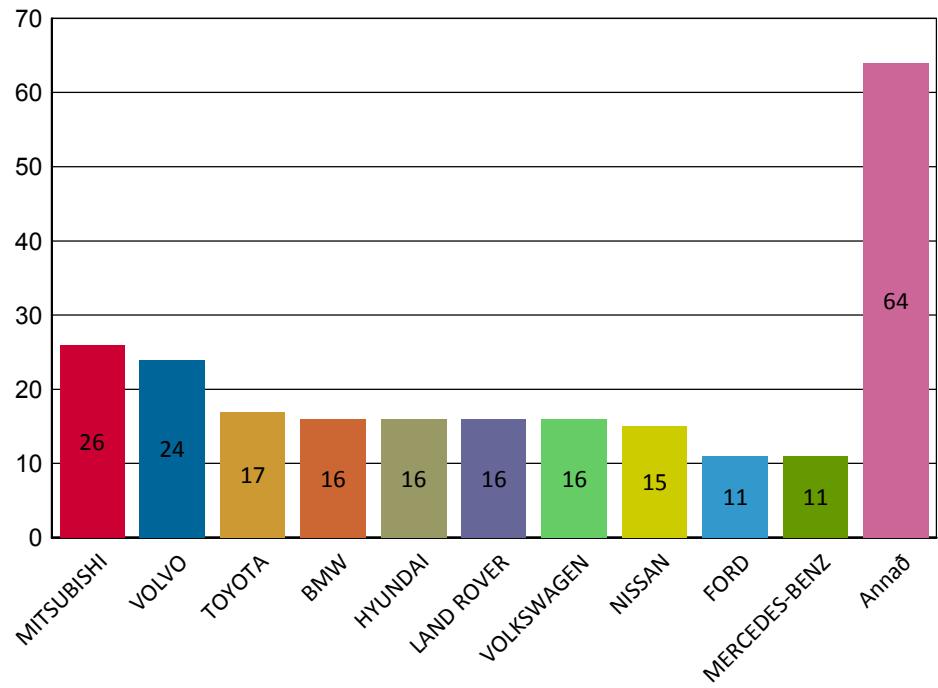
	Dráttarvélar	Eftirvagnar	Ferðavagnar	Alls
Finnland	1	0	0	1
Frakkland	2	0	0	2
Holland	0	2	0	2
Japan	1	0	0	1
Portúgal	0	1	0	1

	<b>Dráttarvélar</b>	<b>Eftirvagnar</b>	<b>Ferðavagnar</b>	<b>Alls</b>
Svíþjóð	0	1	0	1
Þýskaland	0	2	1	3
<b>Alls</b>	<b>4</b>	<b>6</b>	<b>1</b>	<b>11</b>

## Nýskráning notaðra ökutækja - Topp 10 fólksbifreiðar

Tímabil: 1.11.2017 - 30.11.2017

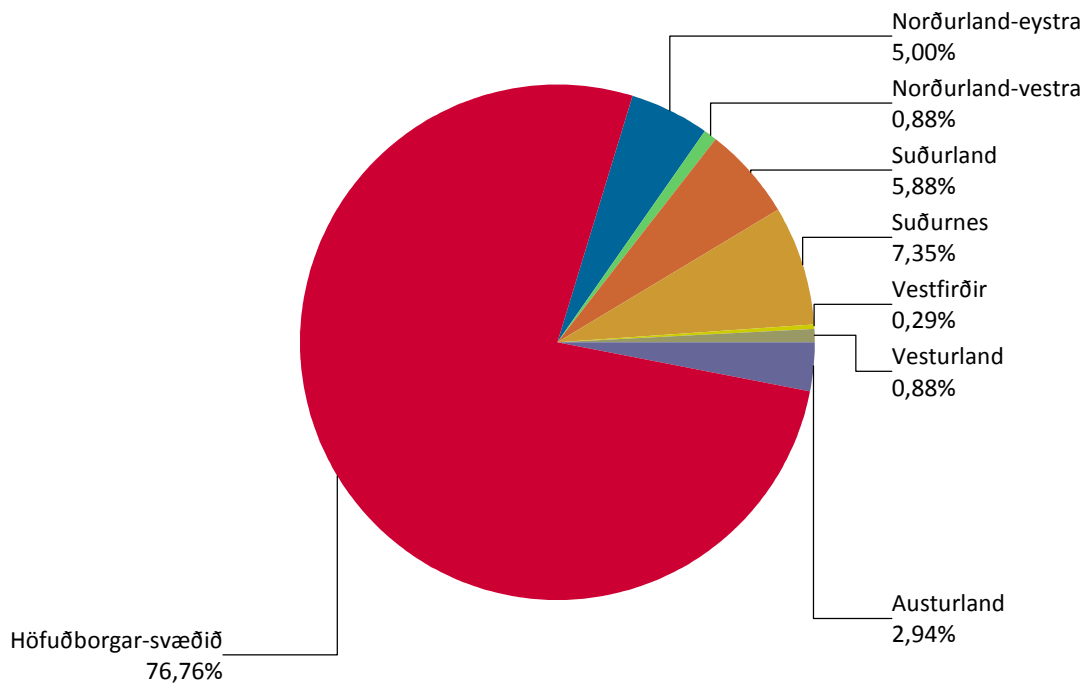
## Topp 10



Fólksbifreiðar	
MITSUBISHI	26
VOLVO	24
TOYOTA	17
BMW	16
HYUNDAI	16
LAND ROVER	16
VOLKSWAGEN	16
NISSAN	15
FORD	11
MERCEDES-BENZ	11

## Nýskráning notaðra ökutækja eftir landshlutum

Dagsetning: 1.11.2017 - 30.11.2017



	Höfuðborgar -svæðið	Suðurnes	Vesturland	Vestfirðir	Norðurland- vestra	Norðurland- eystra	Austurland	Suðurland	Alls
Fólksbifreiðar	185	19	2	0	3	5	8	9	231
Hópbifreiðar	4	1	0	0	0	0	0	0	5
Sendibifreiðar	47	2	1	0	0	5	1	3	59
Vörubifreiðar	16	2	0	1	0	5	1	4	29
Þung bifhjól	1	0	0	0	0	0	0	0	1
Torfæruhjól	0	1	0	0	0	0	0	0	1
Vélsleðar	1	0	0	0	0	0	0	0	1
Dráttarvélar	1	0	0	0	0	0	0	3	4
Eftirvagnar	6	0	0	0	0	0	0	0	6
Ferðavagnar	0	0	0	0	0	0	0	1	1
<b>Alls</b>	<b>261</b>	<b>25</b>	<b>3</b>	<b>1</b>	<b>3</b>	<b>15</b>	<b>10</b>	<b>20</b>	<b>338</b>

	Höfuðborgar -svæðið	Suðurnes	Vesturland	Vestfirðir	Norðurland- vestra	Norðurland- eystra	Austurland	Suðurland	Alls
AGA	1	0	0	0	0	0	0	0	1
ALFA ROMEO	1	0	0	0	0	0	0	0	1
AUDI	4	0	0	0	0	0	0	0	4
BMW	10	5	1	0	0	0	0	0	16
BMW I	2	0	0	0	0	0	0	0	2
CHEVROLET	4	0	0	0	0	2	1	0	7
DACIA	6	0	0	0	0	0	0	0	6
DAF	0	0	0	0	0	1	0	0	1
DODGE	1	0	0	0	0	3	1	0	5
FORD	26	4	0	0	0	4	1	2	37
GMC	0	1	0	0	0	0	0	0	1
GROVE	0	0	0	0	0	0	0	1	1
HONDA	0	1	0	0	0	0	0	0	1
HYUNDAI	16	0	0	0	0	0	0	0	16
IHC	0	1	0	0	0	0	0	0	1
ISEKI	1	0	0	0	0	0	0	0	1

	Höfuðborgar -svæðið	Suðurnes	Vesturland	Vestfirðir	Norðurland- vestra	Norðurland- eystra	Austurland	Suðurland	Alls
IVECO	1	0	0	0	0	0	0	0	1
JAGUAR	1	0	0	0	0	0	0	2	3
JAGUAR LAND ROVER L	2	0	0	0	0	0	0	0	2
JEEP	3	0	0	0	1	0	0	0	4
KASSBOHRER	1	0	0	0	0	0	0	0	1
KIA	6	2	0	0	0	0	0	0	8
KNAPEN	1	0	0	0	0	0	0	0	1
LAND ROVER	14	1	0	0	0	0	1	1	17
MAN	3	0	0	0	0	0	0	0	3
MASSEY FERGUSON	0	0	0	0	0	0	0	2	2
MAZDA	1	0	0	0	0	0	0	0	1
MERCEDES-BENZ	22	1	1	0	0	1	1	3	29
MITSUBISHI	21	1	0	0	1	1	2	0	26
MUELLER	1	0	0	0	0	0	0	0	1
NEW HOLLAND	0	0	0	0	0	1	0	0	1
NISSAN	14	1	0	0	0	1	0	1	17
NOOTEBOOM	1	0	0	0	0	0	0	0	1
OPEL	3	0	0	0	0	0	1	1	5
PORSCHE	0	0	0	0	0	1	0	0	1
RENAULT	24	1	0	0	0	0	0	1	26
SCANIA	3	0	0	0	0	0	0	0	3
SKI-DOO	1	0	0	0	0	0	0	0	1
SKODA	9	0	0	0	0	0	0	0	9
SMART	1	0	0	0	0	0	0	0	1
SSANGYONG	2	0	0	0	0	0	0	0	2
SUZUKI	2	4	0	0	0	0	0	0	6
TABBERT	0	0	0	0	0	0	0	1	1
TOYOTA	13	0	1	0	0	1	0	2	17
TROUILLET	1	0	0	0	0	0	0	0	1
VALTRA	0	0	0	0	0	1	0	1	2
VOLKSWAGEN	17	1	0	0	0	0	0	1	19
VOLVO	21	1	0	1	1	0	2	1	27
<b>Alls</b>	<b>261</b>	<b>25</b>	<b>3</b>	<b>1</b>	<b>3</b>	<b>17</b>	<b>10</b>	<b>20</b>	<b>340</b>