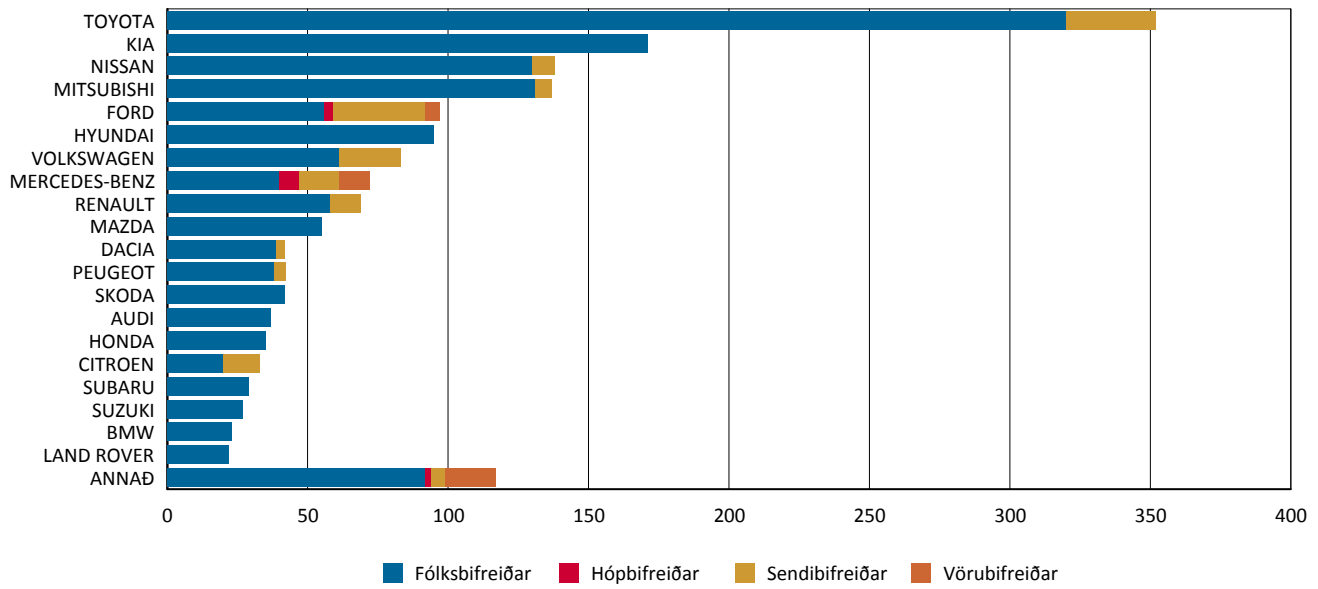


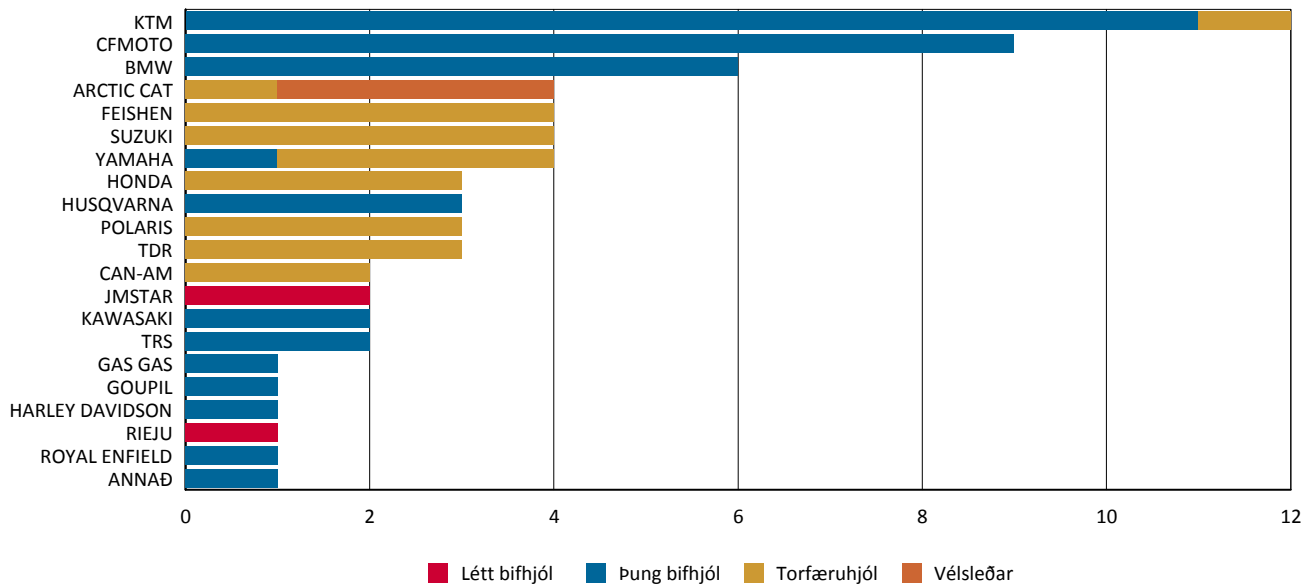
Nýskráning nýrra ökutæki eftir tegund

Tímabil: 1.8.2017 - 31.8.2017

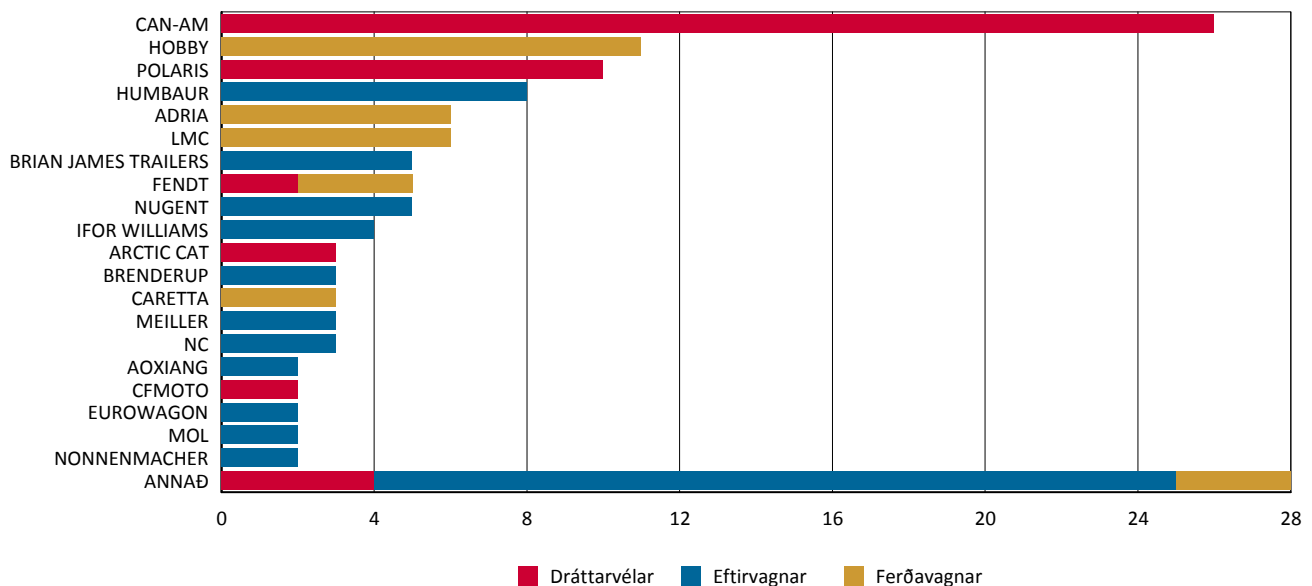
Topp 20



Topp 20



Topp 20



	Fólksbifreiðar	Hópbifreiðar	Sendibifreiðar	Vörubifreiðar	Alls
ALFA ROMEO	2	0	0	0	2
AUDI	37	0	0	0	37
BMW	23	0	0	0	23
BMW I	6	0	0	0	6
BURSTNER/FIAT	1	0	0	0	1
CHEVROLET	1	0	0	0	1
CITROEN	20	0	13	0	33
COBUS	0	1	0	0	1
DACIA	39	0	3	0	42
DODGE	4	0	1	3	8
FIAT	3	0	0	0	3
FORD	56	3	33	5	97
GMC	0	0	0	1	1
HONDA	35	0	0	0	35
HYUNDAI	95	0	0	0	95
ISUZU	0	0	2	0	2
IVECO	0	1	2	1	4
JAGUAR	2	0	0	0	2
JEEP	16	0	0	0	16
KIA	171	0	0	0	171
LAND ROVER	22	0	0	0	22
LEXUS	8	0	0	0	8
MAN	0	0	0	6	6
MAZDA	55	0	0	0	55
MERCEDES-BENZ	40	7	14	11	72
MINI	131	0	6	0	137
NISSAN	130	0	8	0	138
OPEL	9	0	0	0	9
PEUGEOT	38	0	4	0	42
PORSCHE	7	0	0	0	7
RENAULT	58	0	11	0	69
SCANIA	0	0	0	6	6
SKODA	42	0	0	0	42
SSANGYONG	16	0	0	0	16
SUBARU	29	0	0	0	29
SUZUKI	27	0	0	0	27
TOYOTA	320	0	32	0	352
VOLKSWAGEN	61	0	22	0	83
VOLVO	17	0	0	1	18
Alls	1.521	12	151	34	1.718
	Létt bifhjól	Þung bifhjól	Torfæruhjól	Vélsleðar	Alls
ARCTIC CAT	0	0	1	3	4
BMW	0	6	0	0	6
CAN-AM	0	0	2	0	2
CFMOTO	0	9	0	0	9
FEISHEN	0	0	4	0	4
GAS GAS	0	1	0	0	1
GOUPIL	0	1	0	0	1
HARLEY DAVIDSON	0	1	0	0	1
HONDA	0	0	3	0	3
HUSQVARNA	0	3	0	0	3
JMSTAR	2	0	0	0	2
KAWASAKI	0	2	0	0	2
KTM	0	11	1	0	12

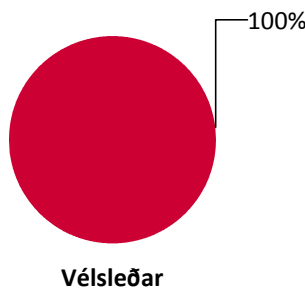
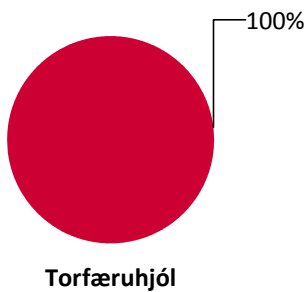
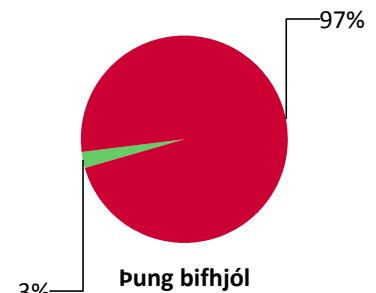
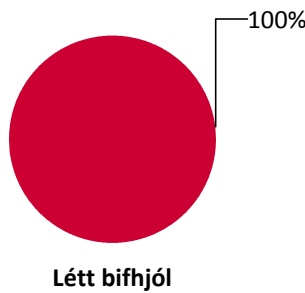
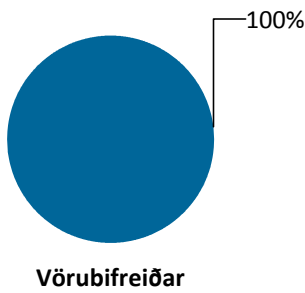
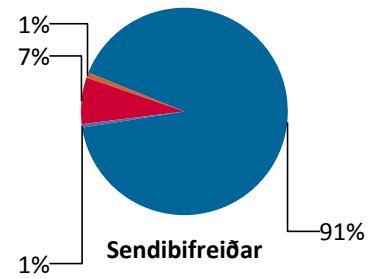
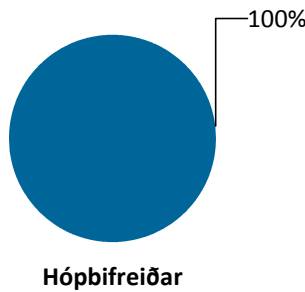
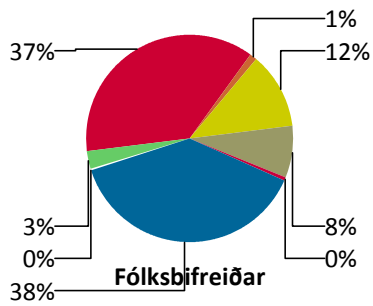
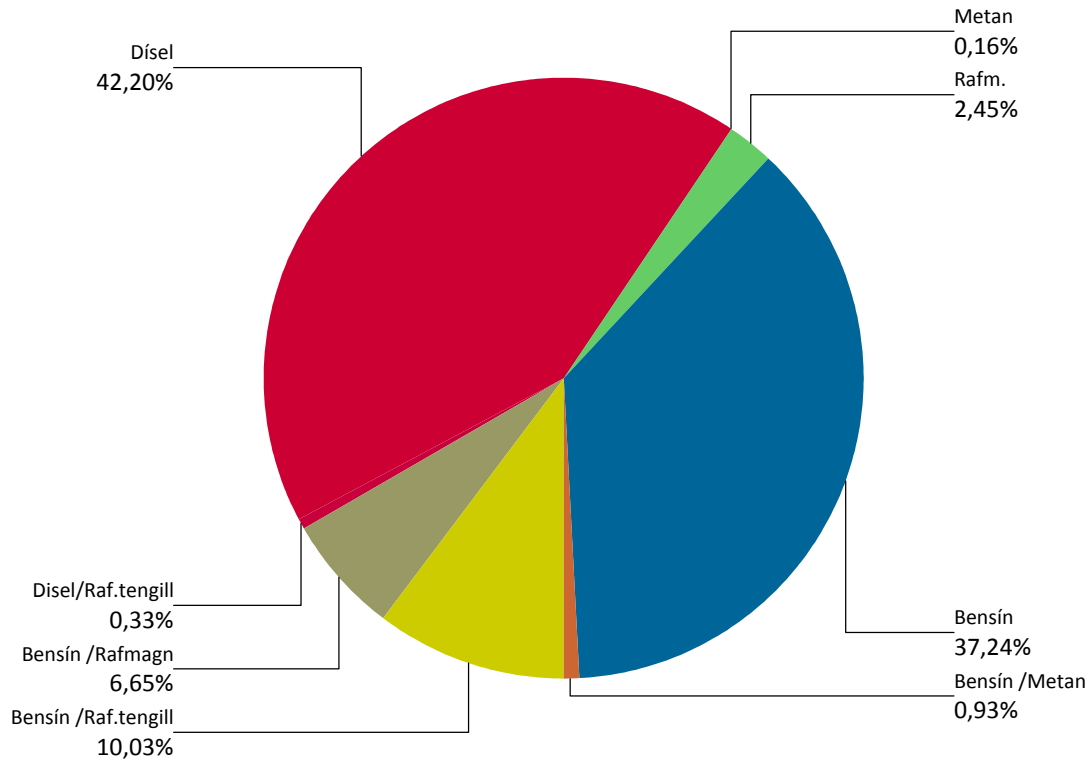
	Létt bifhjól	Pung bifhjól	Torfæruhjól	Vélsleðar	Alls
POLARIS	0	0	3	0	3
RIEJU	1	0	0	0	1
ROYAL ENFIELD	0	1	0	0	1
SUZUKI	0	0	4	0	4
TDR	0	0	3	0	3
TRS	0	2	0	0	2
YAMAHA	0	1	3	0	4
ZNEN	0	1	0	0	1
Alls	3	39	24	3	69

	Dráttarvélur	Eftirvagnar	Ferðavagnar	Alls
ADRIA	0	0	6	6
ANDERSON	0	0	1	1
ANSSEMS	0	1	0	1
AOXIANG	0	2	0	2
ARCTIC CAT	3	0	0	3
BATESON	0	1	0	1
BRENDERUP	0	3	0	3
BRIAN JAMES TRAILE	0	5	0	5
CAMP LET	0	0	1	1
CAN-AM	26	0	0	26
CARETTA	0	0	3	3
CFMOTO	2	0	0	2
CLAAS	1	0	0	1
DALERY	0	1	0	1
EUROWAGON	0	2	0	2
EXTREME TRAILERS	0	1	0	1
FENDT	2	0	3	5
GROVE	0	1	0	1
HOBBY	0	0	11	11
HUMBAUR	0	8	0	8
IFOR WILLIAMS	0	4	0	4
INDESPENSION	0	1	0	1
INTERSTATE	0	1	0	1
KANE	0	1	0	1
KEMPF	0	1	0	1
KNAUS	0	0	1	1
LANGENDORF	0	1	0	1
LMC	0	0	6	6
LOADTRAIL	0	1	0	1
MEILLER	0	3	0	3
MOL	0	2	0	2
NC	0	3	0	3
NEPTUN	0	1	0	1
NONNENMACHER	0	2	0	2
NUGENT	0	5	0	5
OZGUL	0	2	0	2
PACTON	0	1	0	1
POLARIS	10	0	0	10
QUADDY	1	0	0	1
RAGNAR VALSSON	0	1	0	1
SOLIS	2	0	0	2
STEMA	0	1	0	1
UNSINN	0	2	0	2
VARIANT	0	1	0	1

	Dráttarvélar	Eftirvagnar	Ferðavagnar	Alls
VÍKURVAGNAR	0	1	0	1
Alls	47	60	32	139

Nýskráning nýrra ökutækja eftir orkugjafa

Dagsetning: 1.8.2017 - 31.8.2017



- Bensín
- Bensín /Metan
- Bensín /Raf.tengill
- Bensín /Rafmagn
- Disel/Raf.tengill
- Dísel
- Metan
- Rafm.

Fólksbifreiðar

	Bensín	Bensín /Metan	Bensín /Raf.ten	Bensín /Rafmag	Dísel	Metan	Rafm.	Disel/Ra f.tengill	Alls
ALFA ROMEO	2	0	0	0	0	0	0	0	2
AUDI	7	1	17	0	6	0	0	6	37
BMW	1	0	11	0	11	0	0	0	23
BMW I	0	0	1	0	0	0	5	0	6
BURSTNER/FIAT	0	0	0	0	1	0	0	0	1
CHEVROLET	1	0	0	0	0	0	0	0	1
CITROEN	10	0	0	0	10	0	0	0	20
DACIA	0	0	0	0	39	0	0	0	39
DODGE	4	0	0	0	0	0	0	0	4
FIAT	2	0	0	0	1	0	0	0	3
FORD	37	0	0	0	19	0	0	0	56
HONDA	29	0	0	0	6	0	0	0	35
HYUNDAI	55	0	0	1	39	0	0	0	95
JAGUAR	0	0	0	0	2	0	0	0	2
JEEP	1	0	0	0	15	0	0	0	16
KIA	61	0	12	7	88	0	3	0	171
LAND ROVER	0	0	0	0	22	0	0	0	22
LEXUS	0	0	0	8	0	0	0	0	8
MAZDA	50	0	0	0	5	0	0	0	55
MERCEDES-BENZ	3	0	14	0	20	0	3	0	40
MITSUBISHI	6	0	107	0	18	0	0	0	131
NISSAN	10	0	0	0	106	0	14	0	130
OPEL	9	0	0	0	0	0	0	0	9
PEUGEOT	15	0	0	0	23	0	0	0	38
PORSCHE	1	0	5	0	1	0	0	0	7
RENAULT	18	0	0	0	33	0	7	0	58
SKODA	8	6	0	0	28	0	0	0	42
SSANGYONG	0	0	0	0	16	0	0	0	16
SUBARU	22	0	0	0	7	0	0	0	29
SUZUKI	26	0	0	0	1	0	0	0	27
TOYOTA	166	0	0	106	48	0	0	0	320
VOLKSWAGEN	18	9	13	0	7	2	12	0	61
VOLVO	0	0	4	0	13	0	0	0	17
Alls	562	16	184	122	585	2	44	6	1.521

Hópbifreiðar

	Dísel	Alls
COBUS	1	1
FORD	3	3
IVECO	1	1
MERCEDES-BENZ	7	7
Alls	12	12

Sendibifreiðar

	Bensín	Bensín /Metan	Dísel	Metan	Alls
CITROEN	0	0	13	0	13
DACIA	0	0	3	0	3
DODGE	1	0	0	0	1
FORD	5	0	28	0	33

	Bensín	Bensín /Metan	Dísel	Metan	Alls
ISUZU	0	0	2	0	2
IVECO	0	0	2	0	2
MERCEDES-BENZ	0	1	13	0	14
MITSUBISHI	0	0	6	0	6
NISSAN	0	0	8	0	8
PEUGEOT	0	0	4	0	4
RENAULT	1	0	10	0	11
TOYOTA	0	0	32	0	32
VOLKSWAGEN	4	0	17	1	22
Alls	11	1	138	1	151

Vörubifreiðar

	Dísel	Alls
DODGE	3	3
FORD	5	5
GMC	1	1
IVECO	1	1
MAN	6	6
MERCEDES-BENZ	11	11
SCANIA	6	6
VOLVO	1	1
Alls	34	34

Létt bifhjól

	Bensín	Alls
JMSTAR	2	2
RIEJU	1	1
Alls	3	3

Pung bifhjól

	Bensín	Rafm.	Alls
BMW	6	0	6
CFMOTO	9	0	9
GAS GAS	1	0	1
GOUPIL	0	1	1
HARLEY DAVIDSON	1	0	1
HUSQVARNA	3	0	3
KAWASAKI	2	0	2
KTM	11	0	11
ROYAL ENFIELD	1	0	1
TRS	2	0	2
YAMAHA	1	0	1
ZNEN	1	0	1
Alls	38	1	39

Torfæruhjól

	Bensín	Alls
ARCTIC CAT	1	1
CAN-AM	2	2
FEISHEN	4	4
HONDA	3	3
KTM	1	1
POLARIS	3	3
SUZUKI	4	4
TDR	3	3
YAMAHA	3	3
Alls	24	24

Vélsleðar

	Bensín	Alls
ARCTIC CAT	3	3
Alls	3	3

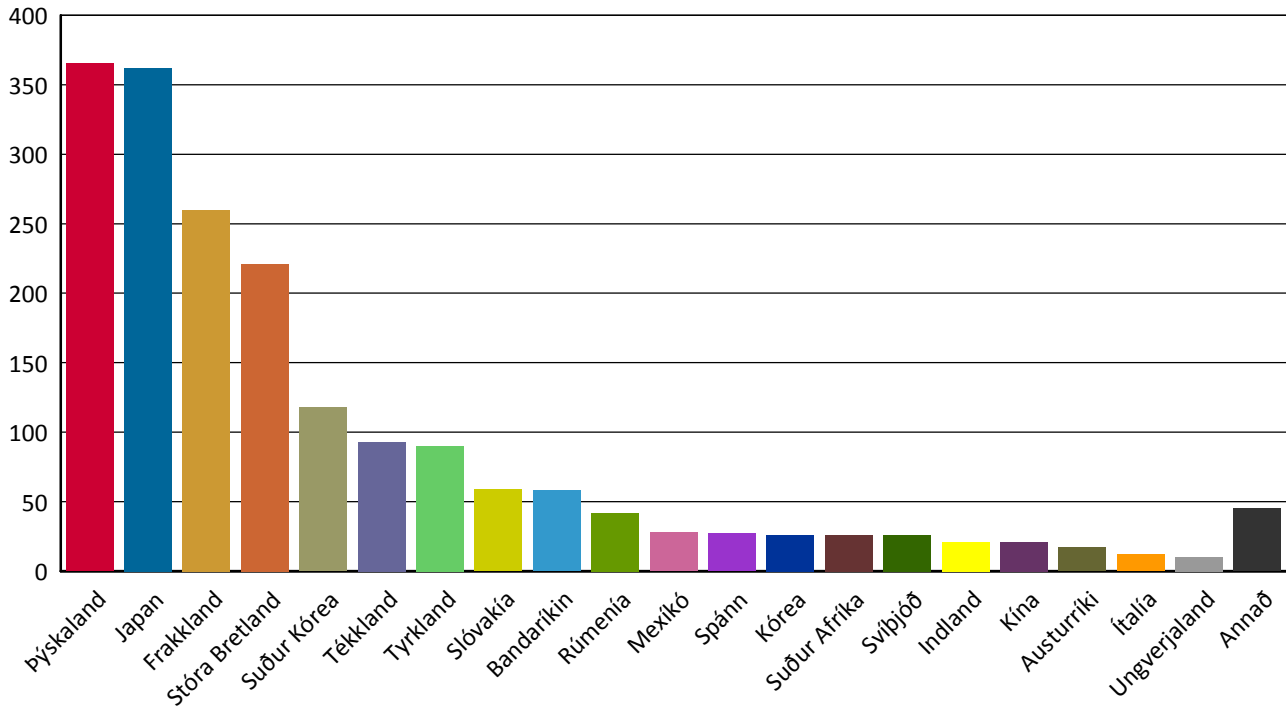
Dráttarvélar

	Bensín	Dísel	Alls
ARCTIC CAT	3	0	3
CAN-AM	26	0	26
CFMOTO	2	0	2
CLAAS	0	1	1
FENDT	0	2	2
POLARIS	10	0	10
QUADDY	1	0	1
SOLIS	0	2	2
Alls	42	5	47

Nýskráning nýrra ökutækja eftir framleiðslulöndum

Tímabil: 1.8.2017 - 31.8.2017

Topp 20



	Fólksbifreiðar	Hópbifreiðar	Sendibifreiðar	Vörubifreiðar	Alls
Bandaríkin	25	0	3	6	34
Belgía	3	0	6	0	9
Frakkland	230	0	28	0	258
Indland	19	0	1	0	20
Ítalía	6	1	2	1	10
Japan	350	0	0	0	350
Kanada	1	0	0	3	4
Kórea	26	0	0	0	26
Rúmenía	39	0	3	0	42
Slóvakía	59	0	0	0	59
Spánn	17	0	8	0	25
Stóra Bretland	201	0	0	0	201
Suður Afríka	0	0	26	0	26
Suður Kórea	118	0	0	0	118
Svíþjóð	17	0	0	7	24
Taíland	0	0	8	0	8
Tékkland	89	0	0	0	89
Tyrkland	86	0	0	0	86
Ungverjaland	10	0	0	0	10
Útlönd	0	0	1	0	1
Þýskaland	225	11	65	17	318
Alls	1.521	12	151	34	1.718
	Létt bifhjól	Þung bifhjól	Torfæruhjól	Vélsleðar	Alls
Austurríki	0	13	1	0	14
Bandaríkin	0	1	7	3	11
Frakkland	0	1	0	0	1
Indland	0	1	0	0	1
Ítalía	0	1	0	0	1
Japan	0	5	7	0	12
Kína	2	10	7	0	19

	Létt bifhjól	Pung bifhjól	Torfæruhjól	Vélsleðar	Alls
Mexíkó	0	0	2	0	2
Spánn	1	1	0	0	2
Þýskaland	0	6	0	0	6
Alls	3	39	24	3	69

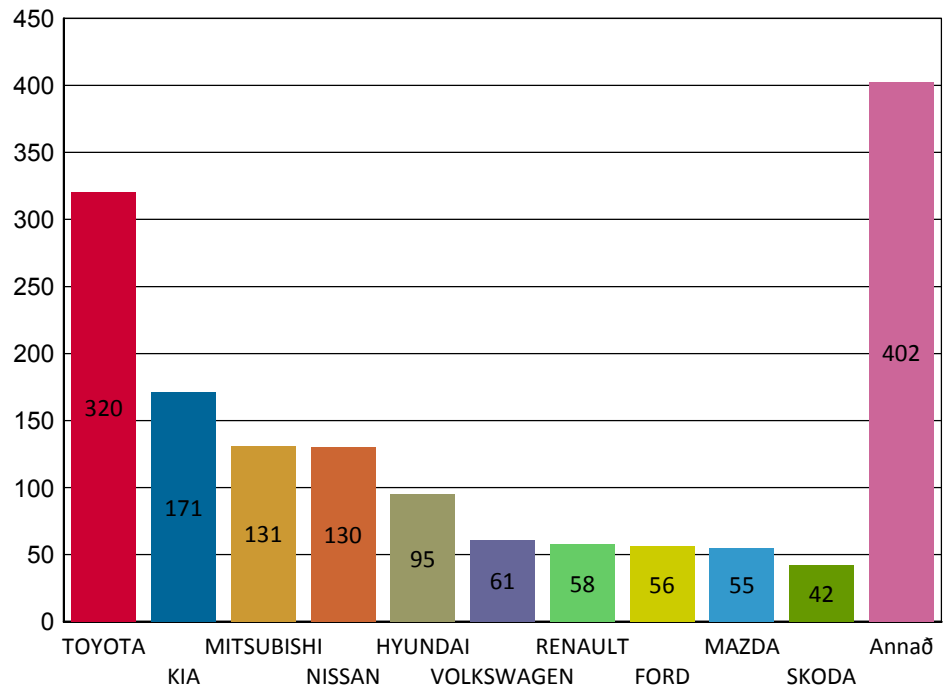
	Dráttarvélar	Eftirvagnar	Ferðavagnar	Alls
Austurríki	3	0	0	3
Bandaríkin	10	2	1	13
Danmörk	0	5	1	6
Frakkland	1	0	0	1
Holland	0	3	1	4
Ísland	0	2	0	2
Ítalía	1	0	0	1
Kína	2	0	0	2
Mexíkó	26	0	0	26
Óþekkt land	0	4	0	4
Slóvenía	0	0	6	6
Stóra Bretland	0	20	0	20
Svíþjóð	0	2	0	2
Tékkland	2	2	0	4
Tyrkland	0	1	3	4
Þýskaland	2	19	20	41
Alls	47	60	32	139

Nýskráning nýrra ökutækja - Topp 10 fólksbifreiðar

Tímabil: 1.8.2017 - 31.8.2017

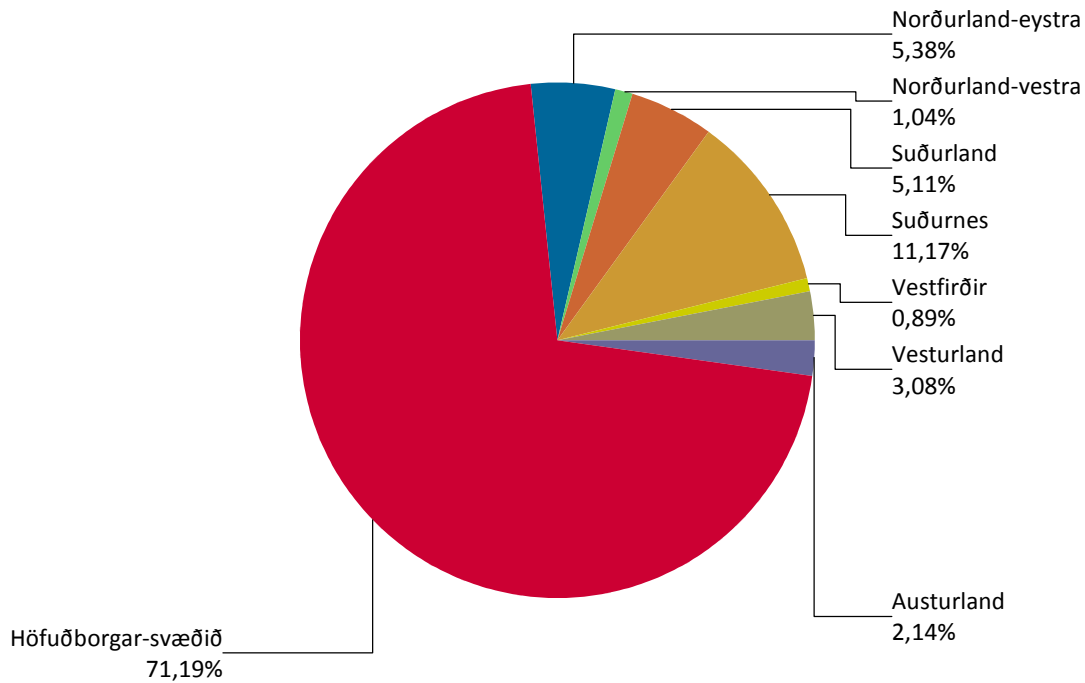
Topp 10

Fólksbifreiðar	
TOYOTA	320
KIA	171
MITSUBISHI	131
NISSAN	130
HYUNDAI	95
VOLKSWAGEN	61
RENAULT	58
FORD	56
MAZDA	55
SKODA	42



Nýskráning nýrra ökutækja eftir landshlutum

Dagsetning: 1.8.2017 - 31.8.2017



	Höfuðborgar -svæðið	Suðurnes	Vesturland	Vestfirðir	Norðurland- vestra	Norðurland- eystra	Austurland	Suðurland	Alls
Fólksbifreiðar	1.104	192	38	12	11	69	28	60	1.514
Hópbifreiðar	6	1	2	1	0	0	1	1	12
Sendibifreiðar	110	8	3	1	0	9	2	18	151
Vörubifreiðar	27	1	1	0	1	2	0	2	34
Létt bifhjól	2	0	0	0	0	0	0	0	2
Þung bifhjól	22	3	2	0	3	4	3	2	39
Torfæruhjól	13	2	2	0	1	3	1	2	24
Vélsleðar	3	0	0	0	0	0	0	0	3
Dráttarvélar	33	0	5	0	3	0	3	2	46
Eftirvagnar	28	1	5	3	1	11	1	9	59
Ferðavagnar	15	6	1	0	0	5	2	2	31
Alls	1.363	214	59	17	20	103	41	98	1.915

	Höfuðborgar -svæðið	Suðurnes	Vesturland	Vestfirðir	Norðurland- vestra	Norðurland- eystra	Austurland	Suðurland	Alls
ADRIA	3	2	0	0	0	1	0	0	6
ALFA ROMEO	2	0	0	0	0	0	0	0	2
ANDERSON	0	1	0	0	0	0	0	0	1
ANSSEMS	1	0	0	0	0	0	0	0	1
AOXIANG	0	0	0	0	0	0	0	2	2
ARCTIC CAT	4	0	0	0	1	1	1	0	7
AUDI	31	0	3	0	0	2	0	0	36
BATESON	0	0	0	0	0	1	0	0	1
BMW	25	1	0	1	0	1	0	0	28
BMW I	6	0	0	0	0	0	0	0	6
BRENDERUP	0	0	1	0	0	2	0	0	3
BRIAN JAMES TRAILERS	0	0	0	0	0	5	0	0	5
BURSTNER/FIAT	1	0	0	0	0	0	0	0	1
CAMP LET	1	0	0	0	0	0	0	0	1
CAN-AM	28	0	0	0	0	0	0	0	28

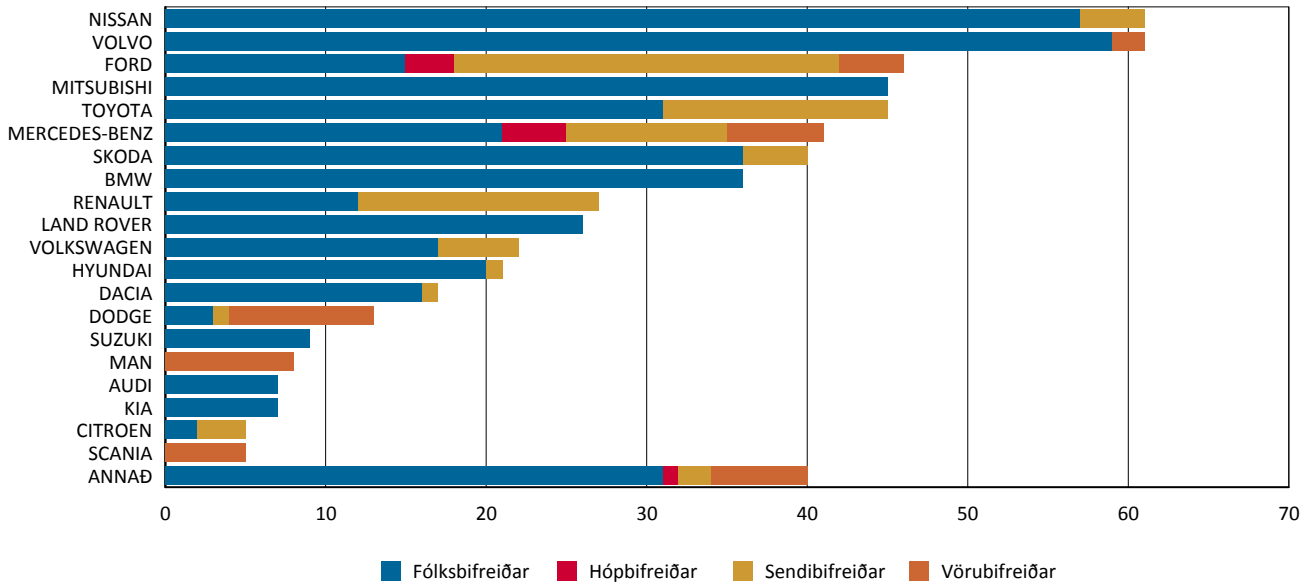
	Höfuðborgar -svæðið	Suðurnes	Vesturland	Vestfirðir	Norðurland- vestra	Norðurland- eystra	Austurland	Suðurland	Alls
CARETTA	1	0	0	0	0	0	1	1	3
CFMOTO	1	1	3	0	3	2	0	1	11
CHEVROLET	0	1	0	0	0	0	0	0	1
CITROEN	26	0	0	0	0	1	0	6	33
CLAAS	0	0	1	0	0	0	0	0	1
COBUS	1	0	0	0	0	0	0	0	1
DACIA	18	17	1	0	1	1	1	3	42
DODGE	5	0	3	0	0	0	0	0	8
EUROWAGON	2	0	0	0	0	0	0	0	2
EXTREME TRAILERS	0	0	0	0	0	1	0	0	1
FEISHEN	1	0	1	0	1	1	0	0	4
FENDT	0	2	2	0	0	0	0	0	4
FIAT	2	0	0	0	0	0	0	1	3
FORD	78	4	0	1	2	6	2	4	97
GAS GAS	0	0	0	0	0	1	0	0	1
GMC	1	0	0	0	0	0	0	0	1
GOUPIL	1	0	0	0	0	0	0	0	1
GROVE	1	0	0	0	0	0	0	0	1
HARLEY DAVIDSON	1	0	0	0	0	0	0	0	1
HOBBY	4	1	1	0	0	4	0	1	11
HONDA	29	4	1	0	0	1	1	2	38
HUMBAUR	5	0	0	0	0	2	0	1	8
HUSQVARNA	3	0	0	0	0	0	0	0	3
HYUNDAI	70	12	4	0	0	4	4	1	95
IFOR WILLIAMS	1	0	0	1	0	0	0	2	4
INDESPENSION	0	0	0	0	1	0	0	0	1
INTERSTATE	1	0	0	0	0	0	0	0	1
ISUZU	2	0	0	0	0	0	0	0	2
IVECO	2	1	1	0	0	0	0	0	4
JAGUAR	2	0	0	0	0	0	0	0	2
JEEP	15	0	0	0	0	1	0	0	16
JMSTAR	2	0	0	0	0	0	0	0	2
KANE	0	0	0	0	0	0	0	1	1
KAWASAKI	1	0	0	0	0	0	0	1	2
KEMPF	1	0	0	0	0	0	0	0	1
KIA	100	65	1	0	0	3	0	1	170
KNAUS	0	0	0	0	0	0	1	0	1
KTM	8	0	0	0	0	1	3	0	12
LAND ROVER	16	3	1	0	0	1	0	0	21
LANGENDORF	1	0	0	0	0	0	0	0	1
LEXUS	7	0	0	0	0	1	0	0	8
LMC	6	0	0	0	0	0	0	0	6
LOADTRAIL	0	0	0	1	0	0	0	0	1
MAN	5	0	0	0	0	0	0	1	6
MAZDA	47	3	0	0	1	3	0	1	55
MEILLER	3	0	0	0	0	0	0	0	3
MERCEDES-BENZ	54	5	3	2	0	5	0	3	72
MINI	95	3	2	5	3	9	8	12	137
MOL	2	0	0	0	0	0	0	0	2
NC	0	0	2	0	0	0	0	1	3
NEPTUN	0	0	0	0	0	0	1	0	1
NEW HOLLAND	1	0	0	0	0	0	0	0	1
NISSAN	102	16	8	0	1	3	1	7	138

	Höfuðborgar -svæðið	Suðurnes	Vesturland	Vestfirðir	Norðurland- vestra	Norðurland- eystra	Austurland	Suðurland	Alls
NONNENMACHER	0	0	0	0	0	0	0	2	2
NUGENT	2	0	2	1	0	0	0	0	5
OPEL	7	0	0	0	0	0	1	1	9
OZGUL	1	1	0	0	0	0	0	0	2
PACTON	1	0	0	0	0	0	0	0	1
PEUGEOT	38	0	1	0	0	1	1	1	42
POLARIS	4	0	1	0	2	1	1	3	12
PORSCHE	6	0	0	0	0	0	1	0	7
QUADDY	0	0	0	0	0	0	1	0	1
RAGNAR VALSSON	1	0	0	0	0	0	0	0	1
RENAULT	55	4	3	0	0	0	0	7	69
ROYAL ENFIELD	0	1	0	0	0	0	0	0	1
SCANIA	5	0	0	0	1	0	0	0	6
SKODA	26	2	3	0	0	7	1	3	42
SOLIS	2	0	0	0	0	0	0	0	2
SSANGYONG	5	7	0	0	0	2	2	0	16
STEMA	1	0	0	0	0	0	0	0	1
SUBARU	17	6	1	1	1	2	1	0	29
SUZUKI	24	1	0	0	0	2	3	1	31
TDR	2	1	0	0	0	0	0	0	3
TOYOTA	258	41	5	4	1	15	3	24	351
TRS	2	0	0	0	0	0	0	0	2
UNSINN	2	0	0	0	0	0	0	0	2
VARIANT	1	0	0	0	0	0	0	0	1
VÍKURVAGNAR	1	0	0	0	0	0	0	0	1
VOLKSWAGEN	60	7	3	0	1	7	1	3	82
VOLVO	14	0	0	0	0	2	1	0	17
YAMAHA	3	0	1	0	0	0	0	0	4
ZNEN	0	1	0	0	0	0	0	0	1
Alls	1.364	214	59	17	20	103	41	98	1.916

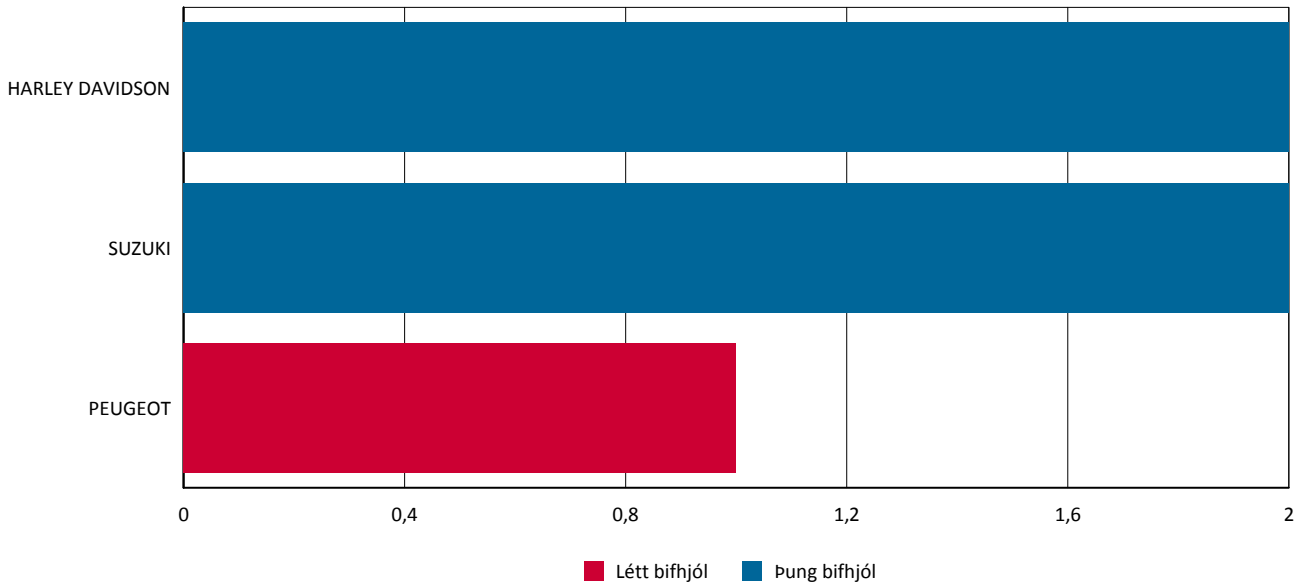
Nýskráning notaðra ökutæki eftir tegund

Tímabil: 1.8.2017 - 31.8.2017

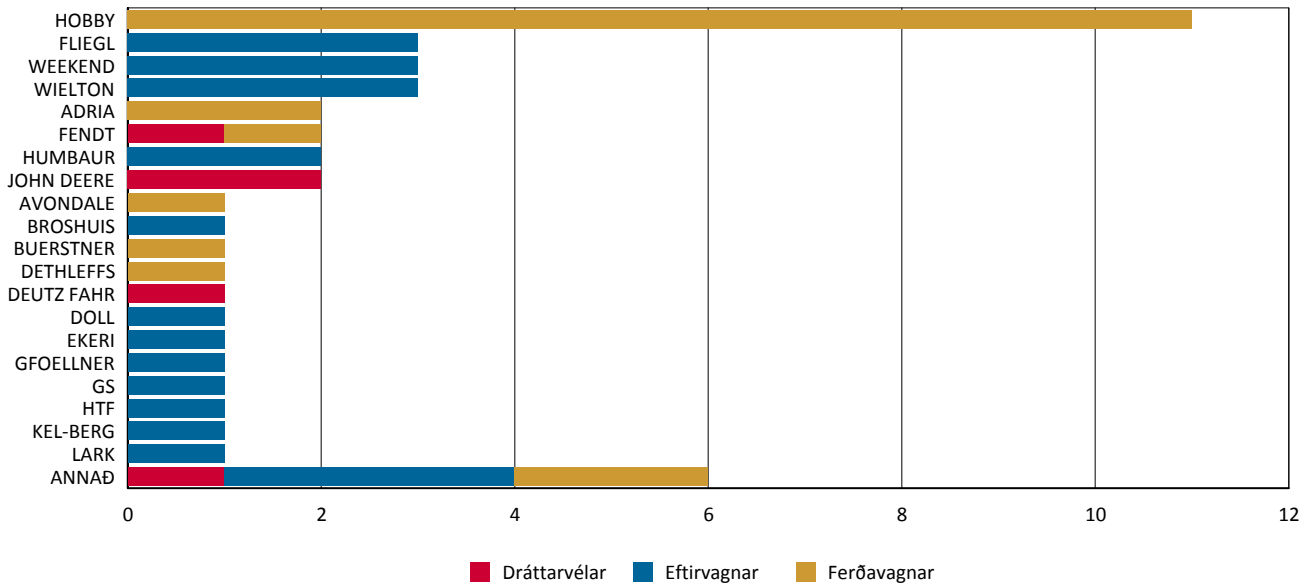
Topp 20



Topp 20



Topp 20



	Fólksbifreiðar	Hópbifreiðar	Sendibifreiðar	Vörubifreiðar	Alls
AUDI	7	0	0	0	7
BMW	36	0	0	0	36
BMW I	4	0	0	0	4
CADILLAC	4	0	0	0	4
CHEVROLET	1	0	0	1	2
CHRYSLER	1	0	0	0	1
CITROEN	2	0	3	0	5
DACIA	16	0	1	0	17
DODGE	3	0	1	9	13
FIAT	1	0	0	1	2
FORD	15	3	24	4	46
GMC	0	0	0	2	2
HONDA	1	0	0	0	1
HYUNDAI	20	0	1	0	21
IRISBUS	0	1	0	0	1
ISUZU	0	0	1	0	1
IVECO	0	0	0	1	1
JAGUAR	3	0	0	0	3
JAGUAR LAND ROVER	2	0	0	0	2
JEEP	4	0	0	0	4
KIA	7	0	0	0	7
LAND ROVER	26	0	0	0	26
MAN	0	0	0	8	8
MERCEDES-BENZ	21	4	10	6	41
MINI	1	0	0	0	1
MITSUBISHI	45	0	0	0	45
NISSAN	57	0	4	0	61
OPEL	1	0	1	0	2
PLYMOUTH	2	0	0	0	2
PORSCHE	1	0	0	0	1
RENAULT	12	0	15	0	27
SCANIA	0	0	0	5	5
SKODA	36	0	4	0	40
SUBARU	2	0	0	0	2
SUZUKI	9	0	0	0	9
TEREX	0	0	0	1	1
TESLA MOTORS	2	0	0	0	2
TOYOTA	31	0	14	0	45
VAUXHALL	1	0	0	0	1
VOLKSWAGEN	17	0	5	0	22
VOLVO	59	0	0	2	61
Alls	450	8	84	40	582

	Létt bifhjól	Þung bifhjól	Alls
HARLEY DAVIDSON	0	2	2
PEUGEOT	1	0	1
SUZUKI	0	2	2
Alls	1	4	5



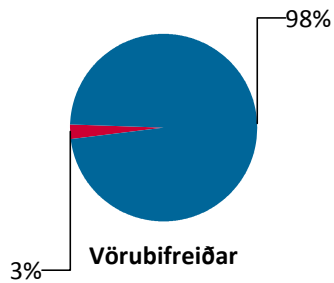
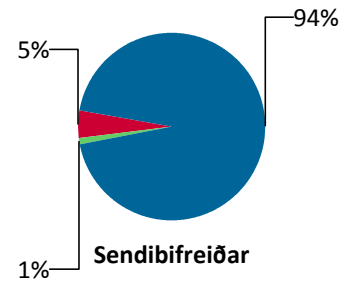
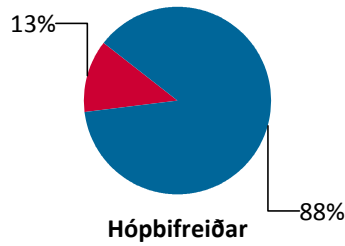
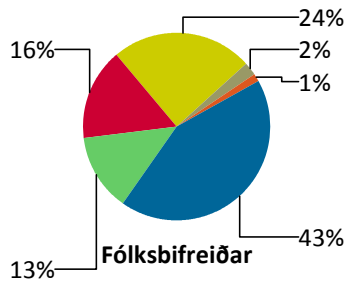
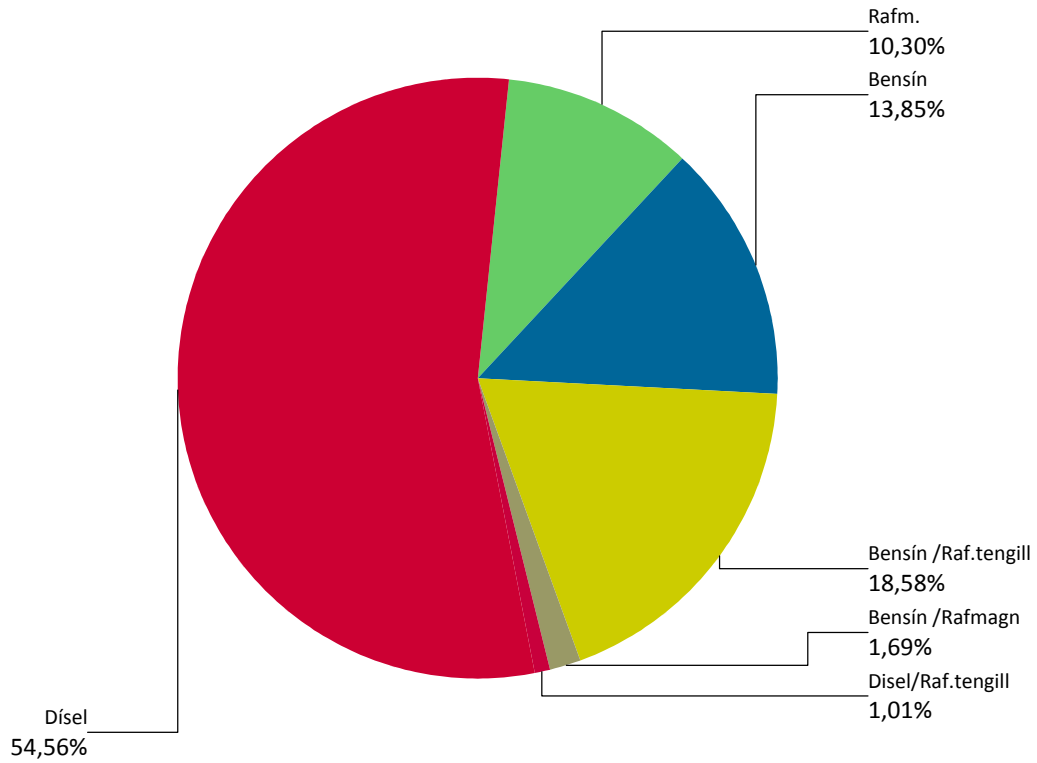
	Dráttarvélar	Eftirvagnar	Ferðavagnar	Alls
ADRIA	0	0	2	2
AVONDALE	0	0	1	1
BROSHUIS	0	1	0	1
BUERSTNER	0	0	1	1
DETHLEFFS	0	0	1	1
DEUTZ FAHR	1	0	0	1

Heimilt er að birta einstaka niðurstöður úr þessari skýrslu ef heimilda er getið. Ekki er heimilt að afrita skýrsluna, hvorki að hluta né í heild sinni, til dreifingar.

	Dráttarvélar	Eftirvagnar	Ferðavagnar	Alls
DOLL	0	1	0	1
EKERI	0	1	0	1
FENDT	1	0	1	2
FLIEGL	0	3	0	3
GFOELLNER	0	1	0	1
GS	0	1	0	1
HOBBY	0	0	11	11
HTF	0	1	0	1
HUMBAUR	0	2	0	2
JOHN DEERE	2	0	0	2
KEL-BERG	0	1	0	1
LARK	0	1	0	1
LMC	0	0	1	1
MASSEY FERGUSON	1	0	0	1
MAUR	0	1	0	1
NARKO	0	1	0	1
SCHWERINER	0	1	0	1
SWIFT	0	0	1	1
WEEKEND	0	3	0	3
WIELTON	0	3	0	3
Alls	5	22	19	46

Nýskráning notaðra ökutækja eftir orkugjafa

Dagsetning: 1.8.2017 - 31.8.2017



Fólksbifreiðar

	Bensín	Bensín /Raf.ten	Bensín /Rafmag	Dísel	Rafm.	Disel/Ra f.tengill	Alls
AUDI	1	1	0	4	0	1	7
BMW	5	13	0	18	0	0	36
BMW I	0	2	0	0	2	0	4
CADILLAC	4	0	0	0	0	0	4
CHEVROLET	1	0	0	0	0	0	1
CHRYSLER	0	0	0	1	0	0	1
CITROEN	0	0	0	2	0	0	2
DACIA	15	0	0	1	0	0	16
DODGE	3	0	0	0	0	0	3
FIAT	1	0	0	0	0	0	1
FORD	3	3	0	9	0	0	15
HONDA	0	0	0	1	0	0	1
HYUNDAI	2	0	1	15	2	0	20
JAGUAR	0	0	0	3	0	0	3
JAGUAR LAND ROVI	0	0	0	2	0	0	2
JEEP	3	0	0	1	0	0	4
KIA	0	0	1	5	1	0	7
LAND ROVER	1	0	0	25	0	0	26
MERCEDES-BENZ	4	6	0	10	1	0	21
MINI	1	0	0	0	0	0	1
MITSUBISHI	0	45	0	0	0	0	45
NISSAN	4	0	0	1	52	0	57
OPEL	0	0	0	1	0	0	1
PLYMOUTH	2	0	0	0	0	0	2
PORSCHE	1	0	0	0	0	0	1
RENAULT	2	0	0	10	0	0	12
SKODA	1	0	0	35	0	0	36
SUBARU	2	0	0	0	0	0	2
SUZUKI	1	0	0	8	0	0	9
TESLA MOTORS	0	0	0	0	2	0	2
TOYOTA	12	0	8	11	0	0	31
VAUXHALL	1	0	0	0	0	0	1
VOLKSWAGEN	1	6	0	10	0	0	17
VOLVO	0	34	0	20	0	5	59
Alls	71	110	10	193	60	6	450

Hópbifreiðar

	Bensín	Dísel	Alls
FORD	0	3	3
IRISBUS	0	1	1
MERCEDES-BENZ	1	3	4
Alls	1	7	8

Sendibifreiðar

	Bensín	Dísel	Rafm.	Alls
CITROEN	0	3	0	3
DACIA	1	0	0	1
DODGE	1	0	0	1
FORD	2	22	0	24

	Bensín	Dísel	Rafm.	Alls
HYUNDAI	0	1	0	1
ISUZU	0	1	0	1
MERCEDES-BENZ	0	10	0	10
NISSAN	0	3	1	4
OPEL	0	1	0	1
RENAULT	0	15	0	15
SKODA	0	4	0	4
TOYOTA	0	14	0	14
VOLKSWAGEN	0	5	0	5
Alls	4	79	1	84

Vörubifreiðar

	Bensín	Dísel	Alls
CHEVROLET	0	1	1
DODGE	0	9	9
FIAT	0	1	1
FORD	1	3	4
GMC	0	2	2
IVECO	0	1	1
MAN	0	8	8
MERCEDES-BENZ	0	6	6
SCANIA	0	5	5
TEREX	0	1	1
VOLVO	0	2	2
Alls	1	39	40

Létt bifhjól

	Bensín	Alls
PEUGEOT	1	1
Alls	1	1

Þung bifhjól

	Bensín	Alls
HARLEY DAVIDSON	2	2
SUZUKI	2	2
Alls	4	4

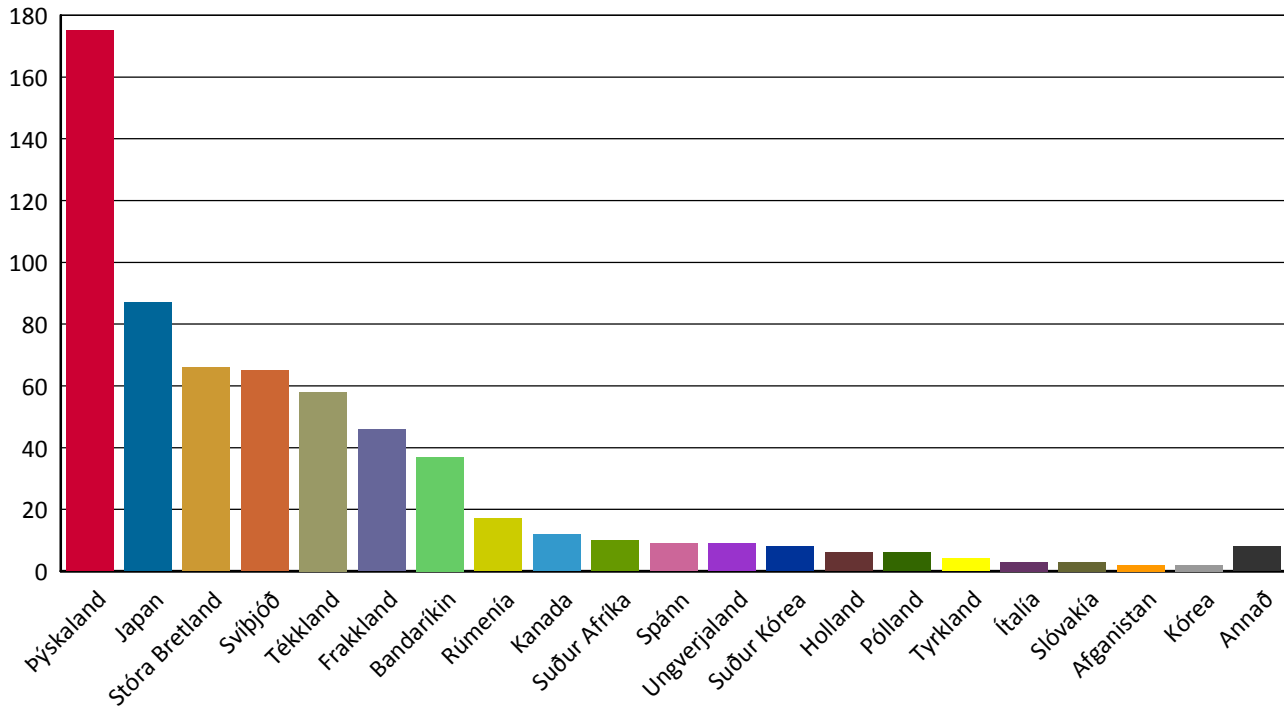
Dráttarvélar

	Dísel	Alls
DEUTZ FAHR	1	1
FENDT	1	1
JOHN DEERE	2	2
MASSEY FERGUSON	1	1
Alls	5	5

Nýskráning notaðra ökutækja eftir framleiðslulöndum

Tímabil: 1.8.2017 - 31.8.2017

Topp 20



	Fólksbifreiðar	Hópbifreiðar	Sendibifreiðar	Vörubifreiðar	Alls
Afganistan	1	0	1	0	2
Bandaríkin	24	0	2	6	32
Frakkland	25	1	18	0	44
Holland	0	0	0	2	2
Ítalía	1	0	0	2	3
Japan	81	0	4	0	85
Kanada	3	0	0	9	12
Kórea	2	0	0	0	2
Mexíkó	2	0	0	0	2
Rúmenía	16	0	1	0	17
Slóvakía	3	0	0	0	3
Spánn	5	0	4	0	9
Stóra Bretland	61	0	1	1	63
Suður Afríka	0	0	10	0	10
Suður Kórea	7	0	1	0	8
Svíþjóð	59	0	0	5	64
Taíland	0	0	1	0	1
Tékkland	54	0	4	0	58
Tyrkland	4	0	0	0	4
Ungverjaland	9	0	0	0	9
Þýskaland	93	7	37	15	152
Alls	450	8	84	40	582

	Létt bifhjól	Þung bifhjól	Alls
Bandaríkin	0	2	2
Frakkland	1	0	1
Japan	0	2	2
Alls	1	4	5

	Dráttarvélar	Eftirvagnar	Ferðavagnar	Alls
Bandaríkin	2	1	0	3
Finnland	0	1	0	1

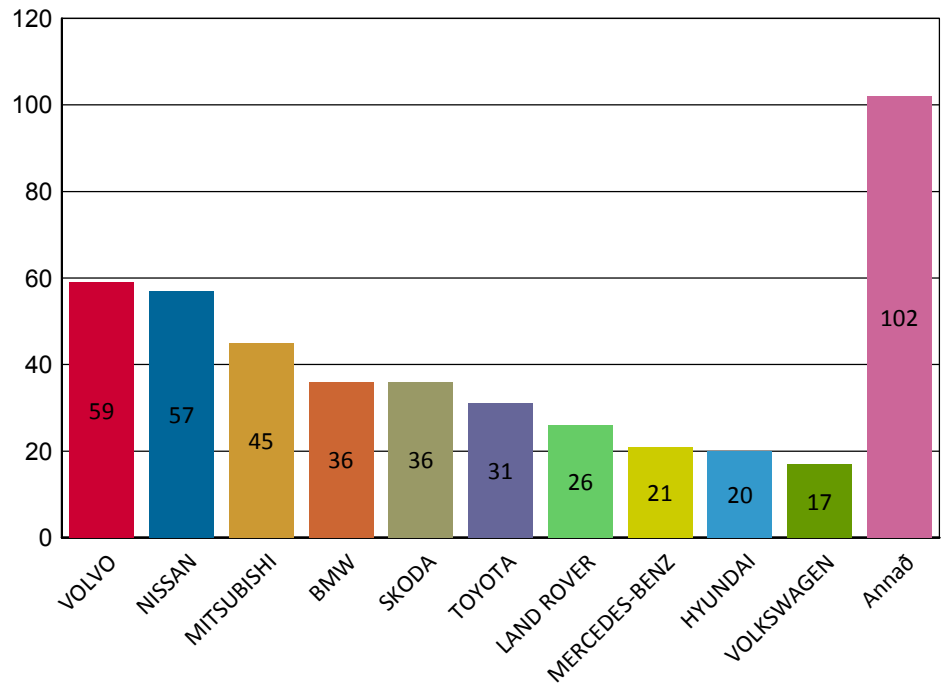
	Dráttarvélar	Eftirvagnar	Ferðavagnar	Alls
Frakkland	1	0	0	1
Holland	0	3	1	4
Óþekkt land	0	2	0	2
Pólland	0	6	0	6
Slóvenía	0	0	2	2
Stóra Bretland	0	1	2	3
Svíþjóð	0	1	0	1
Þýskaland	2	7	14	23
Alls	5	22	19	46

Nýskráning notaðra ökutækja - Topp 10 fólksbifreiðar

Tímabil: 1.8.2017 - 31.8.2017

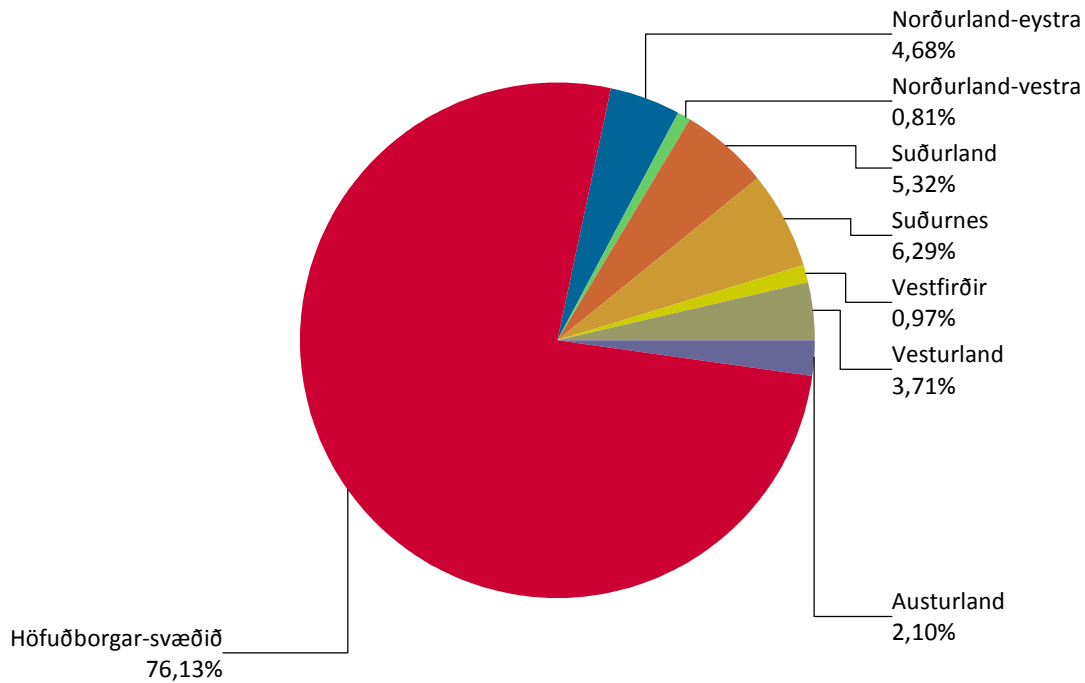
Topp 10

Fólksbifreiðar	
VOLVO	59
NISSAN	57
MITSUBISHI	45
BMW	36
SKODA	36
TOYOTA	31
LAND ROVER	26
MERCEDES-BENZ	21
HYUNDAI	20
VOLKSWAGEN	17



Nýskráning notaðra ökutækja eftir landshlutum

Dagsetning: 1.8.2017 - 31.8.2017



	Höfuðborgar -svæðið	Suðurnes	Vesturland	Vestfirðir	Norðurland- vestra	Norðurland- eystra	Austurland	Suðurland	Alls
Fólksbifreiðar	355	34	8	3	5	14	7	14	440
Hópbifreiðar	6	0	1	0	0	0	0	1	8
Sendibifreiðar	67	1	9	0	0	1	4	0	82
Vörubifreiðar	21	1	1	3	0	3	0	11	40
Létt bifhjól	1	0	0	0	0	0	0	0	1
Þung bifhjól	2	0	0	0	0	2	0	0	4
Dráttarvélar	3	0	0	0	0	2	0	0	5
Eftirvagnar	12	1	3	0	0	4	0	2	22
Ferðavagnar	5	2	1	0	0	3	2	5	18
Alls	472	39	23	6	5	29	13	33	620

	Höfuðborgar -svæðið	Suðurnes	Vesturland	Vestfirðir	Norðurland- vestra	Norðurland- eystra	Austurland	Suðurland	Alls
ADRIA	1	0	0	0	0	1	0	0	2
AUDI	7	0	0	0	0	0	0	0	7
AVONDALE	1	0	0	0	0	0	0	0	1
BMW	25	2	2	1	3	1	0	0	34
BMW I	3	0	0	0	0	0	0	1	4
BROSHUIS	0	0	0	0	0	1	0	0	1
BUERSTNER	0	0	0	0	0	1	0	0	1
CADILLAC	3	1	0	0	0	0	0	0	4
CHEVROLET	1	0	0	0	0	0	0	1	2
CHRYSLER	1	0	0	0	0	0	0	0	1
CITROEN	5	0	0	0	0	0	0	0	5
DACIA	16	1	0	0	0	0	0	0	17
DETHLEFFS	1	0	0	0	0	0	0	0	1
DEUTZ FAHR	0	0	0	0	0	1	0	0	1
DODGE	8	0	1	0	0	1	0	3	13
DOLL	1	0	0	0	0	0	0	0	1
EKERI	0	0	0	0	0	1	0	0	1

Heimilt er að birta einstaka niðurstöður úr þessari skýrslu ef heimilda er getið. Ekki er heimilt að afrita skýrsluna, hvorki að hluta né í heild sinni, til dreifingar.

	Höfuðborgar -svæðið	Suðurnes	Vesturland	Vestfirðir	Norðurland- vestra	Norðurland- eystra	Austurland	Suðurland	Alls
FENDT	0	0	0	0	0	1	0	1	2
FIAT	0	1	0	1	0	0	0	0	2
FLIEGL	1	1	0	0	0	1	0	0	3
FORD	34	3	3	0	0	3	3	0	46
GFOELLNER	1	0	0	0	0	0	0	0	1
GMC	1	0	0	0	0	0	0	1	2
GS	1	0	0	0	0	0	0	0	1
HARLEY DAVIDSON	2	0	0	0	0	0	0	0	2
HOBBY	2	2	0	0	0	1	2	4	11
HONDA	1	0	0	0	0	0	0	0	1
HTF	1	0	0	0	0	0	0	0	1
HUMBAUR	2	0	0	0	0	0	0	0	2
HYUNDAI	21	0	0	0	0	0	0	0	21
IRISBUS	0	0	1	0	0	0	0	0	1
ISUZU	0	0	0	0	0	0	1	0	1
IVECO	1	0	0	0	0	0	0	0	1
JAGUAR	2	0	0	0	0	0	0	1	3
JAGUAR LAND ROVER L	0	1	0	0	0	1	0	0	2
JEEP	2	2	0	0	0	0	0	0	4
JOHN DEERE	2	0	0	0	0	0	0	0	2
KEL-BERG	1	0	0	0	0	0	0	0	1
KIA	6	1	0	0	0	0	0	0	7
LAND ROVER	23	2	0	0	0	0	1	0	26
LARK	0	0	0	0	0	0	0	1	1
LMC	0	0	1	0	0	0	0	0	1
MAN	4	1	0	1	0	0	0	2	8
MASSEY FERGUSON	1	0	0	0	0	0	0	0	1
MAUR	1	0	0	0	0	0	0	0	1
MERCEDES-BENZ	33	1	1	0	1	1	0	3	40
MINI	1	0	0	0	0	0	0	0	1
MITSUBISHI	34	2	0	1	0	2	0	4	43
NARKO	0	0	0	0	0	0	0	1	1
NISSAN	51	2	2	0	1	1	1	2	60
OPEL	2	0	0	0	0	0	0	0	2
PEUGEOT	1	0	0	0	0	0	0	0	1
PLYMOUTH	1	0	0	0	0	0	0	0	1
PORSCHE	1	0	0	0	0	0	0	0	1
RENAULT	25	0	1	0	0	0	0	1	27
SCANIA	2	0	0	1	0	0	0	2	5
SCHWERINER	0	0	0	0	0	1	0	0	1
Skoda	34	0	1	0	0	1	1	1	38
SUBARU	1	1	0	0	0	0	0	0	2
SUZUKI	2	7	0	0	0	2	0	0	11
TEREX	0	0	0	0	0	1	0	0	1
TESLA MOTORS	0	0	1	0	0	1	0	0	2
TOYOTA	32	6	5	1	0	0	0	1	45
VAUXHALL	1	0	0	0	0	0	0	0	1
VOLKSWAGEN	20	1	0	0	0	0	0	0	21
VOLVO	45	1	1	0	0	5	4	3	59
WEEKEND	0	0	3	0	0	0	0	0	3
WIELTON	3	0	0	0	0	0	0	0	3
Alls	472	39	23	6	5	29	13	33	620