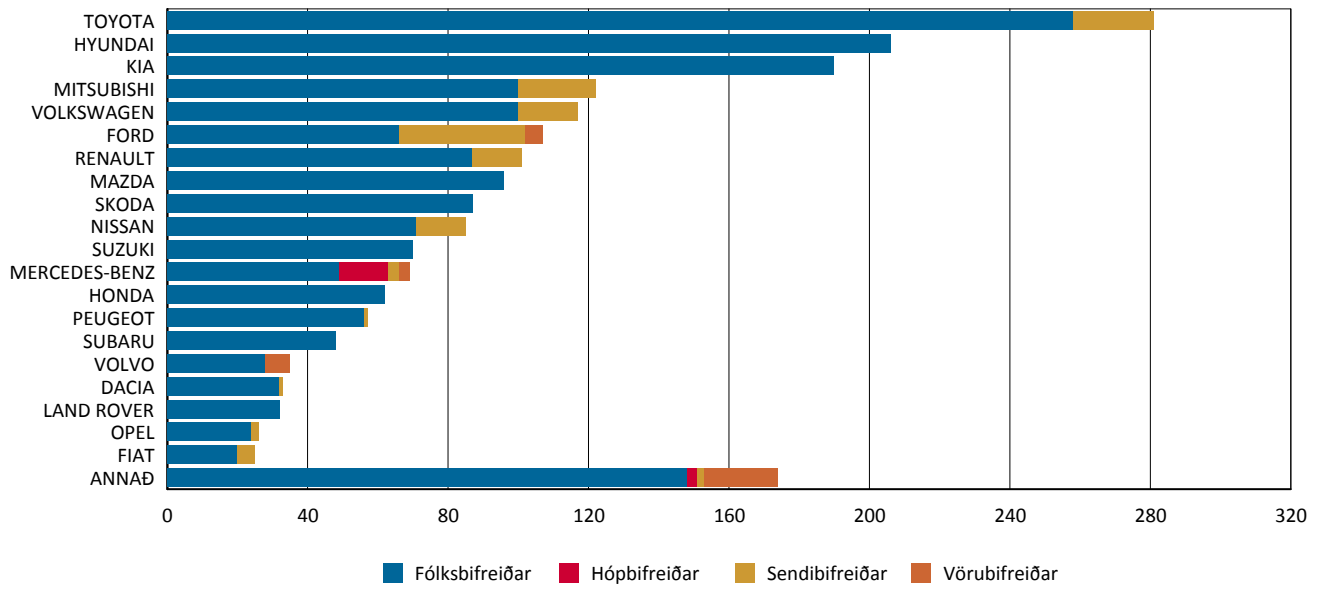


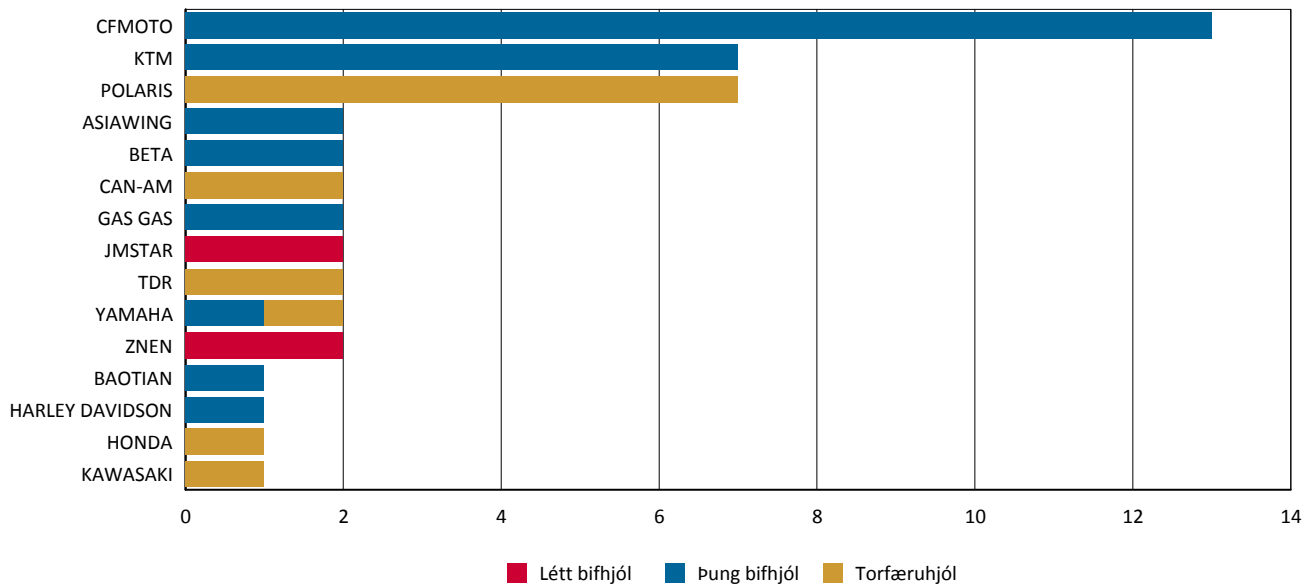
## Nýskráning nýrra ökutæki eftir tegund

Tímabil: 1.7.2017 - 31.7.2017

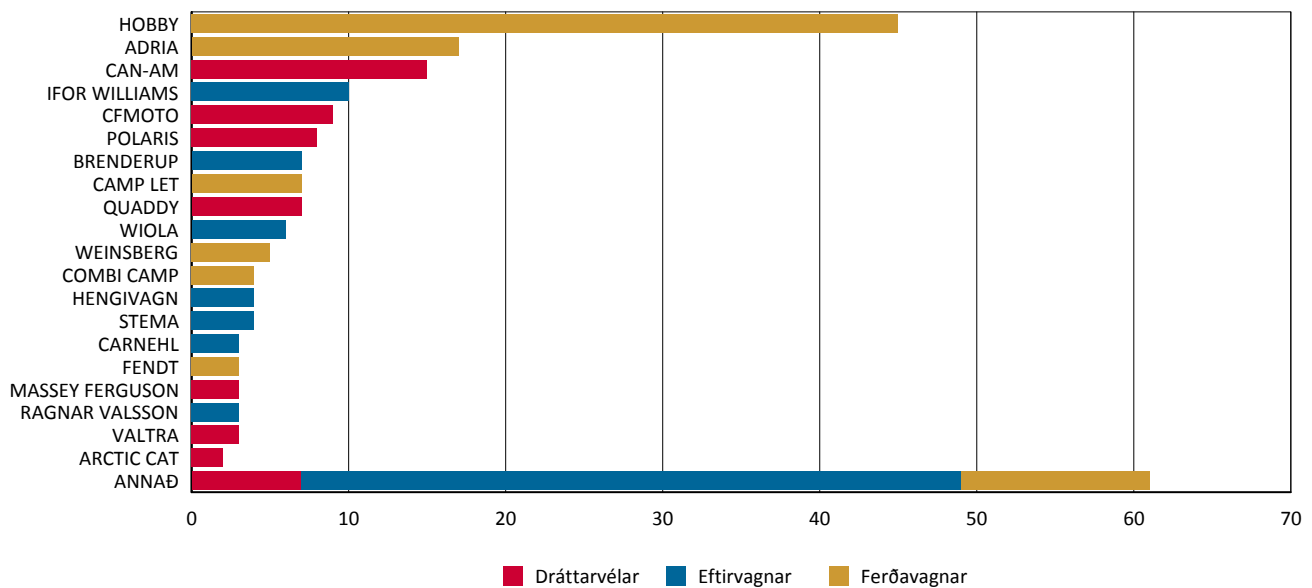
## Topp 20



## Topp 20



## Topp 20



	Fólksbifreiðar	Hópbifreiðar	Sendibifreiðar	Vörubifreiðar	Alls
AUDI	20	0	0	0	20
BMW	22	0	0	0	22
BMW I	1	0	0	0	1
CAN-AM	1	0	0	0	1
CHEVROLET	2	0	0	0	2
CITROEN	19	0	1	0	20
COBUS	0	1	0	0	1
DACIA	32	0	1	0	33
DODGE	2	0	1	2	5
FIAT	20	0	5	0	25
FORD	66	0	36	5	107
FORD-CNG-TECHNIK	1	0	0	0	1
GMC	0	0	0	2	2
HOBBY/FIAT	8	0	0	0	8
HONDA	62	0	0	0	62
HYUNDAI	206	0	0	0	206
IVECO	0	0	0	6	6
JAGUAR	6	0	0	0	6
JEEP	13	0	0	0	13
KIA	190	0	0	0	190
KOMATSU	0	0	0	2	2
LAND ROVER	32	0	0	0	32
LEXUS	14	0	0	0	14
MAN	0	0	0	3	3
MAZDA	96	0	0	0	96
MERCEDES-AMG	1	0	0	0	1
MERCEDES-BENZ	49	14	3	3	69
MITSUBISHI	100	0	22	0	122
NISSAN	71	0	14	0	85
NOBEL ART	3	0	0	0	3
OPEL	24	0	2	0	26
PEUGEOT	56	0	1	0	57
PORSCHE	11	0	0	0	11
RENAULT	87	0	14	0	101
ROLLER	1	0	0	0	1
SCANIA	0	0	0	6	6
SETRA	0	2	0	0	2
SKODA	87	0	0	0	87
SSANGYONG	21	0	0	0	21
SUBARU	48	0	0	0	48
SUZUKI	70	0	0	0	70
TESLA MOTORS	2	0	0	0	2
TOYOTA	258	0	23	0	281
VOLKSWAGEN	100	0	17	0	117
VOLVO	28	0	0	7	35
<b>Alls</b>	<b>1.830</b>	<b>17</b>	<b>140</b>	<b>36</b>	<b>2.023</b>
	Létt bifhjól	Pung bifhjól	Torfæruhjól	Alls	
ASIAWING	0	2	0	2	
BAOTIAN	0	1	0	1	
BETA	0	2	0	2	
CAN-AM	0	0	2	2	
CFMOTO	0	13	0	13	
GAS GAS	0	2	0	2	
HARLEY DAVIDSON	0	1	0	1	

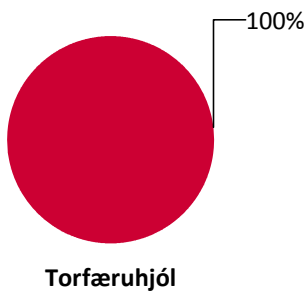

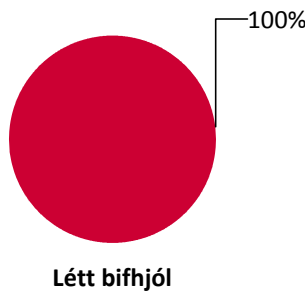
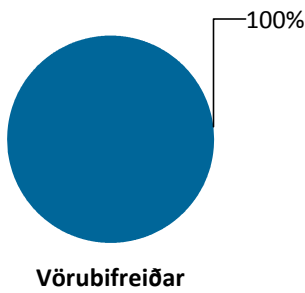
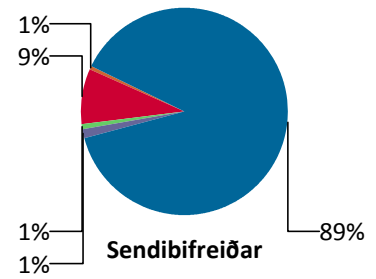
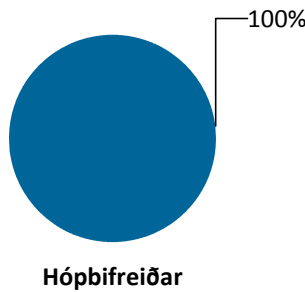
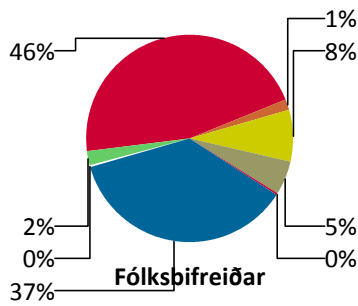
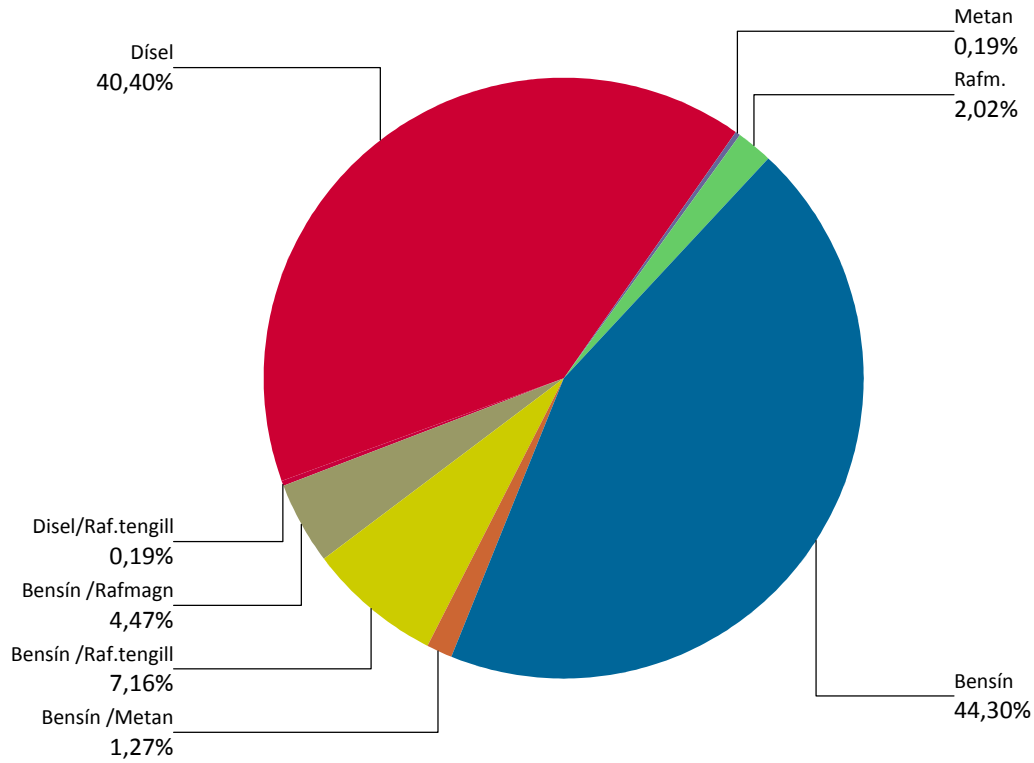
	Létt bifhjól	Pung bifhjól	Torfæruhjól	Alls
HONDA	0	0	1	1
JMSTAR	2	0	0	2
KAWASAKI	0	0	1	1
KTM	0	7	0	7
POLARIS	0	0	7	7
TDR	0	0	2	2
YAMAHA	0	1	1	2
ZNEN	2	0	0	2
<b>Alls</b>	<b>4</b>	<b>29</b>	<b>14</b>	<b>47</b>

	Dráttarvélur	Eftirvagnar	Ferðavagnar	Alls
ADRIA	0	0	17	17
ANDERSON	0	0	1	1
ANSSEMS	0	1	0	1
ARCTIC CAT	2	0	0	2
BATESON	0	1	0	1
BK	0	1	0	1
BLYSS	0	1	0	1
BRENDERUP	0	7	0	7
BURSTNER	0	0	1	1
CAMP LET	0	0	7	7
CAN-AM	15	0	0	15
CARNEHL	0	3	0	3
CBS REMORQUES	0	1	0	1
CFMOTO	9	0	0	9
CHEVAL LIBERTE	0	1	0	1
CLAAS	2	0	0	2
COMBI CAMP	0	0	4	4
DEUTZ FAHR	2	0	0	2
DOMANTAS	0	1	0	1
EDUARD	0	1	0	1
ERIBA	0	0	2	2
FENDT	0	0	3	3
GURLESENYIL	0	1	0	1
HENGIVAGN	0	4	0	4
HENRA	0	1	0	1
HESTAKERRA	0	2	0	2
HOBBY	0	0	45	45
HULCO	0	1	0	1
HUMBAUR	0	1	0	1
IFOR WILLIAMS	0	10	0	10
INDESPENSION	0	1	0	1
JANMIL	0	1	0	1
JUNKKARI	0	1	0	1
KASSBOHRER	0	1	0	1
KNAUS	0	0	1	1
LANDOLL	0	1	0	1
LANGENDORF	0	2	0	2
LMC	0	0	2	2
MASSEY FERGUSON	3	0	0	3
NOOTEBOOM	0	1	0	1
OBE	0	2	0	2
OBERMAIER	0	1	0	1
OZGUL	0	1	0	1
PALMSE TRAILER	0	2	0	2

	Dráttarvélar	Eftirvagnar	Ferðavagnar	Alls
POLARIS	8	0	0	8
QUADDY	7	0	0	7
RAGNAR VALSSON	0	3	0	3
REISCH	0	2	0	2
ROCKWOOD	0	0	1	1
SBS	0	1	0	1
SCHMITZ	0	1	0	1
SOLIS	2	0	0	2
STEMA	0	4	0	4
SWIFT	0	0	1	1
TABBERT	0	0	2	2
TAVEX	0	0	1	1
THALER	0	1	0	1
TURBO	0	1	0	1
TYM	1	0	0	1
UNSINN	0	1	0	1
VALTRA	3	0	0	3
VARIANT	0	2	0	2
VÍKURVAGNAR	0	1	0	1
WECKMAN	0	1	0	1
WEINSBERG	0	0	5	5
WILKINSON	0	1	0	1
WIOLA	0	6	0	6
WORMANN	0	2	0	2
<b>Alls</b>	<b>54</b>	<b>79</b>	<b>93</b>	<b>226</b>

### Nýskráning nýrra ökutækja eftir orkugjafa

Dagsetning: 1.7.2017 - 31.7.2017



- Bensín
- Dísel
- Bensín /Metan
- Bensín /Raf.tengill
- Dísel/Raf.tengill
- Metan
- Bensín /Rafmagn
- Rafm.

## Fólksbifreiðar

	Bensín	Bensín	Bensín	Bensín	Dísel	Metan	Rafm.	Disel/Ra	Alls
	/Metan	/Raf.ten	/Rafmag					f.tengill	
AUDI	0	0	9	0	7	0	0	4	20
BMW	0	0	11	0	11	0	0	0	22
BMW I	0	0	0	0	0	0	1	0	1
CAN-AM	1	0	0	0	0	0	0	0	1
CHEVROLET	2	0	0	0	0	0	0	0	2
CITROEN	14	0	0	0	5	0	0	0	19
DACIA	10	0	0	0	22	0	0	0	32
DODGE	2	0	0	0	0	0	0	0	2
FIAT	15	0	0	0	5	0	0	0	20
FORD	32	0	0	0	34	0	0	0	66
FORD-CNG-TECHNII	1	0	0	0	0	0	0	0	1
HOBBY/FIAT	0	0	0	0	8	0	0	0	8
HONDA	56	0	0	0	6	0	0	0	62
HYUNDAI	153	0	0	1	47	0	5	0	206
JAGUAR	0	0	0	0	6	0	0	0	6
JEEP	1	0	0	0	12	0	0	0	13
KIA	81	0	3	13	91	0	2	0	190
LAND ROVER	0	0	0	0	32	0	0	0	32
LEXUS	0	0	0	14	0	0	0	0	14
MAZDA	70	0	0	0	26	0	0	0	96
MERCEDES-AMG	1	0	0	0	0	0	0	0	1
MERCEDES-BENZ	8	0	12	0	27	0	2	0	49
MITSUBISHI	3	0	83	0	14	0	0	0	100
NISSAN	18	0	0	0	43	0	10	0	71
NOBEL ART	0	0	0	0	3	0	0	0	3
OPEL	19	0	0	0	4	0	1	0	24
PEUGEOT	33	0	0	0	23	0	0	0	56
PORSCHE	1	0	10	0	0	0	0	0	11
RENAULT	24	0	0	0	51	0	12	0	87
ROLLER	0	0	0	0	1	0	0	0	1
SKODA	23	20	0	0	44	0	0	0	87
SSANGYONG	0	0	0	0	21	0	0	0	21
SUBARU	34	0	0	0	14	0	0	0	48
SUZUKI	67	0	0	3	0	0	0	0	70
TESLA MOTORS	0	0	0	0	0	0	2	0	2
TOYOTA	145	0	0	64	49	0	0	0	258
VOLKSWAGEN	27	6	18	0	40	2	7	0	100
VOLVO	0	0	6	0	22	0	0	0	28
<b>Alls</b>	<b>841</b>	<b>26</b>	<b>152</b>	<b>95</b>	<b>668</b>	<b>2</b>	<b>42</b>	<b>4</b>	<b>1.830</b>

## Hópbifreiðar

	Dísel	Alls
COBUS	1	1
MERCEDES-BENZ	14	14
SETRA	2	2
<b>Alls</b>	<b>17</b>	<b>17</b>

**Sendibifreiðar**

	Bensín	Bensín /Metan	Dísel	Metan	Rafm.	Alls
CITROEN	0	0	1	0	0	<b>1</b>
DACIA	0	0	1	0	0	<b>1</b>
DODGE	0	0	1	0	0	<b>1</b>
FIAT	3	0	2	0	0	<b>5</b>
FORD	1	1	34	0	0	<b>36</b>
MERCEDES-BENZ	0	0	3	0	0	<b>3</b>
MITSUBISHI	0	0	22	0	0	<b>22</b>
NISSAN	0	0	13	0	1	<b>14</b>
OPEL	0	0	2	0	0	<b>2</b>
PEUGEOT	0	0	1	0	0	<b>1</b>
RENAULT	0	0	14	0	0	<b>14</b>
TOYOTA	0	0	23	0	0	<b>23</b>
VOLKSWAGEN	8	0	7	2	0	<b>17</b>
<b>Alls</b>	<b>12</b>	<b>1</b>	<b>124</b>	<b>2</b>	<b>1</b>	<b>140</b>

**Vörubifreiðar**

	Dísel	Alls
DODGE	2	<b>2</b>
FORD	5	<b>5</b>
GMC	2	<b>2</b>
IVECO	6	<b>6</b>
KOMATSU	2	<b>2</b>
MAN	3	<b>3</b>
MERCEDES-BENZ	3	<b>3</b>
SCANIA	6	<b>6</b>
VOLVO	7	<b>7</b>
<b>Alls</b>	<b>36</b>	<b>36</b>

**Létt bifhjól**

	Bensín	Alls
JMSTAR	2	<b>2</b>
ZNEN	2	<b>2</b>
<b>Alls</b>	<b>4</b>	<b>4</b>

**Þung bifhjól**

	Bensín	Alls
ASIAWING	2	<b>2</b>
BAOTIAN	1	<b>1</b>
BETA	2	<b>2</b>
CFMOTO	13	<b>13</b>
GAS GAS	2	<b>2</b>
HARLEY DAVIDSON	1	<b>1</b>
KTM	7	<b>7</b>
YAMAHA	1	<b>1</b>
<b>Alls</b>	<b>29</b>	<b>29</b>

**Torfæruhjól**

	Bensín	Alls
CAN-AM	2	2
HONDA	1	1
KAWASAKI	1	1
POLARIS	7	7
TDR	2	2
YAMAHA	1	1
<b>Alls</b>	<b>14</b>	<b>14</b>

**Dráttarvélar**

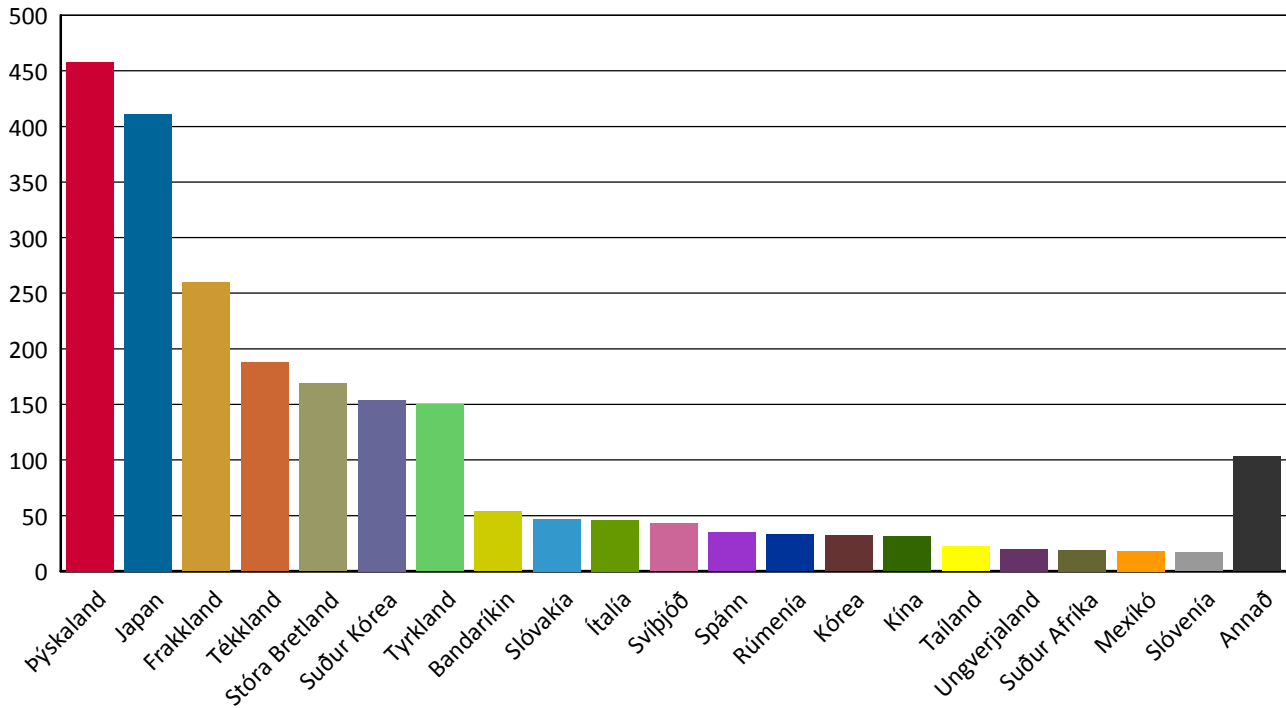
	Bensín	Dísel	Alls
ARCTIC CAT	2	0	2
CAN-AM	15	0	15
CFMOTO	9	0	9
CLAAS	0	2	2
DEUTZ FAHR	0	2	2
MASSEY FERGUSON	0	3	3
POLARIS	8	0	8
QUADDY	7	0	7
SOLIS	0	2	2
TYM	0	1	1
VALTRA	0	3	3
<b>Alls</b>	<b>41</b>	<b>13</b>	<b>54</b>



## Nýskráning nýrra ökutækja eftir framleiðslulöndum

Tímabil: 1.7.2017 - 31.7.2017

## Topp 20



	Fólksbifreiðar	Hópbifreiðar	Sendibifreiðar	Vörubifreiðar	Alls
Afganistan	0	0	3	0	3
Bandaríkin	24	0	2	7	33
Belgía	2	0	4	0	6
Frakkland	234	0	16	0	250
Indland	15	0	0	0	15
Ítalía	28	0	2	6	36
Japan	407	0	0	2	409
Kanada	0	0	0	2	2
Kórea	31	0	0	0	31
Mexíkó	1	0	0	0	1
Rúmenía	32	0	1	0	33
Slóvakía	46	0	0	0	46
Spánn	19	0	14	0	33
Stóra Bretland	152	0	0	0	152
Suður Afríka	0	0	19	0	19
Suður Kórea	154	0	0	0	154
Sviss	1	0	0	0	1
Svíþjóð	28	0	0	13	41
Taíland	0	0	22	0	22
Tékkland	187	0	0	0	187
Tyrkland	149	0	0	0	149
Ungverjaland	20	0	0	0	20
Þýskaland	300	17	57	6	380
<b>Alls</b>	<b>1.830</b>	<b>17</b>	<b>140</b>	<b>36</b>	<b>2.023</b>

	Létt bifhjól	Þung bifhjól	Torfæruhjól	Alls
Austurríki	0	7	0	7
Bandaríkin	0	1	9	10
Ítalía	0	2	0	2
Japan	0	1	1	2
Kína	4	16	2	22

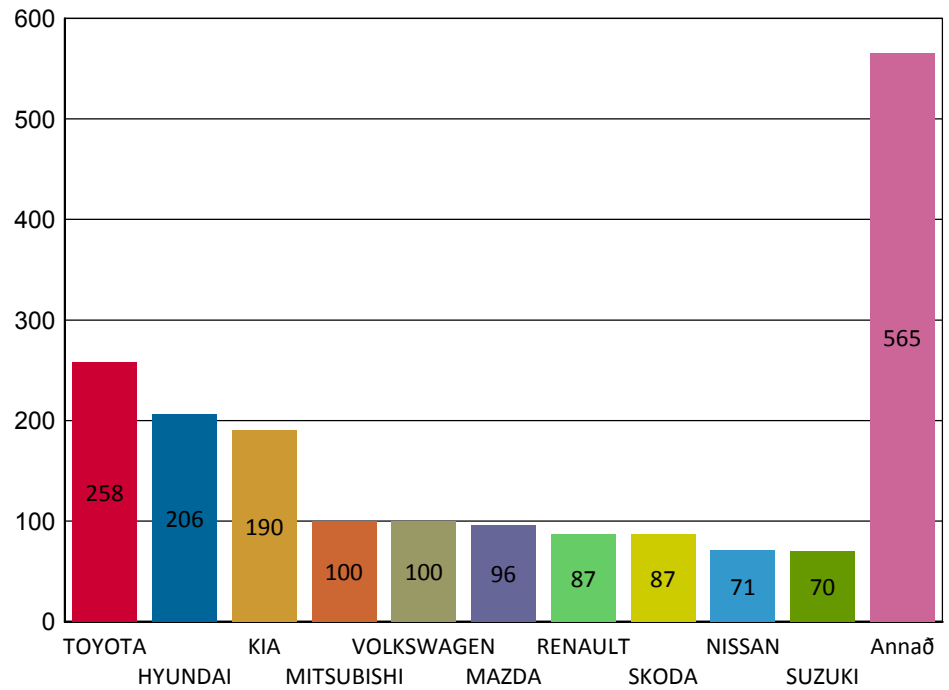
	Létt bifhjól	Pung bifhjól	Torfæruhjól	Alls
Mexíkó	0	0	2	2
Spánn	0	2	0	2
<b>Alls</b>	<b>4</b>	<b>29</b>	<b>14</b>	<b>47</b>
	Dráttarvélar	Eftirvagnar	Ferðavagnar	Alls
Austurríki	2	0	0	2
Bandaríkin	8	1	2	11
Belgía	0	1	0	1
Danmörk	0	9	7	16
Finnland	3	4	0	7
Frakkland	5	1	2	8
Holland	0	3	5	8
Indland	1	0	0	1
Ísland	0	10	0	10
Ítalía	8	0	0	8
Kína	9	0	0	9
Kórea	1	0	0	1
Mexíkó	15	0	0	15
Óþekkt land	0	7	0	7
Pólland	0	6	0	6
Slóvakía	0	0	1	1
Slóvenía	0	0	17	17
Stóra Bretland	0	15	1	16
Svíþjóð	0	2	0	2
Tékkland	1	0	0	1
Tyrkland	0	1	0	1
Þýskaland	1	19	58	78
<b>Alls</b>	<b>54</b>	<b>79</b>	<b>93</b>	<b>226</b>

## Nýskráning nýrra ökutækja - Topp 10 fólksbifreiðar

Tímabil: 1.7.2017 - 31.7.2017

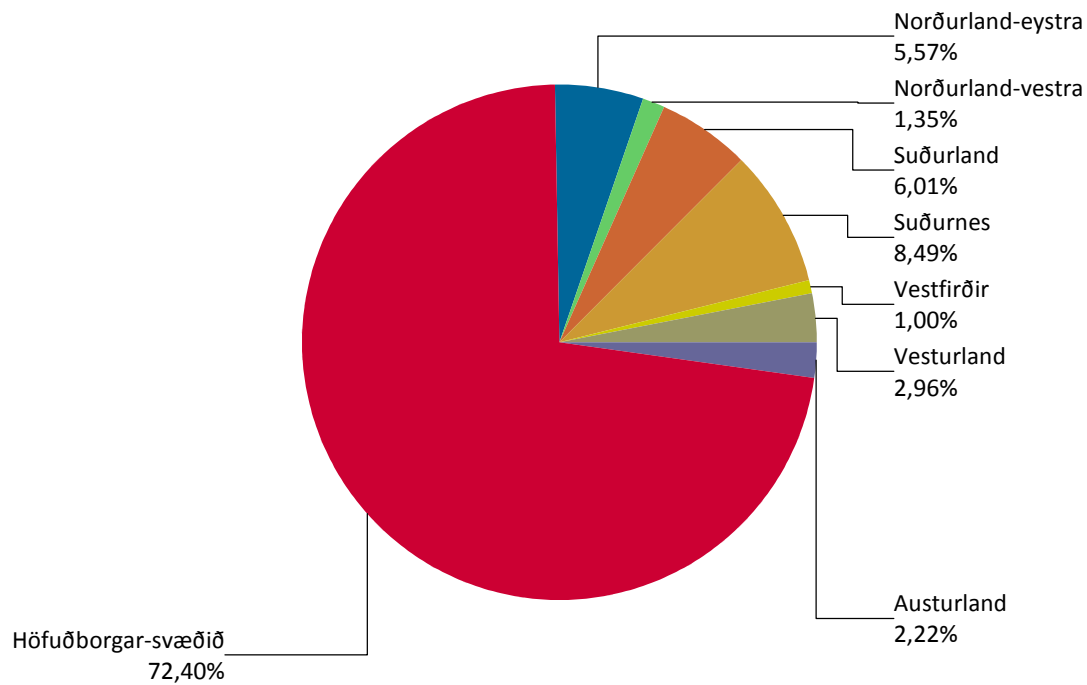
## Topp 10

Fólksbifreiðar	
TOYOTA	258
HYUNDAI	206
KIA	190
MITSUBISHI	100
VOLKSWAGEN	100
MAZDA	96
RENAULT	87
SKODA	87
NISSAN	71
SUZUKI	70



## Nýskráning nýrra ökutækja eftir landshlutum

Dagsetning: 1.7.2017 - 31.7.2017



	Höfuðborgar -svæðið	Suðurnes	Vesturland	Vestfirðir	Norðurland- vestra	Norðurland- eystra	Austurland	Suðurland	Alls
Fólksbifreiðar	1.348	174	49	13	18	100	30	90	1.822
Hópbifreiðar	14	0	0	1	0	1	0	1	17
Sendibifreiðar	112	4	5	1	0	4	4	9	139
Vörubifreiðar	24	2	2	2	1	0	0	5	36
Létt bifhjól	3	0	0	0	0	1	0	0	4
Þung bifhjól	12	0	0	0	4	2	8	3	29
Torfæruhjól	8	1	1	0	0	0	0	3	13
Dráttarvélar	32	1	2	1	2	4	3	9	54
Eftirvagnar	53	7	0	4	1	4	2	7	78
Ferðavagnar	54	6	8	0	2	9	4	8	91
<b>Alls</b>	<b>1.660</b>	<b>195</b>	<b>67</b>	<b>22</b>	<b>28</b>	<b>125</b>	<b>51</b>	<b>135</b>	<b>2.283</b>

	Höfuðborgar -svæðið	Suðurnes	Vesturland	Vestfirðir	Norðurland- vestra	Norðurland- eystra	Austurland	Suðurland	Alls
ADRIA	10	1	3	0	0	1	0	2	17
ANDERSON	0	0	0	0	0	1	0	0	1
ANSSEMS	1	0	0	0	0	0	0	0	1
ARCTIC CAT	1	0	1	0	0	0	0	0	2
ASIAWING	2	0	0	0	0	0	0	0	2
AUDI	16	1	0	0	0	0	0	2	19
BAOTIAN	0	0	0	0	0	0	0	1	1
BATESON	0	0	0	0	0	0	0	1	1
BETA	1	0	0	0	0	1	0	0	2
BK	1	0	0	0	0	0	0	0	1
BLYSS	1	0	0	0	0	0	0	0	1
BMW	18	1	1	0	0	0	0	1	21
BMW I	0	1	0	0	0	0	0	0	1
BRENDERUP	5	1	0	0	0	0	0	0	6
BURSTNER	0	0	0	0	0	0	1	0	1
CAMP LET	5	0	1	0	0	0	0	0	6

	Höfuðborgar -svæðið	Suðurnes	Vesturland	Vestfirðir	Norðurland- vestra	Norðurland- eystra	Austurland	Suðurland	Alls
CAN-AM	15	0	0	0	0	0	0	3	18
CARNEHL	3	0	0	0	0	0	0	0	3
CBS REMORQUES	1	0	0	0	0	0	0	0	1
CFMOTO	7	1	0	0	4	1	7	2	22
CHEVAL LIBERTE	0	1	0	0	0	0	0	0	1
CHEVROLET	2	0	0	0	0	0	0	0	2
CITROEN	19	0	0	0	0	0	1	0	20
CLAAS	0	0	1	0	0	2	0	0	3
COBUS	1	0	0	0	0	0	0	0	1
COMBI CAMP	4	0	0	0	0	0	0	0	4
DACIA	24	1	3	1	0	2	0	2	33
DEUTZ FAHR	0	0	0	1	1	0	0	0	2
DODGE	4	0	1	0	0	0	0	0	5
DOMANTAS	1	0	0	0	0	0	0	0	1
EDUARD	0	0	0	0	0	0	1	0	1
ERIBA	1	0	0	0	0	1	0	0	2
FENDT	2	1	0	0	0	0	0	0	3
FIAT	23	2	0	0	0	0	0	0	25
FORD	92	5	2	2	0	2	2	2	107
FORD-CNG-TECHNIK	1	0	0	0	0	0	0	0	1
GAS GAS	2	0	0	0	0	0	0	0	2
GMC	1	0	0	0	0	0	0	1	2
GURLESENYIL	1	0	0	0	0	0	0	0	1
HARLEY DAVIDSON	0	0	0	0	0	0	1	0	1
HENGIVAGN	1	2	0	0	0	1	0	0	4
HENRA	1	0	0	0	0	0	0	0	1
HESTAKERRA	2	0	0	0	0	0	0	0	2
HOBBY	21	4	4	0	2	5	3	6	45
HOBBY/FIAT	1	6	0	0	0	1	0	0	8
HONDA	46	9	2	0	0	0	1	4	62
HULCO	1	0	0	0	0	0	0	0	1
HUMBAUR	1	0	0	0	0	0	0	0	1
HYUNDAI	127	60	4	0	4	4	1	6	206
IFOR WILLIAMS	9	0	0	0	0	0	0	1	10
INDESPENSION	0	0	0	0	0	0	0	1	1
IVECO	5	0	0	1	0	0	0	0	6
JAGUAR	5	1	0	0	0	0	0	0	6
JANMIL	1	0	0	0	0	0	0	0	1
JEEP	11	0	1	0	0	1	0	0	13
JMSTAR	1	0	0	0	0	1	0	0	2
JUNKKARI	0	0	0	0	0	0	1	0	1
KASSBOHRER	1	0	0	0	0	0	0	0	1
KAWASAKI	1	0	0	0	0	0	0	0	1
KIA	116	22	6	0	1	30	6	9	190
KNAUS	1	0	0	0	0	0	0	0	1
KOMATSU	2	0	0	0	0	0	0	0	2
KTM	6	0	0	0	0	1	0	0	7
LAND ROVER	16	2	1	0	0	8	0	5	32
LANDOLL	1	0	0	0	0	0	0	0	1
LANGENDORF	2	0	0	0	0	0	0	0	2
LEXUS	11	1	1	0	0	1	0	0	14
LMC	2	0	0	0	0	0	0	0	2
MAN	0	0	0	0	1	0	0	2	3

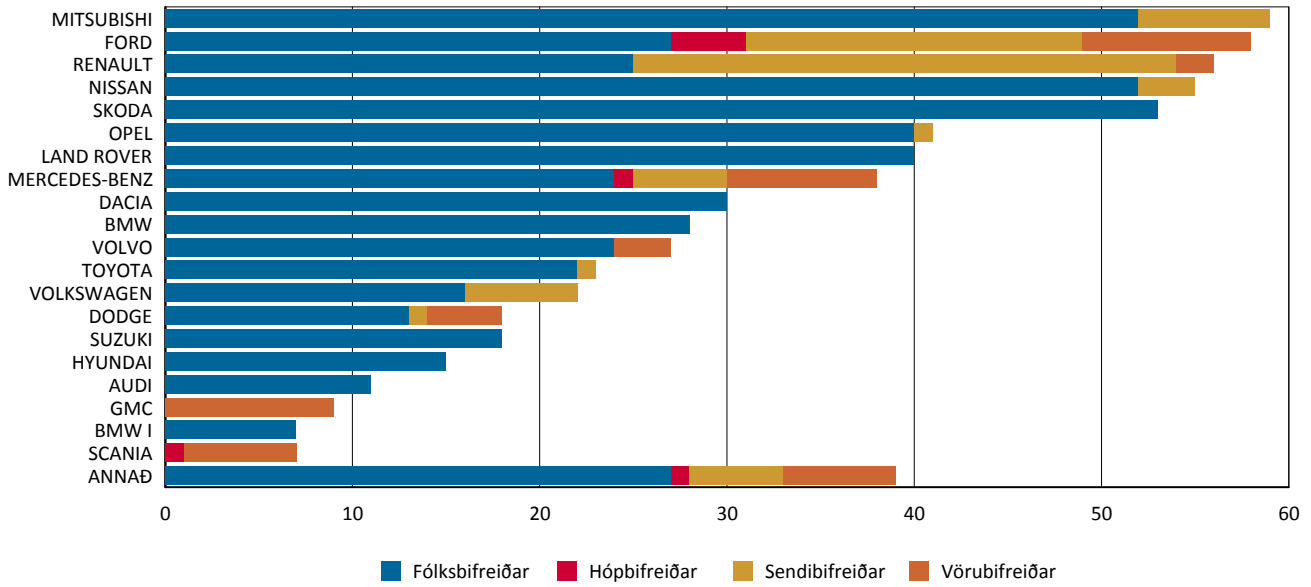
	Höfuðborgar -svæðið	Suðurnes	Vesturland	Vestfirðir	Norðurland- vestra	Norðurland- eystra	Austurland	Suðurland	Alls
MASSEY FERGUSON	0	0	0	0	0	1	1	2	4
MAZDA	81	4	2	0	2	4	1	2	96
MERCEDES-BENZ	53	2	1	1	0	8	1	2	68
MITSUBISHI	95	2	6	1	1	6	4	7	122
NEW HOLLAND	3	0	0	0	0	0	0	0	3
NISSAN	63	9	0	0	1	4	2	5	84
NOBEL ART	1	2	0	0	0	0	0	0	3
NOOTEBOOM	1	0	0	0	0	0	0	0	1
OBE	0	0	0	1	0	1	0	0	2
OBERMAIER	0	0	0	0	0	1	0	0	1
OPEL	16	5	2	0	0	0	1	2	26
OZGUL	0	1	0	0	0	0	0	0	1
PALMSE TRAILER	0	0	0	0	1	1	0	0	2
PEUGEOT	48	3	2	0	0	4	0	0	57
POLARIS	9	0	1	0	0	0	1	4	15
PORSCHE	9	0	0	0	0	0	0	1	10
QUADDY	5	0	0	0	1	0	1	0	7
RAGNAR VALSSON	1	1	0	0	0	0	0	1	3
REISCH	1	0	0	1	0	0	0	0	2
RENAULT	75	6	6	0	1	3	2	8	101
ROLLER	0	0	0	0	0	0	1	0	1
SBS	0	0	0	1	0	0	0	0	1
SCANIA	2	1	1	1	0	0	0	1	6
SCHMITZ	1	0	0	0	0	0	0	0	1
SETRA	2	0	0	0	0	0	0	0	2
SKODA	63	2	4	2	1	3	3	9	87
SOLIS	2	0	0	0	0	0	0	0	2
SSANGYONG	14	1	1	0	0	1	4	0	21
STEMA	3	0	0	0	0	0	0	1	4
SUBARU	30	8	0	1	1	7	0	0	47
SUZUKI	55	3	0	3	2	4	1	2	70
SWIFT	0	0	0	0	0	1	0	0	1
TABBERT	2	0	0	0	0	0	0	0	2
TAVEX	1	0	0	0	0	0	0	0	1
TDR	1	1	0	0	0	0	0	0	2
TESLA MOTORS	2	0	0	0	0	0	0	0	2
THALER	1	0	0	0	0	0	0	0	1
TOYOTA	221	16	5	3	1	6	3	25	280
TURBO	1	0	0	0	0	0	0	0	1
TYM	0	0	0	0	0	0	0	1	1
UNSINN	0	0	0	0	0	0	0	1	1
VALTRA	0	0	1	1	3	3	0	4	12
VARIANT	2	0	0	0	0	0	0	0	2
VÍKURVAGNAR	1	0	0	0	0	0	0	0	1
VOLKSWAGEN	97	2	4	1	2	5	0	6	117
VOLVO	29	2	0	0	1	1	0	1	34
WECKMAN	0	0	0	0	0	0	0	1	1
WEINSBERG	5	0	0	0	0	0	0	0	5
WILKINSON	0	1	0	0	0	0	0	0	1
WIOLA	6	0	0	0	0	0	0	0	6
WORMANN	1	0	0	1	0	0	0	0	2
YAMAHA	1	0	0	0	0	0	0	1	2
ZNEN	2	0	0	0	0	0	0	0	2

	Höfuðborgar -svæðið	Suðurnes	Vesturland	Vestfirðir	Norðurland- vestra	Norðurland- eystra	Austurland	Suðurland	Alls
Alls	1.663	195	68	23	31	128	51	138	2.297

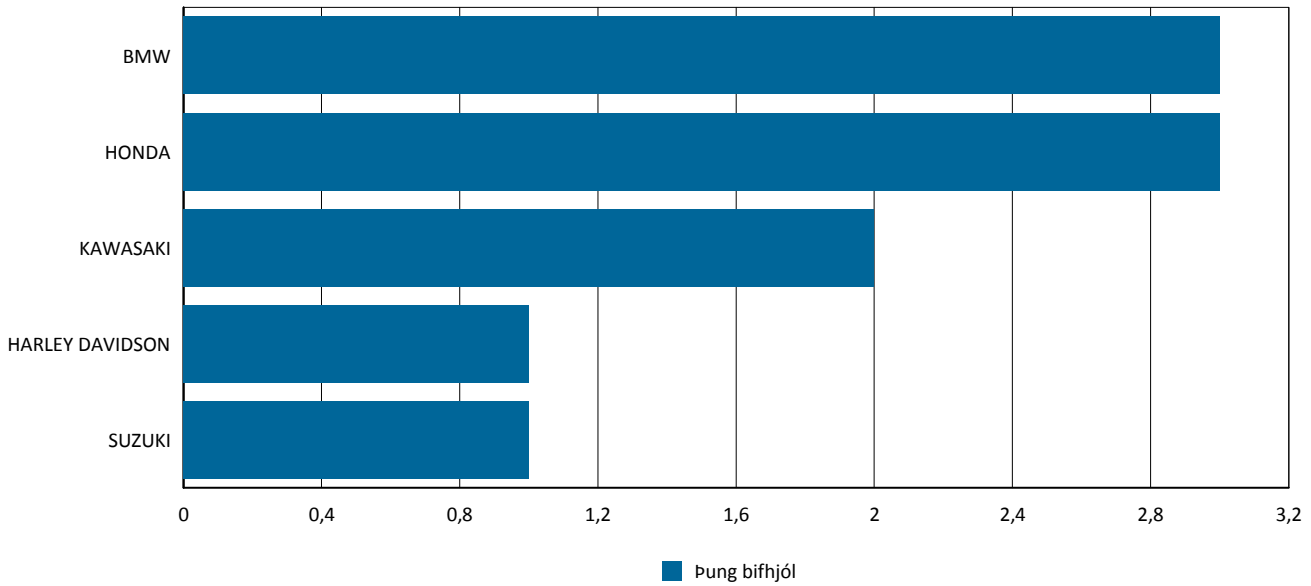
### Nýskráning notaðra ökutæki eftir tegund

Tímabil: 1.7.2017 - 31.7.2017

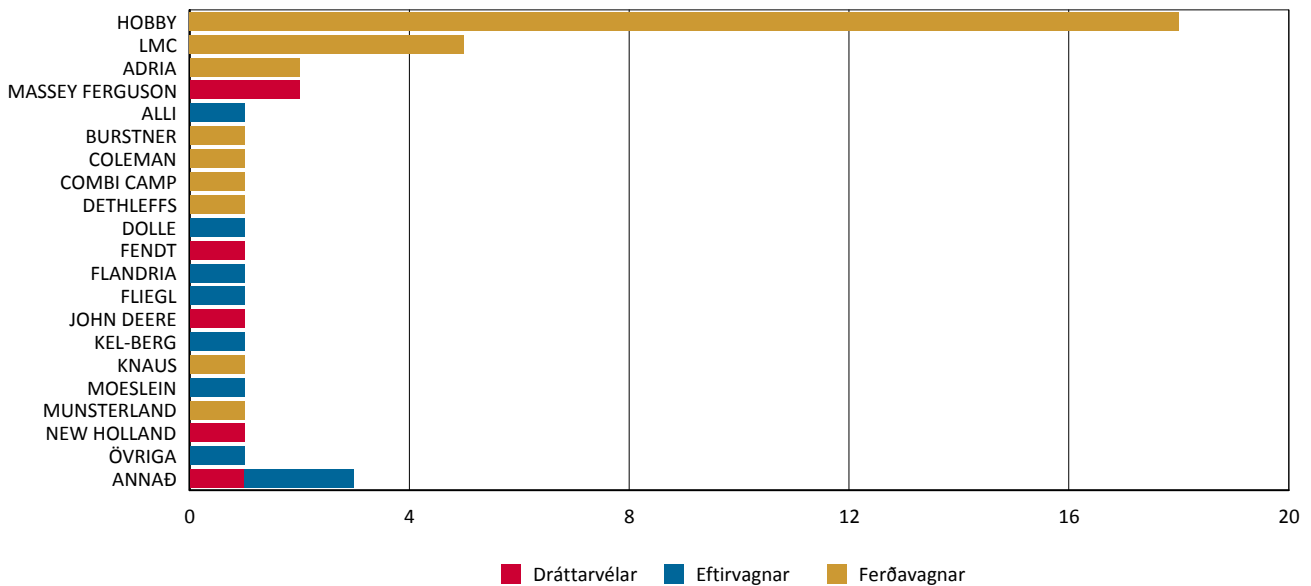
#### Topp 20



#### Topp 20



#### Topp 20





	Fólksbifreiðar	Hópbifreiðar	Sendibifreiðar	Vörubifreiðar	Alls
AUDI	11	0	0	0	11
BMW	28	0	0	0	28
BMW I	7	0	0	0	7
CADILLAC	2	0	0	0	2
CAPRON	1	0	0	0	1
CHEVROLET	1	0	0	1	2
CHRYSLER	1	0	0	0	1
CITROEN	2	0	3	0	5
DACIA	30	0	0	0	30
DODGE	13	0	1	4	18
FIAT	2	0	0	0	2
FORD	27	4	18	9	58
GMC	0	0	0	9	9
HYUNDAI	15	0	0	0	15
IVECO	0	0	1	0	1
JAGUAR	2	0	0	0	2
JAGUAR LAND ROVER	1	0	0	0	1
JEEP	3	0	0	0	3
KIA	3	0	0	0	3
LAND ROVER	40	0	0	0	40
LEXUS	2	0	0	0	2
MAN	0	0	0	5	5
MERCEDES-BENZ	24	1	5	8	38
MINI	1	0	0	0	1
MITSUBISHI	52	0	7	0	59
NEOPLAN	0	1	0	0	1
NISSAN	52	0	3	0	55
OPEL	40	0	1	0	41
PEUGEOT	3	0	1	0	4
PLYMOUTH	1	0	0	0	1
PORSCHE	1	0	0	0	1
RENAULT	25	0	29	2	56
SCANIA	0	1	0	6	7
SKODA	53	0	0	0	53
SUZUKI	18	0	0	0	18
TESLA MOTORS	1	0	0	0	1
TOYOTA	22	0	1	0	23
VOLKSWAGEN	16	0	6	0	22
VOLVO	24	0	0	3	27
<b>Alls</b>	<b>524</b>	<b>7</b>	<b>76</b>	<b>47</b>	<b>654</b>

**pung bifhjól Alls**

BMW	3	3
HARLEY DAVIDSON	1	1
HONDA	3	3
KAWASAKI	2	2
SUZUKI	1	1
<b>Alls</b>	<b>10</b>	<b>10</b>

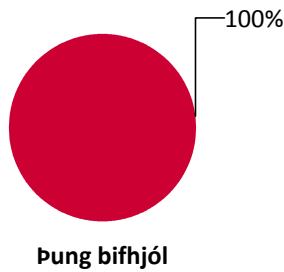
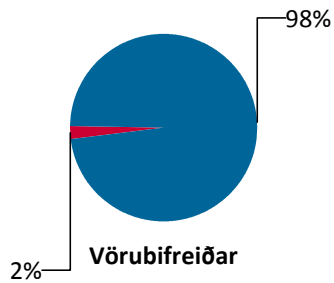
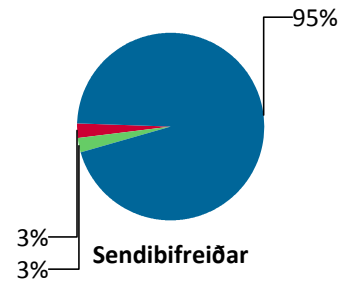
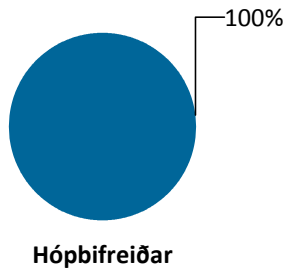
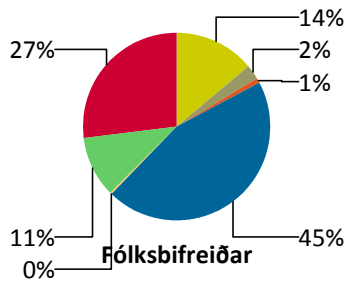
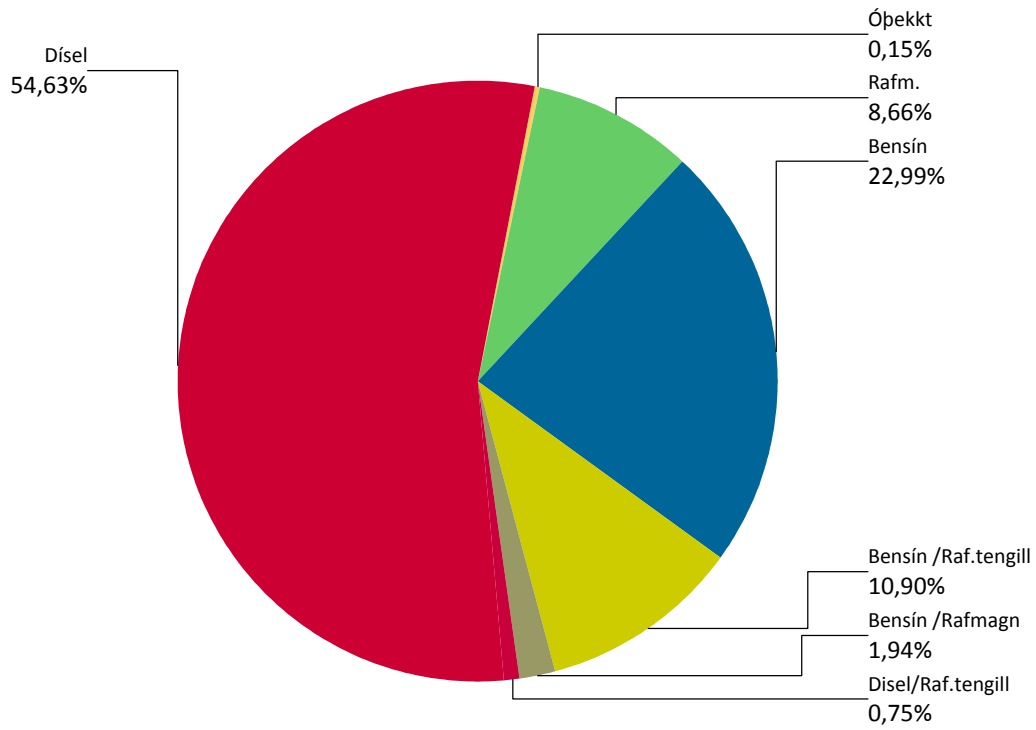
**Dráttarvélar Eftirvagnar Ferðavagnar Alls**

ADRIA	0	0	2	2
ALLI	0	1	0	1
BURSTNER	0	0	1	1
COLEMAN	0	0	1	1
COMBI CAMP	0	0	1	1
DETHLEFFS	0	0	1	1

	Dráttarvélar	Eftirvagnar	Ferðavagnar	Alls
DOLLE	0	1	0	1
FENDT	1	0	0	1
FLANDRIA	0	1	0	1
FLIEGL	0	1	0	1
HOBBY	0	0	18	18
JOHN DEERE	1	0	0	1
KEL-BERG	0	1	0	1
KNAUS	0	0	1	1
LMC	0	0	5	5
MASSEY FERGUSON	2	0	0	2
MOESLEIN	0	1	0	1
MUNSTERLAND	0	0	1	1
NEW HOLLAND	1	0	0	1
STRICK	0	1	0	1
TRAILERGRUPPEN	0	1	0	1
VALTRA	1	0	0	1
ÖVRIGA	0	1	0	1
<b>Alls</b>	<b>6</b>	<b>9</b>	<b>31</b>	<b>46</b>

### Nýskráning notaðra ökutækja eftir orkugjafa

Dagsetning: 1.7.2017 - 31.7.2017



- Bensín
- Bensín /Raf.tengill
- Bensín /Rafmagn
- Disel/Raf.tengill
- Dísel
- Óþekkt
- Rafm.

**Fólksbifreiðar**

	Bensín	Bensín	Bensín	Dísel	Rafm.	Disel/Ra	Óþekkt	Alls
	/Raf.ten	/Rafmag				f.tengill		
AUDI	0	2	0	8	0	1	0	11
BMW	4	7	0	17	0	0	0	28
BMW I	0	1	0	0	6	0	0	7
CADILLAC	2	0	0	0	0	0	0	2
CAPRON	0	0	0	1	0	0	0	1
CHEVROLET	1	0	0	0	0	0	0	1
CHRYSLER	1	0	0	0	0	0	0	1
CITROEN	0	0	0	2	0	0	0	2
DACIA	7	0	0	23	0	0	0	30
DODGE	12	0	0	1	0	0	0	13
FIAT	0	0	0	2	0	0	0	2
FORD	12	0	0	14	1	0	0	27
HYUNDAI	14	0	0	1	0	0	0	15
JAGUAR	1	0	0	1	0	0	0	2
JAGUAR LAND ROVI	0	0	0	1	0	0	0	1
JEEP	0	0	0	3	0	0	0	3
KIA	0	0	1	2	0	0	0	3
LAND ROVER	0	0	0	40	0	0	0	40
LEXUS	0	0	2	0	0	0	0	2
MERCEDES-BENZ	5	2	0	16	0	0	1	24
MINI	1	0	0	0	0	0	0	1
MITSUBISHI	0	51	0	1	0	0	0	52
NISSAN	1	0	0	3	48	0	0	52
OPEL	38	0	0	2	0	0	0	40
PEUGEOT	2	0	0	1	0	0	0	3
PLYMOUTH	1	0	0	0	0	0	0	1
PORSCHE	1	0	0	0	0	0	0	1
RENAULT	22	0	0	3	0	0	0	25
SKODA	9	0	0	44	0	0	0	53
SUZUKI	0	0	0	18	0	0	0	18
TESLA MOTORS	0	0	0	0	1	0	0	1
TOYOTA	2	1	10	9	0	0	0	22
VOLKSWAGEN	4	1	0	11	0	0	0	16
VOLVO	1	8	0	11	0	4	0	24
<b>Alls</b>	<b>141</b>	<b>73</b>	<b>13</b>	<b>235</b>	<b>56</b>	<b>5</b>	<b>1</b>	<b>524</b>

**Hópbifreiðar**

	Dísel	Alls
FORD	4	4
MERCEDES-BENZ	1	1
NEOPLAN	1	1
SCANIA	1	1
<b>Alls</b>	<b>7</b>	<b>7</b>

**Sendibifreiðar**

	Bensín	Dísel	Rafm.	Alls
CITROEN	0	3	0	3
DODGE	1	0	0	1
FORD	1	17	0	18

	Bensín	Dísel	Rafm.	Alls
IVECO	0	1	0	1
MERCEDES-BENZ	0	5	0	5
MITSUBISHI	0	7	0	7
NISSAN	0	1	2	3
OPEL	0	1	0	1
PEUGEOT	0	1	0	1
RENAULT	0	29	0	29
TOYOTA	0	1	0	1
VOLKSWAGEN	0	6	0	6
<b>Alls</b>	<b>2</b>	<b>72</b>	<b>2</b>	<b>76</b>

### Vörubifreiðar

	Bensín	Dísel	Alls
CHEVROLET	0	1	1
DODGE	0	4	4
FORD	1	8	9
GMC	0	9	9
MAN	0	5	5
MERCEDES-BENZ	0	8	8
RENAULT	0	2	2
SCANIA	0	6	6
VOLVO	0	3	3
<b>Alls</b>	<b>1</b>	<b>46</b>	<b>47</b>

### Þung bifhjól

	Bensín	Alls
BMW	3	3
HARLEY DAVIDSON	1	1
HONDA	3	3
KAWASAKI	2	2
SUZUKI	1	1
<b>Alls</b>	<b>10</b>	<b>10</b>

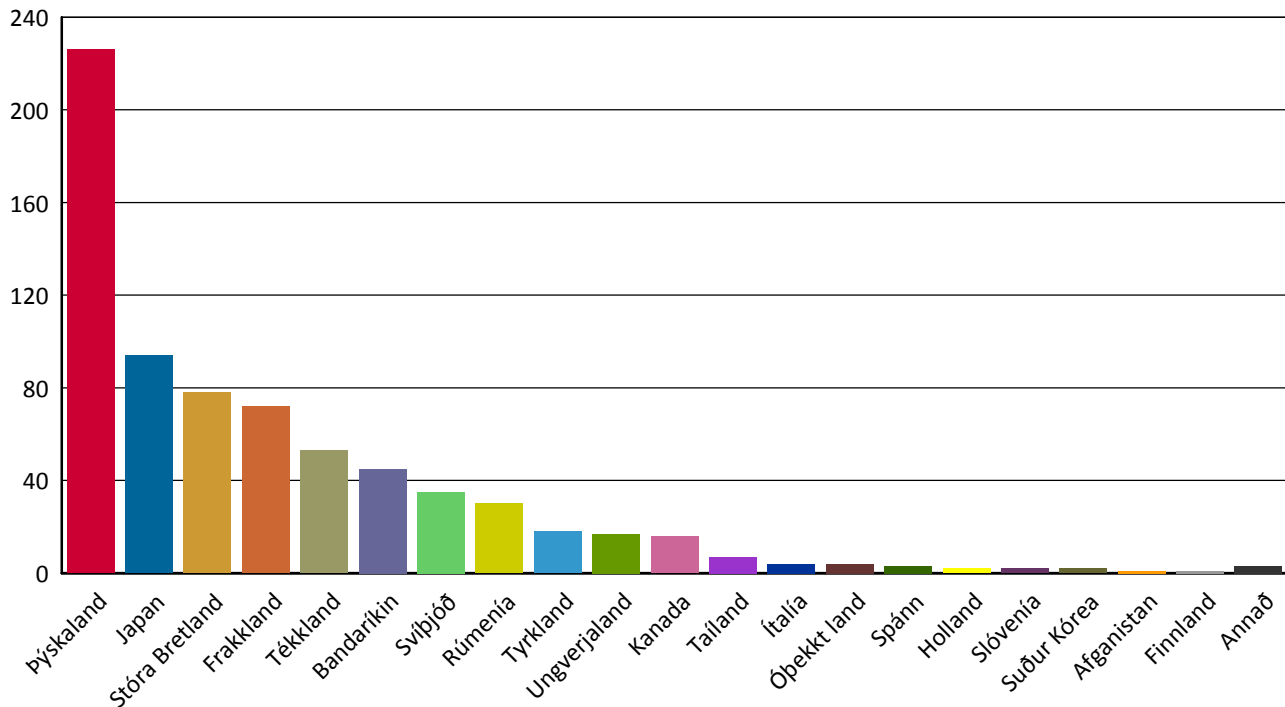
### Dráttarvélar

	Dísel	Alls
FENDT	1	1
JOHN DEERE	1	1
MASSEY FERGUSON	2	2
NEW HOLLAND	1	1
VALTRA	1	1
<b>Alls</b>	<b>6</b>	<b>6</b>

## Nýskráning notaðra ökutækja eftir framleiðslulöndum

Tímabil: 1.7.2017 - 31.7.2017

## Topp 20



	Fólksbifreiðar	Hópbifreiðar	Sendibifreiðar	Vörubifreiðar	Alls
Afganistan	1	0	0	0	1
Bandaríkin	19	0	2	19	40
Frakkland	33	0	33	2	68
Ítalía	3	0	1	0	4
Japan	87	0	1	0	88
Kanada	12	0	0	4	16
Kórea	1	0	0	0	1
Mexíkó	1	0	0	0	1
Rúmenía	30	0	0	0	30
Slóvakía	1	0	0	0	1
Spánn	0	0	3	0	3
Stóra Bretland	76	0	0	0	76
Suður Kórea	2	0	0	0	2
Svíþjóð	24	1	0	9	34
Taíland	0	0	7	0	7
Tékkland	53	0	0	0	53
Tyrkland	18	0	0	0	18
Ungverjaland	17	0	0	0	17
Þýskaland	146	6	29	13	194
<b>Alls</b>	<b>524</b>	<b>7</b>	<b>76</b>	<b>47</b>	<b>654</b>

	Pung bifhjól	Alls
Bandaríkin	1	1
Japan	6	6
Þýskaland	3	3
<b>Alls</b>	<b>10</b>	<b>10</b>

	Dráttarvélur	Eftirvagnar	Ferðavagnar	Alls
Bandaríkin	1	2	1	4
Finnland	1	0	0	1
Frakkland	1	0	1	2
Holland	1	0	0	1

Heimilt er að birta einstaka niðurstöður úr þessari skýrslu ef heimilda er getið. Ekki er heimilt að afrita skýrsluna, hvorki að hluta né í heild sinni, til dreifingar.

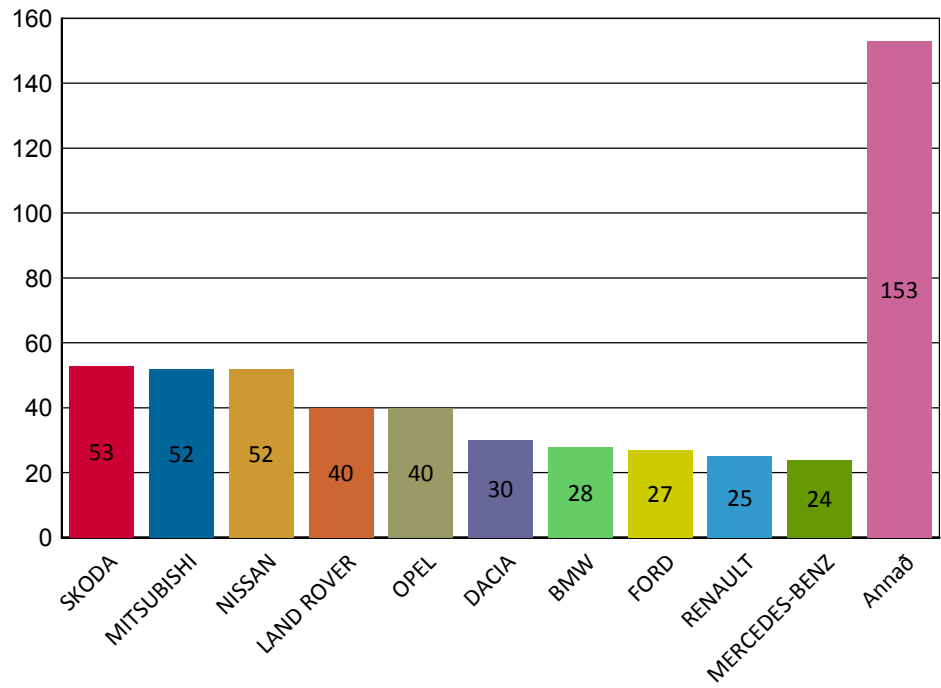
	<b>Dráttarvélar</b>	<b>Eftirvagnar</b>	<b>Ferðavagnar</b>	<b>Alls</b>
Óþekkt land	0	3	1	4
Slóvenía	0	0	2	2
Stóra Bretland	1	1	0	2
Svíþjóð	0	1	0	1
Þýskaland	1	2	26	29
<b>Alls</b>	<b>6</b>	<b>9</b>	<b>31</b>	<b>46</b>

## Nýskráning notaðra ökutækja - Topp 10 fólksbifreiðar

Tímabil: 1.7.2017 - 31.7.2017

## Topp 10

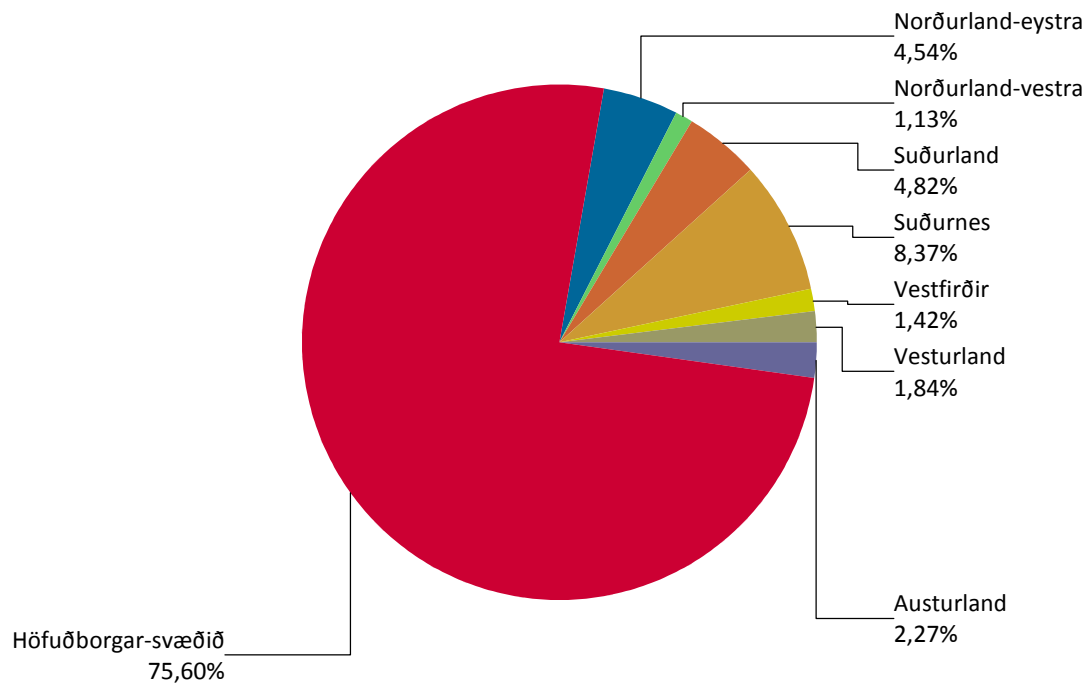
Fólksbifreiðar	
SKODA	53
MITSUBISHI	52
NISSAN	52
LAND ROVER	40
OPEL	40
DACIA	30
BMW	28
FORD	27
RENAULT	25
MERCEDES-BENZ	24





## Nýskráning notaðra ökutækja eftir landshlutum

Dagsetning: 1.7.2017 - 31.7.2017



	Höfuðborgar -svæðið	Suðurnes	Vesturland	Vestfirðir	Norðurland- vestra	Norðurland- eystra	Austurland	Suðurland	Alls
Fólksbifreiðar	417	49	4	7	2	22	2	16	519
Hópibifreiðar	4	0	1	0	0	0	0	2	7
Sendibifreiðar	65	2	0	0	1	3	2	3	76
Vörubifreiðar	24	3	6	1	1	3	3	5	46
Þung bifhjól	7	0	1	0	0	0	1	0	9
Dráttarvélar	1	0	1	0	1	1	0	2	6
Eftirvagnar	5	0	0	2	0	1	1	0	9
Ferðavagnar	10	5	0	0	3	2	6	4	30
<b>Alls</b>	<b>533</b>	<b>59</b>	<b>13</b>	<b>10</b>	<b>8</b>	<b>32</b>	<b>15</b>	<b>32</b>	<b>702</b>

	Höfuðborgar -svæðið	Suðurnes	Vesturland	Vestfirðir	Norðurland- vestra	Norðurland- eystra	Austurland	Suðurland	Alls
ADRIA	1	0	0	0	0	0	1	0	2
ALLI	1	0	0	0	0	0	0	0	1
AUDI	9	0	0	0	0	1	0	1	11
BMW	27	2	0	0	0	0	0	1	30
BMW I	7	0	0	0	0	0	0	0	7
BURSTNER	0	1	0	0	0	0	0	0	1
CADILLAC	1	0	0	0	0	0	0	1	2
CAPRON	0	0	0	0	0	1	0	0	1
CHEVROLET	0	1	0	0	0	0	0	1	2
CHRYSLER	0	0	0	0	0	0	0	1	1
CITROEN	3	0	0	0	0	1	0	1	5
CLAAS	0	0	0	0	0	0	0	2	2
COLEMAN	0	1	0	0	0	0	0	0	1
COMBI CAMP	0	0	0	0	0	0	1	0	1
DACIA	29	1	0	0	0	0	0	0	30
DODGE	16	0	1	0	0	0	0	1	18
DOLLE	0	0	0	0	0	1	0	0	1
FENDT	0	0	0	0	0	1	0	0	1

	Höfuðborgar -svæðið	Suðurnes	Vesturland	Vestfirðir	Norðurland- vestra	Norðurland- eystra	Austurland	Suðurland	Alls
FIAT	1	0	0	0	0	1	0	0	2
FLANDRIA	0	0	0	1	0	0	0	0	1
FLIEGL	0	0	0	0	0	0	1	0	1
FORD	49	0	1	0	1	2	1	3	57
GMC	3	0	3	0	0	0	1	2	9
HARLEY DAVIDSON	0	0	0	0	0	0	1	0	1
HOBBY	8	2	0	0	1	1	4	2	18
HONDA	3	0	0	0	0	0	0	0	3
HYUNDAI	15	0	0	0	0	0	0	0	15
IVECO	1	0	0	0	0	0	0	0	1
JAGUAR	1	0	0	0	0	1	0	0	2
JAGUAR LAND ROVER L	0	1	0	0	0	0	0	0	1
JEEP	3	0	0	0	0	0	0	0	3
JOHN DEERE	1	0	0	0	0	0	0	0	1
KAWASAKI	1	0	1	0	0	0	0	0	2
KEL-BERG	0	0	0	1	0	0	0	0	1
KIA	2	0	0	0	0	0	0	1	3
KNAUS	0	0	0	0	0	0	0	1	1
LAND ROVER	36	1	0	0	0	0	0	1	38
LEXUS	2	0	0	0	0	0	0	0	2
LMC	0	1	0	0	2	1	0	1	5
MAN	0	0	2	0	0	2	0	1	5
MASSEY FERGUSON	0	0	0	0	0	0	0	2	2
MERCEDES-BENZ	25	6	0	1	1	1	1	2	37
MINI	1	0	0	0	0	0	0	0	1
MITSUBISHI	49	2	1	0	0	1	1	5	59
MOESLEIN	1	0	0	0	0	0	0	0	1
MUNSTERLAND	1	0	0	0	0	0	0	0	1
NEOPLAN	0	0	0	0	0	0	0	1	1
NEW HOLLAND	0	0	1	0	0	0	1	0	2
NISSAN	45	3	0	4	1	1	1	0	55
OPEL	41	0	0	0	0	0	0	0	41
PEUGEOT	4	0	0	0	0	0	0	0	4
PLYMOUTH	0	1	0	0	0	0	0	0	1
PORSCHE	1	0	0	0	0	0	0	0	1
RENAULT	31	21	0	1	0	1	1	1	56
SCANIA	3	2	1	0	0	0	1	0	7
SKODA	37	4	0	1	0	11	0	0	53
STRICK	1	0	0	0	0	0	0	0	1
SUZUKI	13	6	0	0	0	0	0	0	19
TESLA MOTORS	0	0	0	0	0	1	0	0	1
TOYOTA	19	2	0	0	1	0	0	1	23
TRAILERGRUPPEN	1	0	0	0	0	0	0	0	1
VALTRA	0	0	0	0	1	0	0	0	1
VOLKSWAGEN	19	1	1	0	0	0	0	1	22
VOLVO	20	0	1	1	0	3	0	0	25
ÖVRIGA	1	0	0	0	0	0	0	0	1
<b>Alls</b>	<b>533</b>	<b>59</b>	<b>13</b>	<b>10</b>	<b>8</b>	<b>32</b>	<b>16</b>	<b>34</b>	<b>705</b>