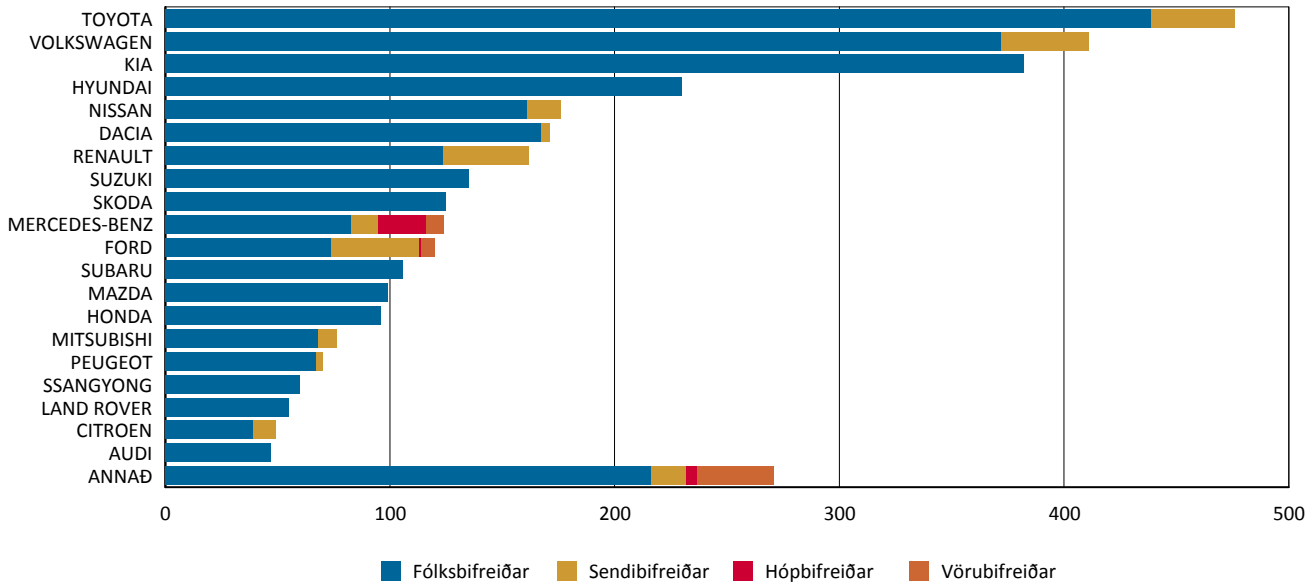


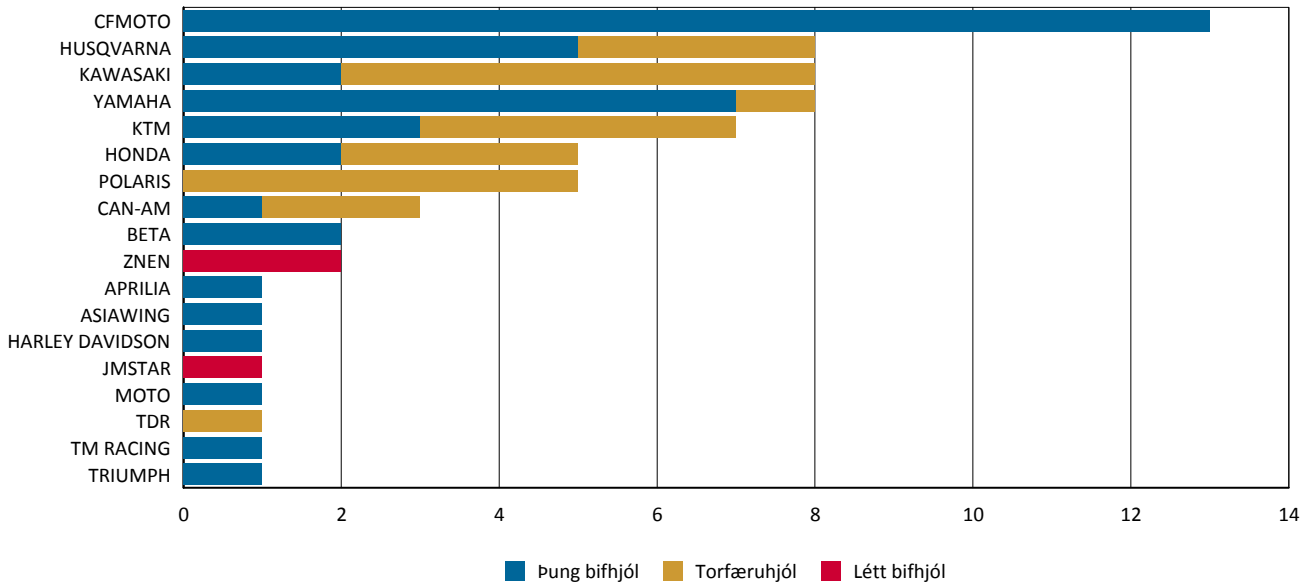
Nýskráning nýrra ökutæki eftir tegund

Tímabil: 1.6.2017 - 30.6.2017

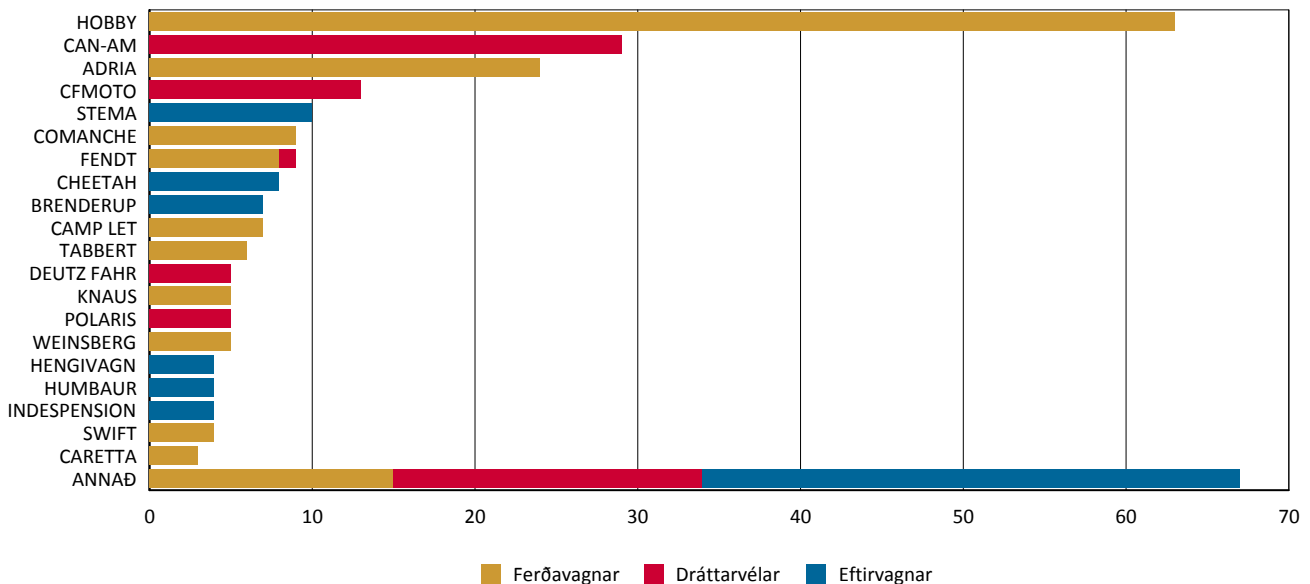
Topp 20



Topp 20



Topp 20



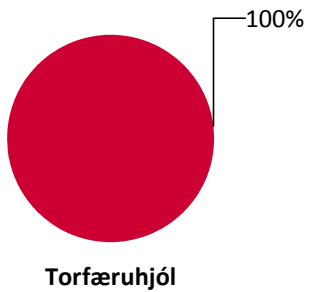

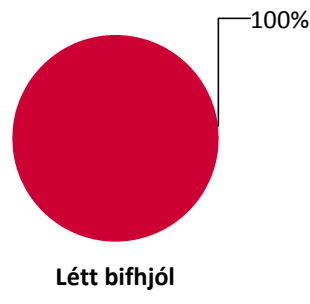
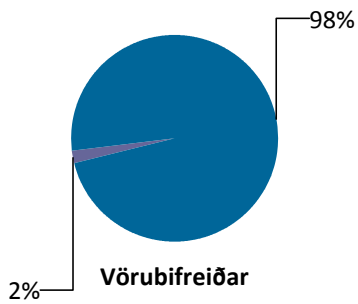
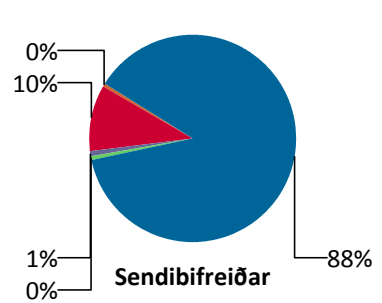
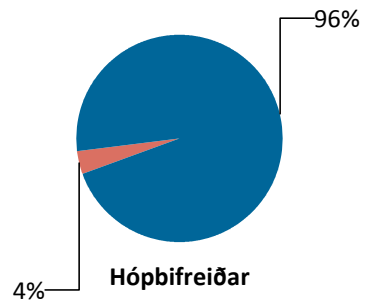
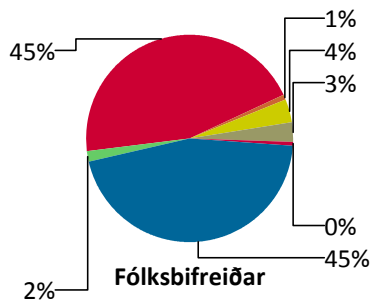
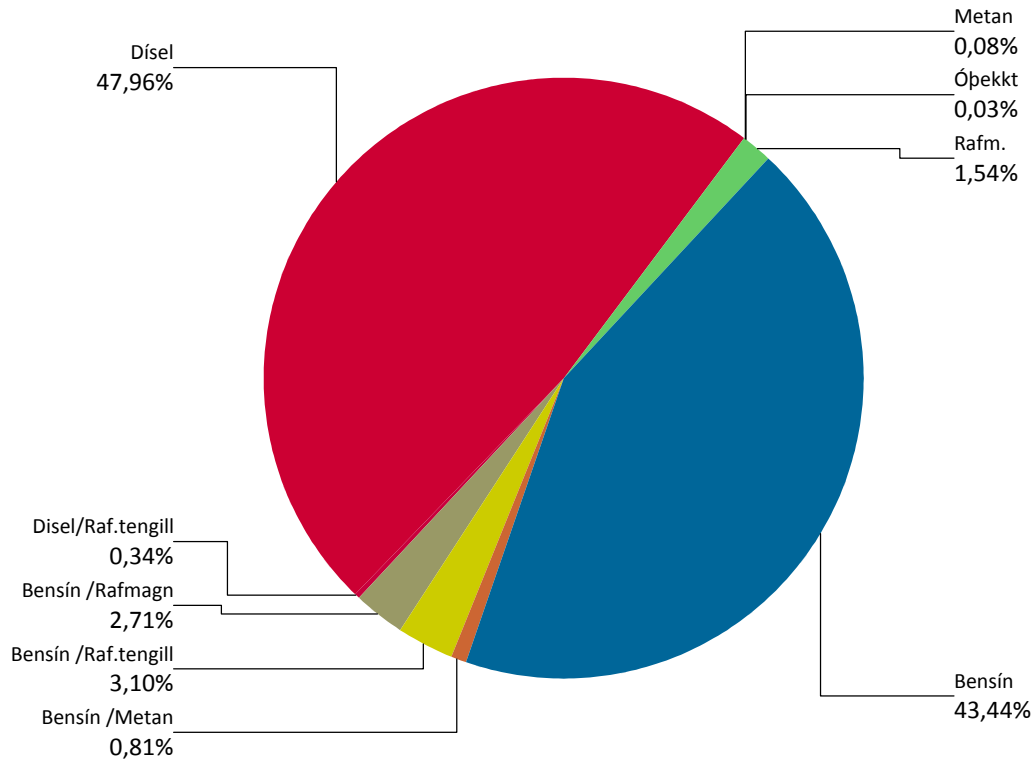
	Fólksbifreiðar	Hópbifreiðar	Sendibifreiðar	Vörubifreiðar	Alls
AUDI	47	0	0	0	47
BMW	26	0	0	0	26
BMW I	3	0	0	0	3
CAPRON	15	0	0	0	15
CHEVROLET	3	0	0	0	3
CITROEN	39	0	10	0	49
COBUS	0	2	0	0	2
DACIA	167	0	4	0	171
DODGE	0	0	3	4	7
FERRARI	1	0	0	0	1
FIAT	39	0	2	0	41
FORD	74	1	39	6	120
GMC	0	0	0	3	3
HOBBY/FIAT	1	0	0	0	1
HONDA	96	0	0	0	96
HYUNDAI	230	0	0	0	230
ISUZU	0	0	1	0	1
IVECO	0	1	5	6	12
JAGUAR	14	0	0	0	14
JEEP	20	0	0	0	20
KIA	382	0	0	0	382
LAND ROVER	55	0	0	0	55
LEXUS	10	0	0	0	10
LIEBHERR	0	0	0	1	1
LUANO CAMP	5	0	0	0	5
MAN	0	0	0	6	6
MAZDA	99	0	0	0	99
MC LOUIS/FIAT	13	0	0	0	13
MERCEDES-BENZ	83	21	12	8	124
MITSUBISHI	68	0	8	0	76
NISSAN	161	0	15	0	176
NOBEL ART	2	0	0	0	2
OPEL	28	0	5	0	33
PEUGEOT	67	0	3	0	70
PORSCHE	13	0	0	0	13
RENAULT	124	0	38	0	162
SCANIA	0	0	0	11	11
SIDEBULL	0	1	0	0	1
SKODA	125	0	0	0	125
SSANGYONG	60	0	0	0	60
SUBARU	106	0	0	0	106
SUZUKI	135	0	0	0	135
TOYOTA	439	0	37	0	476
VOLKSWAGEN	372	0	39	0	411
VOLVO	23	1	0	3	27
Alls	3.145	27	221	48	3.441
	Létt bifhjól	Þung bifhjól	Torfæruhjól	Alls	
APRILIA	0	1	0	1	
ASIAWING	0	1	0	1	
BETA	0	2	0	2	
CAN-AM	0	1	2	3	
CFMOTO	0	13	0	13	
HARLEY DAVIDSON	0	1	0	1	
HONDA	0	2	3	5	

	Létt bifhjól	Þung bifhjól	Torfæruhjól	Alls
HUSQVARNA	0	5	3	8
JMSTAR	1	0	0	1
KAWASAKI	0	2	6	8
KTM	0	3	4	7
MOTO	0	1	0	1
POLARIS	0	0	5	5
TDR	0	0	1	1
TM RACING	0	1	0	1
TRIUMPH	0	1	0	1
YAMAHA	0	7	1	8
ZNEN	2	0	0	2
Alls	3	41	25	69
	Dráttarvélar	Eftirvagnar	Ferðavagnar	Alls
ADRIA	0	0	24	24
BATESON	0	1	0	1
BIG TEX	0	1	0	1
BORO	0	1	0	1
BRENDERUP	0	7	0	7
BURSTNER	0	0	1	1
CAMP LET	0	0	7	7
CAN-AM	29	0	0	29
CARETTA	0	0	3	3
CARNEHL	0	1	0	1
CASE IH	1	0	0	1
CFMOTO	13	0	0	13
CHEETAH	0	8	0	8
CLAAS	3	0	0	3
COMANCHE	0	0	9	9
COMBI CAMP	0	0	3	3
COUGAR	0	0	2	2
DETHLEFFS	0	0	2	2
DEUTZ FAHR	5	0	0	5
DONGFENG	1	0	0	1
EDUARD	0	2	0	2
EFTIRVAGN	0	1	0	1
EKERI	0	1	0	1
ERIBA	0	0	1	1
EUROWAGON	0	1	0	1
FENDT	1	0	8	9
FENDT CARAVAN	0	0	1	1
FLIEGL	0	1	0	1
FREEDOM	0	1	0	1
GOBANNA	0	0	1	1
GURLESENYIL	0	1	0	1
HENGIVAGN	0	4	0	4
HOBBY	0	0	63	63
HULCO	0	2	0	2
HUMBAUR	0	4	0	4
HYMER	0	0	1	1
IFOR WILLIAMS	0	3	0	3
INDESPENSION	0	4	0	4
KANE	0	2	0	2
KEMPF	0	1	0	1
KNAUS	0	0	5	5

	Dráttarvélar	Eftirvagnar	Ferðavagnar	Alls
KUBOTA	3	0	0	3
LANGENDORF	0	3	0	3
LMC	0	0	2	2
MASSEY FERGUSON	3	0	0	3
MEILLER	0	1	0	1
NEPTUN	0	1	0	1
NEW HOLLAND	1	0	0	1
PALOMINO	0	0	1	1
POLARIS	5	0	0	5
RAGNAR VALSSON	0	1	0	1
RESPO	0	1	0	1
SCHMITZ	0	1	0	1
SOLIS	2	0	0	2
STEMA	0	10	0	10
SWIFT	0	0	4	4
TABBERT	0	0	6	6
TYM	2	0	0	2
UNSINN	0	2	0	2
UTILITY	0	1	0	1
VALTRA	3	0	0	3
VIG	0	1	0	1
WECKMAN	0	1	0	1
WEINSBERG	0	0	5	5
Alls	72	70	149	291

Nýskráning nýrra ökutækja eftir orkugjafa

Dagsetning: 1.6.2017 - 30.6.2017



- Bensín
- Dísel
- Bensín /Raf.tengill
- Rafm.
- Dísel/Raf.tengill
- Bensín /Rafmagn
- Bensín /Metan
- Óþekkt
- Metan

Heimilt er að birta einstaka niðurstöður úr þessari skýrslu ef heimilda er getið. Ekki er heimilt að afrita skýrsluna, hvorki að hluta né í heild sinni, til dreifingar.

Fólksbifreiðar

	Bensín	Bensín /Metan	Bensín /Raf.ten	Bensín /Rafmag	Dísel	Rafm.	Dísel/Ra f.tengill	Alls
AUDI	5	0	26	0	4	0	12	47
BMW	0	0	8	0	18	0	0	26
BMW I	0	0	1	0	0	2	0	3
CAPRON	0	0	0	0	15	0	0	15
CHEVROLET	1	0	0	0	2	0	0	3
CITROEN	24	0	0	0	15	0	0	39
DACIA	54	0	0	0	113	0	0	167
FERRARI	1	0	0	0	0	0	0	1
FIAT	28	0	0	0	11	0	0	39
FORD	47	0	0	0	27	0	0	74
HOBBY/FIAT	0	0	0	0	1	0	0	1
HONDA	77	0	0	0	19	0	0	96
HYUNDAI	164	0	0	1	65	0	0	230
JAGUAR	1	0	0	0	13	0	0	14
JEEP	0	0	0	0	20	0	0	20
KIA	119	0	7	1	254	1	0	382
LAND ROVER	0	0	0	0	55	0	0	55
LEXUS	0	0	0	10	0	0	0	10
LUANO CAMP	0	0	0	0	5	0	0	5
MAZDA	77	0	0	0	22	0	0	99
MC LOUIS/FIAT	0	0	0	0	13	0	0	13
MERCEDES-BENZ	6	0	5	0	71	1	0	83
MITSUBISHI	4	0	33	0	31	0	0	68
NISSAN	22	0	0	0	120	19	0	161
NOBEL ART	0	0	0	0	2	0	0	2
OPEL	20	0	0	0	8	0	0	28
PEUGEOT	43	0	0	0	24	0	0	67
PORSCHE	3	0	7	0	3	0	0	13
RENAULT	29	0	0	0	77	18	0	124
SKODA	11	20	0	0	94	0	0	125
SSANGYONG	0	0	0	0	60	0	0	60
SUBARU	73	0	0	0	33	0	0	106
SUZUKI	132	0	0	2	1	0	0	135
TOYOTA	239	0	0	83	117	0	0	439
VOLKSWAGEN	237	8	18	0	96	13	0	372
VOLVO	0	0	6	0	17	0	0	23
Alls	1.417	28	111	97	1.426	54	12	3.145

Hópbifreiðar

	Dísel	Óþekkt	Alls
COBUS	2	0	2
FORD	1	0	1
IVECO	1	0	1
MERCEDES-BENZ	21	0	21
SIDEBULL	0	1	1
VOLVO	1	0	1
Alls	26	1	27

Sendibifreiðar

	Bensín	Bensín /Metan	Dísel	Metan	Rafm.	Alls
CITROEN	0	0	10	0	0	10
DACIA	0	0	4	0	0	4
DODGE	3	0	0	0	0	3
FIAT	0	0	2	0	0	2
FORD	4	0	35	0	0	39
ISUZU	0	0	1	0	0	1
IVECO	0	0	5	0	0	5
MERCEDES-BENZ	0	1	11	0	0	12
MITSUBISHI	0	0	8	0	0	8
NISSAN	0	0	14	0	1	15
OPEL	0	0	5	0	0	5
PEUGEOT	0	0	3	0	0	3
RENAULT	0	0	38	0	0	38
TOYOTA	0	0	37	0	0	37
VOLKSWAGEN	16	0	21	2	0	39
Alls	23	1	194	2	1	221

Vörubifreiðar

	Dísel	Metan	Alls
DODGE	4	0	4
FORD	6	0	6
GMC	3	0	3
IVECO	6	0	6
LIEBHERR	1	0	1
MAN	6	0	6
MERCEDES-BENZ	8	0	8
SCANIA	10	1	11
VOLVO	3	0	3
Alls	47	1	48

Létt bifhjól

	Bensín	Alls
JMSTAR	1	1
ZNEN	2	2
Alls	3	3

Pung bifhjól

	Bensín	Alls
APRILIA	1	1
ASIAWING	1	1
BETA	2	2
CAN-AM	1	1
CFMOTO	13	13
HARLEY DAVIDSON	1	1
HONDA	2	2
HUSQVARNA	5	5
KAWASAKI	2	2
KTM	3	3

	Bensín	Alls
MOTO	1	1
TM RACING	1	1
TRIUMPH	1	1
YAMAHA	7	7
Alls	41	41

Torfæruhjól

	Bensín	Alls
CAN-AM	2	2
HONDA	3	3
HUSQVARNA	3	3
KAWASAKI	6	6
KTM	4	4
POLARIS	5	5
TDR	1	1
YAMAHA	1	1
Alls	25	25

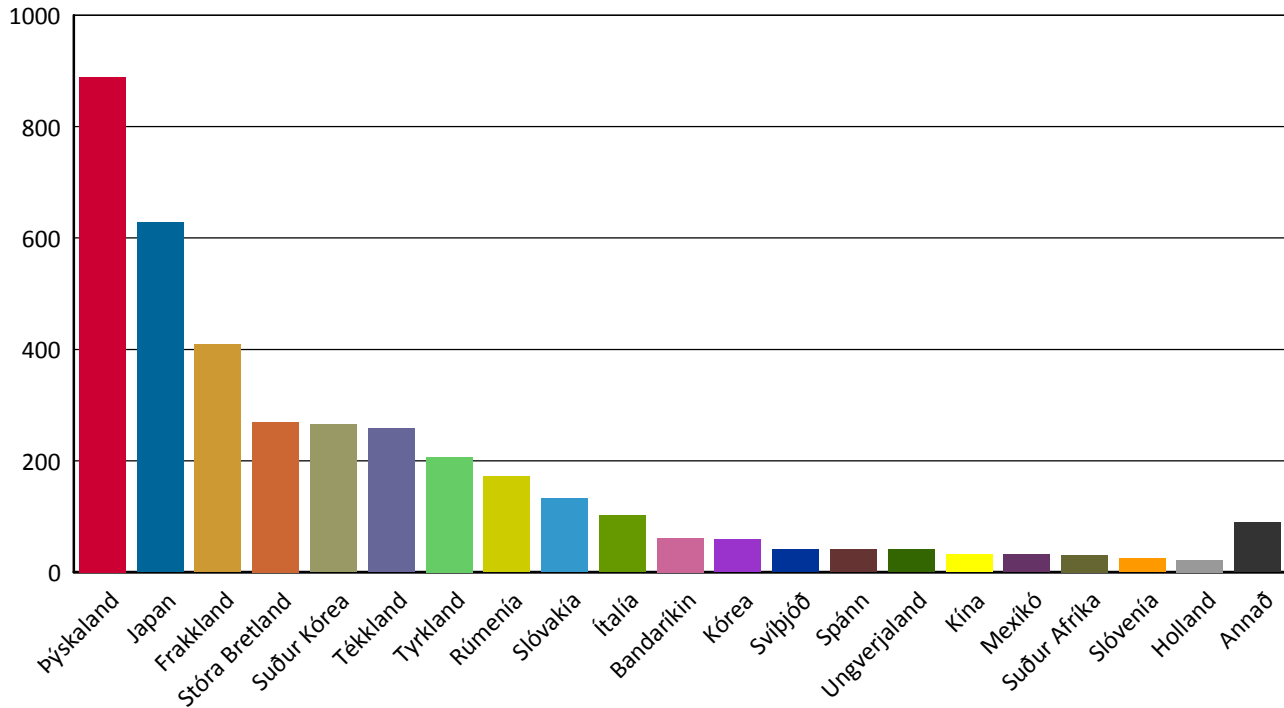
Dráttarvélar

	Bensín	Dísel	Alls
CAN-AM	29	0	29
CASE IH	0	1	1
CFMOTO	13	0	13
CLAAS	0	3	3
DEUTZ FAHR	0	5	5
DONGFENG	0	1	1
FENDT	0	1	1
KUBOTA	0	3	3
MASSEY FERGUSON	0	3	3
NEW HOLLAND	0	1	1
POLARIS	5	0	5
SOLIS	0	2	2
TYM	0	2	2
VALTRA	0	3	3
Alls	47	25	72

Nýskráning nýrra ökutækja eftir framleiðslulöndum

Tímabil: 1.6.2017 - 30.6.2017

Topp 20



	Fólksbifreiðar	Hópbifreiðar	Sendibifreiðar	Vörubifreiðar	Alls
Afganistan	1	0	0	0	1
Austurríki	0	1	0	0	1
Bandaríkin	25	0	3	9	37
Belgía	5	0	6	0	11
Frakkland	351	0	51	0	402
Indland	17	0	0	0	17
Ítalía	74	1	7	6	88
Japan	606	0	0	0	606
Kanada	0	0	0	4	4
Kórea	57	0	0	0	57
Rúmenía	167	0	4	0	171
Slóvakía	132	0	0	0	132
Spánn	16	0	15	0	31
Stóra Bretland	256	0	0	0	256
Suður Afríka	0	0	31	0	31
Suður Kórea	265	0	0	0	265
Sviss	2	0	0	0	2
Svíþjóð	23	1	0	14	38
Taíland	0	0	9	0	9
Tékkland	257	0	0	0	257
Tyrkland	204	0	0	0	204
Ungverjaland	40	0	0	0	40
Þýskaland	647	24	95	15	781
Alls	3.145	27	221	48	3.441

	Létt bifhjól	Þung bifhjól	Torfæruhjól	Alls
Austurríki	0	3	4	7
Bandaríkin	0	1	5	6
Ítalía	0	10	3	13
Japan	0	10	9	19
Kína	3	14	1	18

Heimilt er að birta einstaka niðurstöður úr þessari skýrslu ef heimilda er getið. Ekki er heimilt að afrita skýrsluna, hvorki að hluta né í heild sinni, til dreifingar.

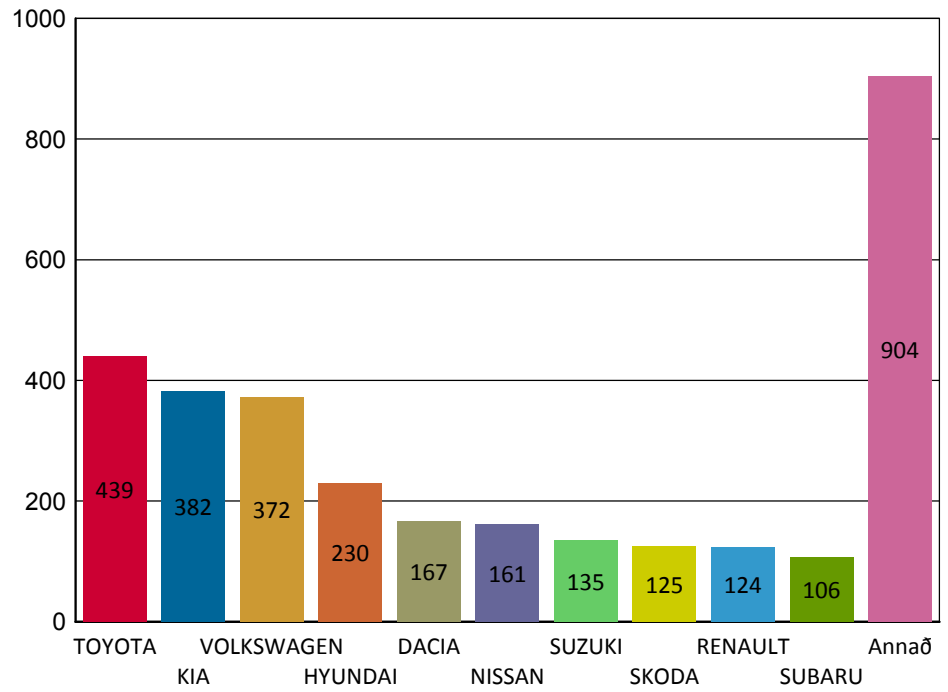
	Létt bifhjól	Þung bifhjól	Torfæruhjól	Alls
Mexikó	0	1	2	3
Stóra Bretland	0	1	0	1
Taiwan	0	0	1	1
Tailand	0	1	0	1
Alls	3	41	25	69
	Dráttarvélar	Eftirvagnar	Ferðavagnar	Alls
Bandaríkin	5	11	2	18
Danmörk	0	8	8	16
Eistland	0	1	0	1
Finnland	3	1	0	4
Frakkland	6	0	1	7
Holland	1	0	20	21
Indland	2	0	0	2
Írland	0	2	0	2
Ísland	0	7	0	7
Ítalía	1	0	0	1
Japan	3	0	0	3
Kína	14	0	0	14
Kórea	2	0	0	2
Mexikó	29	0	0	29
Óþekkt land	0	1	1	2
Pólland	0	1	0	1
Slóvenía	0	0	24	24
Spánn	0	0	9	9
Stóra Bretland	1	8	4	13
Svíþjóð	0	3	0	3
Tékkland	0	1	0	1
Tyrkland	0	0	3	3
Þýskaland	5	26	77	108
Alls	72	70	149	291

Nýskráning nýrra ökutækja - Topp 10 fólksbifreiðar

Tímabil: 1.6.2017 - 30.6.2017

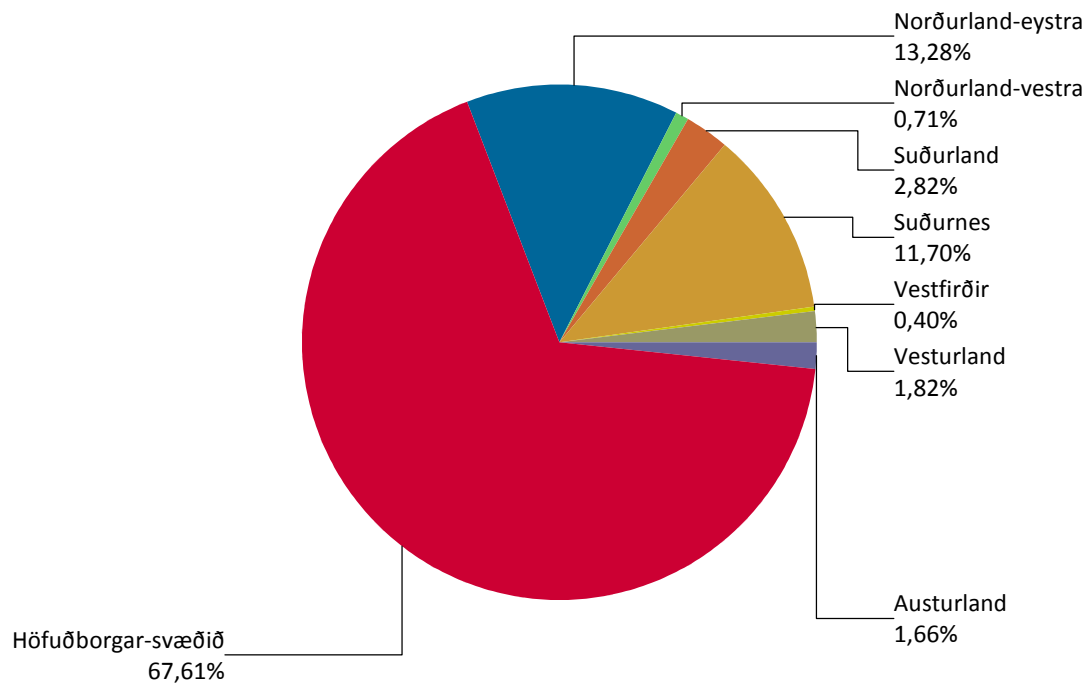
Topp 10

Fólksbifreiðar	
TOYOTA	439
KIA	382
VOLKSWAGEN	372
HYUNDAI	230
DACIA	167
NISSAN	161
SUZUKI	135
SKODA	125
RENAULT	124
SUBARU	106



Nýskráning nýrra ökutækja eftir landshlutum

Dagsetning: 1.6.2017 - 30.6.2017



	Höfuðborgar-svæðið	Suðurnes	Vesturland	Vestfirðir	Norðurland-vestra	Norðurland-eystra	Austurland	Suðurland	Alls
Fólksbífreiðar	2.134	404	36	7	12	452	38	57	3.140
Hópbífreiðar	19	3	1	0	0	3	1	0	27
Sendibífreiðar	153	14	7	5	7	22	3	10	221
Vörubífreiðar	33	6	3	0	2	2	0	1	47
Létt bifhjól	3	0	0	0	0	0	0	0	3
Þung bifhjól	21	3	1	0	0	4	2	10	41
Torfæruhjól	17	0	2	0	0	4	1	1	25
Dráttarvélar	38	0	6	0	1	2	9	15	71
Eftirvagnar	40	6	5	1	4	5	5	4	70
Ferðavagnar	106	8	8	2	1	10	4	9	148
Alls	2.564	444	69	15	27	504	63	107	3.793

	Höfuðborgar-svæðið	Suðurnes	Vesturland	Vestfirðir	Norðurland-vestra	Norðurland-eystra	Austurland	Suðurland	Alls
ADRIA	19	0	1	1	0	2	1	0	24
APRILIA	1	0	0	0	0	0	0	0	1
ASIAWING	0	0	0	0	0	0	0	1	1
AUDI	39	0	1	0	0	2	3	2	47
BATESON	1	0	0	0	0	0	0	0	1
BETA	0	1	0	0	0	0	0	1	2
BIG TEX	1	0	0	0	0	0	0	0	1
BMW	23	0	1	0	0	1	0	0	25
BMW I	3	0	0	0	0	0	0	0	3
BORO	0	0	0	0	0	0	1	0	1
BRENDERUP	6	1	0	0	0	0	0	0	7
BURSTNER	1	0	0	0	0	0	0	0	1
CAMP LET	6	0	0	0	0	0	1	0	7
CAN-AM	22	0	0	0	0	0	6	4	32
CAPRON	15	0	0	0	0	0	0	0	15
CARETTA	3	0	0	0	0	0	0	0	3

Heimilt er að birta einstaka niðurstöður úr þessari skýrslu ef heimilda er getið. Ekki er heimilt að afrita skýrsluna, hvorki að hluta né í heild sinni, til dreifingar.

	Höfuðborgar -svæðið	Suðurnes	Vesturland	Vestfirðir	Norðurland- vestra	Norðurland- eystra	Austurland	Suðurland	Alls
CARNEHL	0	0	1	0	0	0	0	0	1
CASE IH	1	0	0	0	0	0	0	0	1
CFMOTO	14	2	1	0	0	3	2	3	25
CHEETAH	8	0	0	0	0	0	0	0	8
CHEVROLET	3	0	0	0	0	0	0	0	3
CITROEN	45	2	0	0	1	0	0	1	49
CLAAS	0	0	1	0	0	0	0	2	3
COBUS	2	0	0	0	0	0	0	0	2
COMANCHE	9	0	0	0	0	0	0	0	9
COMBI CAMP	3	0	0	0	0	0	0	0	3
COUGAR	1	0	0	0	0	1	0	0	2
DACIA	67	91	0	0	0	12	0	1	171
DETHLEFFS	2	0	0	0	0	0	0	0	2
DEUTZ FAHR	0	0	1	0	0	1	1	2	5
DODGE	3	1	1	0	1	0	0	1	7
DONGFENG	0	0	0	0	0	0	0	1	1
EDUARD	0	0	0	0	0	0	2	0	2
EFTIRVAGN	0	0	0	0	1	0	0	0	1
EKERI	0	1	0	0	0	0	0	0	1
ERIBA	0	0	1	0	0	0	0	0	1
EUROWAGON	1	0	0	0	0	0	0	0	1
FENDT	5	1	0	0	0	0	0	3	9
FENDT CARAVAN	1	0	0	0	0	0	0	0	1
FERRARI	1	0	0	0	0	0	0	0	1
FIAT	26	15	0	0	0	0	0	0	41
FLIEGL	1	0	0	0	0	0	0	0	1
FORD	97	1	6	0	2	10	1	2	119
FREEDOM	1	0	0	0	0	0	0	0	1
GMC	1	0	1	0	0	1	0	0	3
GOBANNA	1	0	0	0	0	0	0	0	1
GURLESENYIL	0	0	0	0	0	1	0	0	1
HARLEY DAVIDSON	1	0	0	0	0	0	0	0	1
HENGIVAGN	4	0	0	0	0	0	0	0	4
HOBBY	32	7	6	1	1	7	2	6	62
HOBBY/FIAT	0	0	0	0	1	0	0	0	1
HONDA	91	1	2	0	0	3	0	4	101
HULCO	2	0	0	0	0	0	0	0	2
HUMBAUR	0	0	0	0	1	1	0	2	4
HUSQVARNA	3	0	0	0	0	2	0	3	8
HYMER	1	0	0	0	0	0	0	0	1
HYUNDAI	129	69	4	0	3	19	1	5	230
IFOR WILLIAMS	1	1	0	0	0	0	1	0	3
INDESPENSION	1	0	0	0	0	1	1	1	4
ISUZU	1	0	0	0	0	0	0	0	1
IVECO	10	0	0	0	0	0	0	2	12
JAGUAR	13	1	0	0	0	0	0	0	14
JEEP	18	0	0	0	0	1	0	1	20
JMSTAR	1	0	0	0	0	0	0	0	1
KANE	0	0	0	0	2	0	0	0	2
KAWASAKI	6	0	1	0	0	1	0	0	8
KEMPF	1	0	0	0	0	0	0	0	1
KIA	199	44	4	1	1	120	9	4	382
KNAUS	5	0	0	0	0	0	0	0	5

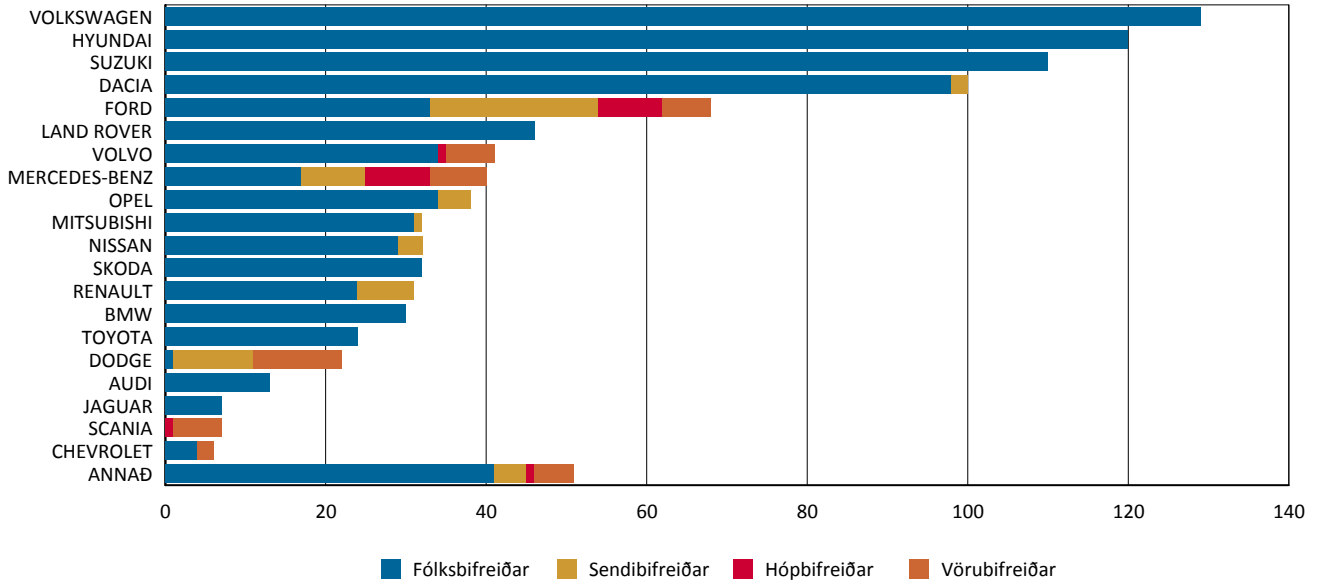
	Höfuðborgar -svæðið	Suðurnes	Vesturland	Vestfirðir	Norðurland- vestra	Norðurland- eystra	Austurland	Suðurland	Alls
KTM	4	0	0	0	0	1	1	1	7
KUBOTA	2	0	0	0	0	0	1	0	3
LAND ROVER	42	6	0	0	0	6	1	0	55
LANGENDORF	1	0	2	0	0	0	0	0	3
LEXUS	6	0	0	0	0	0	1	3	10
LIEBHERR	1	0	0	0	0	0	0	0	1
LMC	2	0	0	0	0	0	0	0	2
LUANO CAMP	2	3	0	0	0	0	0	0	5
MAN	6	0	0	0	0	0	0	0	6
MASSEY FERGUSON	0	0	1	0	0	0	0	2	3
MAZDA	88	1	4	0	1	4	0	1	99
MC LOUIS/FIAT	9	4	0	0	0	0	0	0	13
MEILLER	0	0	1	0	0	0	0	0	1
MERCEDES-BENZ	74	11	1	1	1	33	2	1	124
MINI	50	9	2	0	0	7	4	4	76
MITSUBISHI	50	9	2	0	0	7	4	4	76
MOTO	1	0	0	0	0	0	0	0	1
NEPTUN	0	0	0	0	0	1	0	0	1
NEW HOLLAND	2	0	0	0	0	0	0	0	2
NISSAN	96	23	3	1	2	42	6	2	175
NOBEL ART	0	2	0	0	0	0	0	0	2
OPEL	26	3	4	0	0	0	0	0	33
PALOMINO	1	0	0	0	0	0	0	0	1
PEUGEOT	60	3	0	0	0	3	0	4	70
POLARIS	5	0	3	0	1	0	0	1	10
PORSCHE	12	0	1	0	0	0	0	0	13
RAGNAR VALSSON	0	0	0	0	0	1	0	0	1
RENAULT	98	28	1	4	1	26	0	3	161
RESPO	1	0	0	0	0	0	0	0	1
SCANIA	7	3	1	0	0	0	0	0	11
SCHMITZ	1	0	0	0	0	0	0	0	1
SIDEBULL	1	0	0	0	0	0	0	0	1
SKODA	95	3	1	1	0	14	3	7	124
SOLIS	2	0	0	0	0	0	0	0	2
SSANGYONG	49	2	2	1	0	2	2	2	60
STEMA	7	1	1	1	0	0	0	0	10
SUBARU	60	14	0	0	0	30	2	0	106
SUZUKI	68	2	1	0	0	62	1	1	135
SWIFT	4	0	0	0	0	0	0	0	4
TABBERT	5	0	0	0	0	0	0	1	6
TDR	1	0	0	0	0	0	0	0	1
TM RACING	1	0	0	0	0	0	0	0	1
TOYOTA	357	44	4	2	3	47	4	14	475
TRIUMPH	1	0	0	0	0	0	0	0	1
TYM	0	0	1	0	0	0	0	1	2
UNSINN	1	1	0	0	0	0	0	0	2
UTILITY	0	1	0	0	0	0	0	0	1
VALTRA	0	0	0	0	0	0	1	2	3
VIG	1	0	0	0	0	0	0	0	1
VOLKSWAGEN	327	40	2	1	4	33	2	2	411
VOLVO	22	1	0	0	0	3	0	1	27
WECKMAN	0	0	0	0	0	0	0	1	1
WEINSBERG	5	0	0	0	0	0	0	0	5
YAMAHA	7	0	0	0	0	0	0	1	8

	Höfuðborgar -svæðið	Suðurnes	Vesturland	Vestfirðir	Norðurland- vestra	Norðurland- eystra	Austurland	Suðurland	Alls
ZNEN	2	0	0	0	0	0	0	0	2
Alls	2.565	444	69	15	27	504	63	107	3.794

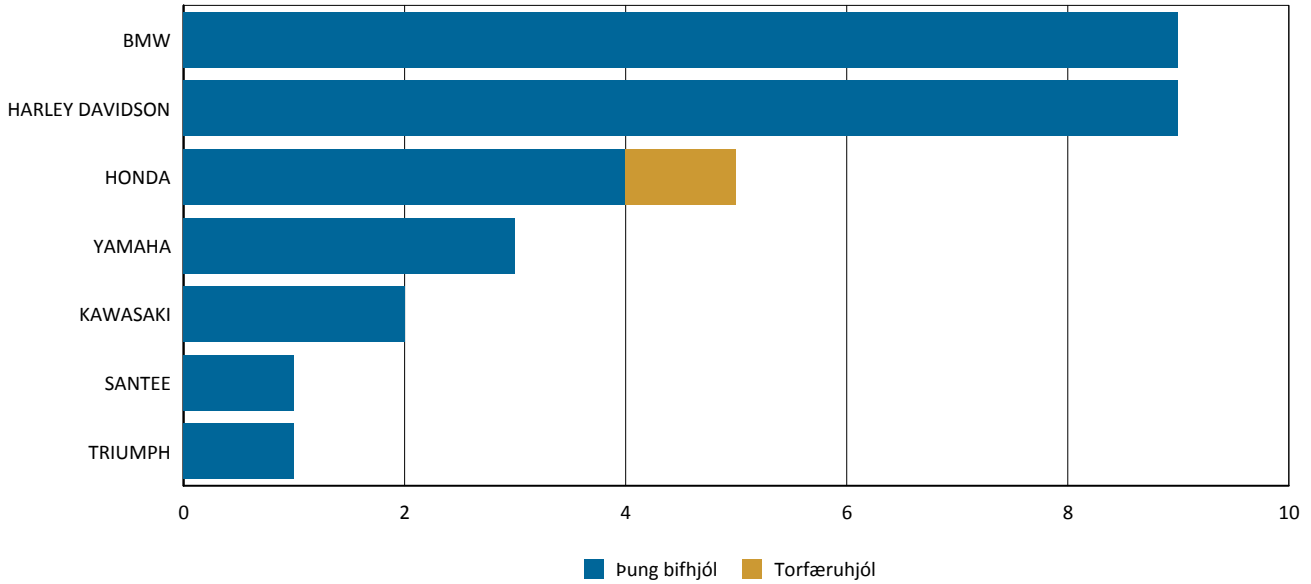
Nýskráning notaðra ökutæki eftir tegund

Tímabil: 1.6.2017 - 30.6.2017

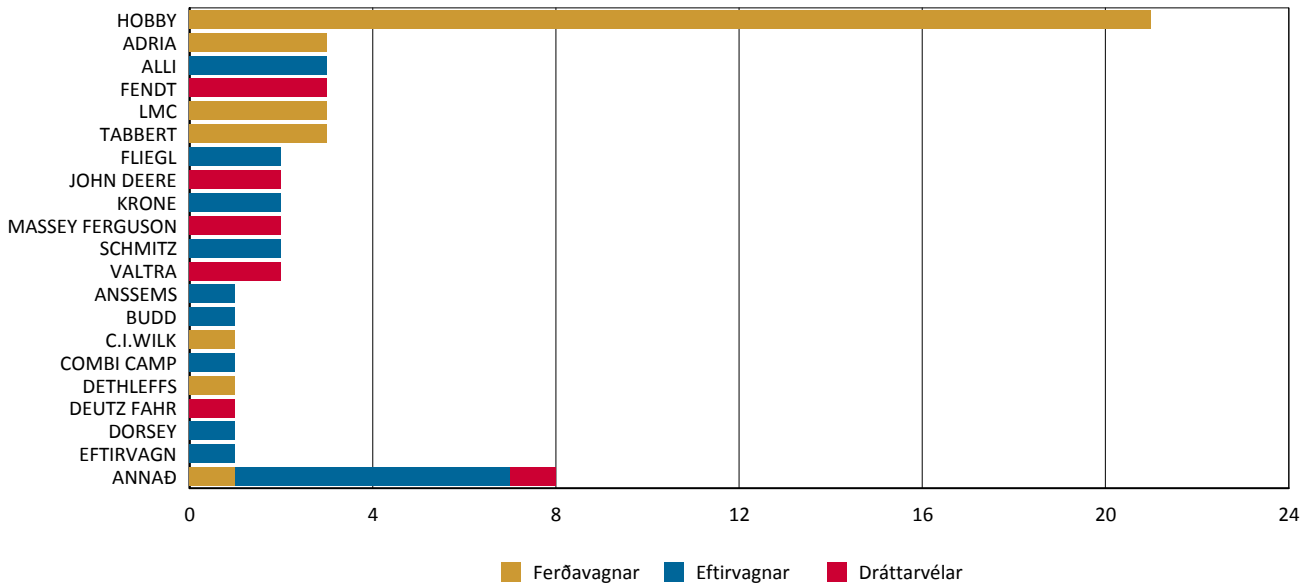
Topp 20



Topp 20



Topp 20



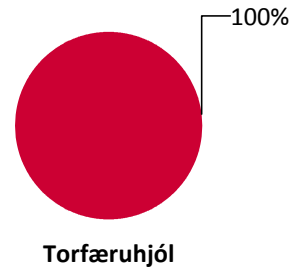

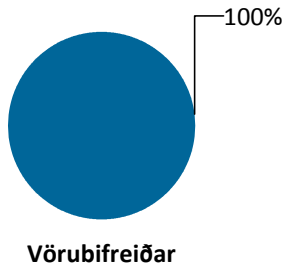
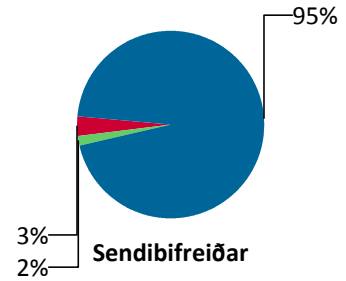
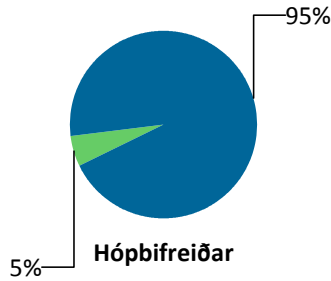
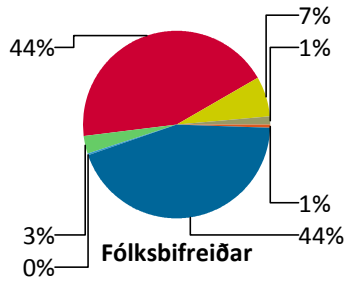
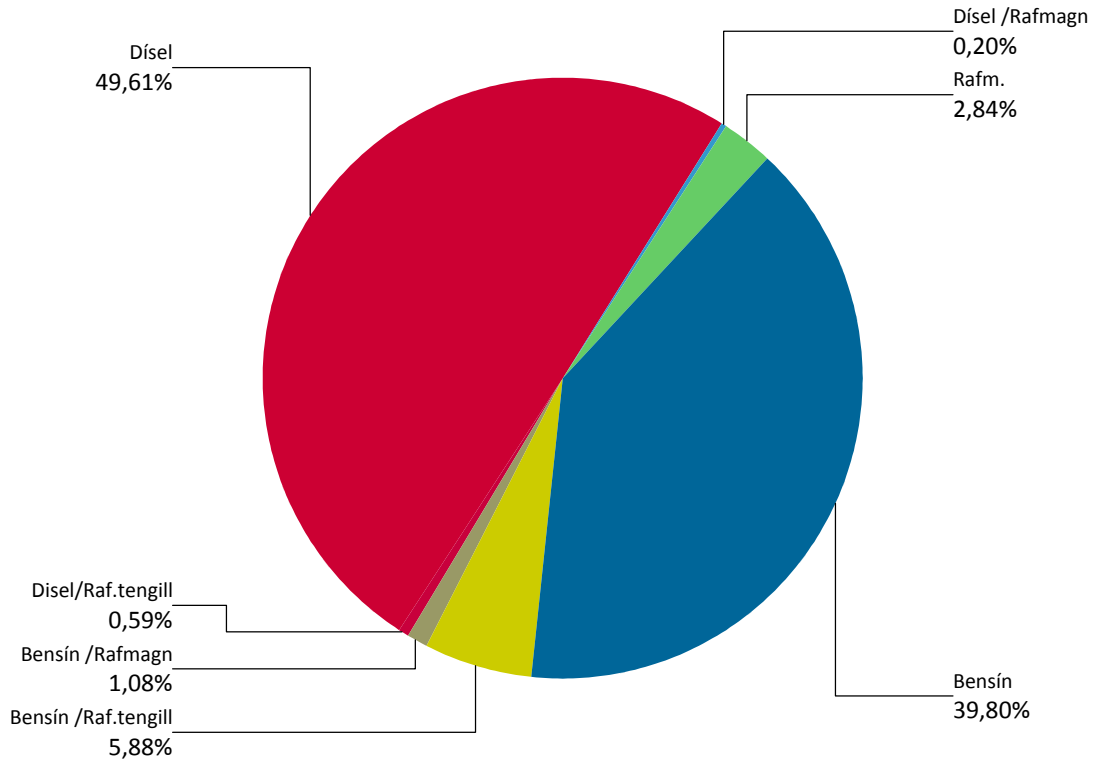
	Fólksbifreiðar	Hópbifreiðar	Sendibifreiðar	Vörubifreiðar	Alls
ADRIA	1	0	0	0	1
ALFA ROMEO	1	0	0	0	1
AUDI	13	0	0	0	13
BMW	30	0	0	0	30
BMW I	3	0	0	0	3
CADILLAC	1	0	0	0	1
CAPRON	1	0	0	0	1
CHEVROLET	4	0	0	2	6
CHRYSLER	1	0	0	0	1
CITROEN	5	0	0	0	5
DACIA	98	0	2	0	100
DODGE	1	0	10	11	22
FAUN	0	0	0	1	1
FIAT	2	0	1	0	3
FORD	33	8	21	6	68
GMC	0	0	0	2	2
HONDA	2	0	0	0	2
HYUNDAI	120	0	0	0	120
ISUZU	0	0	1	0	1
IVECO	0	0	1	1	2
JAGUAR	7	0	0	0	7
JAGUAR LAND ROVER	5	0	0	0	5
JEEP	4	0	0	0	4
KIA	5	0	0	0	5
LAND ROVER	46	0	0	0	46
LEXUS	2	0	0	0	2
MAN	0	0	0	1	1
MASERATI	1	0	0	0	1
MERCEDES-BENZ	17	8	8	7	40
MITSUBISHI	31	0	1	0	32
NISSAN	29	0	3	0	32
OPEL	34	0	4	0	38
PEUGEOT	3	0	1	0	4
PORSCHE	1	0	0	0	1
RENAULT	24	0	7	0	31
SCANIA	0	1	0	6	7
SKODA	32	0	0	0	32
SUBARU	2	0	0	0	2
SUZUKI	110	0	0	0	110
TOYOTA	24	0	0	0	24
VOLKSWAGEN	129	0	0	0	129
VOLVO	34	1	0	6	41
WESTFALIA	1	0	0	0	1
YUTONG	0	1	0	0	1
Alls	857	19	60	43	979
	Pung bifhjól	Torfæruhjól	Alls		
BMW	9	0	9		
HARLEY DAVIDSON	9	0	9		
HONDA	4	1	5		
KAWASAKI	2	0	2		
SANTEE	1	0	1		
TRIUMPH	1	0	1		
YAMAHA	3	0	3		
Alls	29	1	30		

Heimilt er að birta einstaka niðurstöður úr þessari skýrslu ef heimilda er getið. Ekki er heimilt að afrita skýrsluna, hvorki að hluta né í heild sinni, til dreifingar.

	Dráttarvélar	Eftirvagnar	Ferðavagnar	Alls
ADRIA	0	0	3	3
ALLI	0	3	0	3
ANSSEMS	0	1	0	1
BUDD	0	1	0	1
C.I.WILK	0	0	1	1
COMBI CAMP	0	1	0	1
DETHLEFFS	0	0	1	1
DEUTZ FAHR	1	0	0	1
DORSEY	0	1	0	1
EFTIRVAGN	0	1	0	1
FENDT	3	0	0	3
FLIEGL	0	2	0	2
GAUPEN	0	1	0	1
HOBBY	0	0	21	21
HUMBAUR	0	1	0	1
JOHN DEERE	2	0	0	2
KEL-BERG	0	1	0	1
KNAUS	0	0	1	1
KRONE	0	2	0	2
KUBOTA	1	0	0	1
LMC	0	0	3	3
MASSEY FERGUSON	2	0	0	2
SCHMITZ	0	2	0	2
TABBERT	0	0	3	3
TAURIGA	0	1	0	1
VALTRA	2	0	0	2
WILLIG	0	1	0	1
ÖVRIGA	0	1	0	1
Alls	11	20	33	64

Nýskráning notaðra ökutækja eftir orkugjafa

Dagsetning: 1.6.2017 - 30.6.2017



Fólksbifreiðar

	Bensín	Bensín	Bensín	Dísel	Rafm.	Dísel/Ra	Dísel	Alls
	/Raf.ten	/Rafmag				f.tengill	/Rafmag	
ADRIA	0	0	0	1	0	0	0	1
ALFA ROMEO	1	0	0	0	0	0	0	1
AUDI	0	2	0	10	0	1	0	13
BMW	2	5	0	23	0	0	0	30
BMW I	0	2	0	0	1	0	0	3
CADILLAC	1	0	0	0	0	0	0	1
CAPRON	0	0	0	1	0	0	0	1
CHEVROLET	4	0	0	0	0	0	0	4
CHRYSLER	1	0	0	0	0	0	0	1
CITROEN	1	0	0	4	0	0	0	5
DACIA	47	0	0	51	0	0	0	98
DODGE	1	0	0	0	0	0	0	1
FIAT	0	0	0	2	0	0	0	2
FORD	2	0	0	31	0	0	0	33
HONDA	1	0	0	1	0	0	0	2
HYUNDAI	117	0	0	3	0	0	0	120
JAGUAR	1	0	0	6	0	0	0	7
JAGUAR LAND ROVE	0	0	0	5	0	0	0	5
JEEP	1	0	0	3	0	0	0	4
KIA	3	0	0	2	0	0	0	5
LAND ROVER	0	0	0	46	0	0	0	46
LEXUS	0	0	2	0	0	0	0	2
MASERATI	0	0	0	1	0	0	0	1
MERCEDES-BENZ	2	4	0	9	0	0	2	17
MITSUBISHI	1	30	0	0	0	0	0	31
NISSAN	5	0	0	3	21	0	0	29
OPEL	24	0	0	10	0	0	0	34
PEUGEOT	2	0	0	1	0	0	0	3
PORSCHE	0	1	0	0	0	0	0	1
RENAULT	20	0	0	3	1	0	0	24
SKODA	6	0	0	26	0	0	0	32
SUBARU	2	0	0	0	0	0	0	2
SUZUKI	5	0	0	105	0	0	0	110
TOYOTA	14	0	9	1	0	0	0	24
VOLKSWAGEN	110	6	0	9	4	0	0	129
VOLVO	0	10	0	19	0	5	0	34
WESTFALIA	0	0	0	1	0	0	0	1
Alls	374	60	11	377	27	6	2	857

Hópbifreiðar

	Dísel	Rafm.	Alls
FORD	8	0	8
MERCEDES-BENZ	8	0	8
SCANIA	1	0	1
VOLVO	1	0	1
YUTONG	0	1	1
Alls	18	1	19

Sendibifreiðar

	Bensín	Dísel	Rafm.	Alls
DACIA	2	0	0	2
DODGE	0	10	0	10
FIAT	0	1	0	1
FORD	0	21	0	21
ISUZU	0	1	0	1
IVECO	0	1	0	1
MERCEDES-BENZ	0	8	0	8
MITSUBISHI	0	1	0	1
NISSAN	0	2	1	3
OPEL	0	4	0	4
PEUGEOT	0	1	0	1
RENAULT	0	7	0	7
Alls	2	57	1	60

Vörubifreiðar

	Dísel	Alls
CHEVROLET	2	2
DODGE	11	11
FAUN	1	1
FORD	6	6
GMC	2	2
IVECO	1	1
MAN	1	1
MERCEDES-BENZ	7	7
SCANIA	6	6
VOLVO	6	6
Alls	43	43

Þung bifhjól

	Bensín	Alls
BMW	9	9
HARLEY DAVIDSON	9	9
HONDA	4	4
KAWASAKI	2	2
SANTEE	1	1
TRIUMPH	1	1
YAMAHA	3	3
Alls	29	29

Torfæruhjól

	Bensín	Alls
HONDA	1	1
Alls	1	1

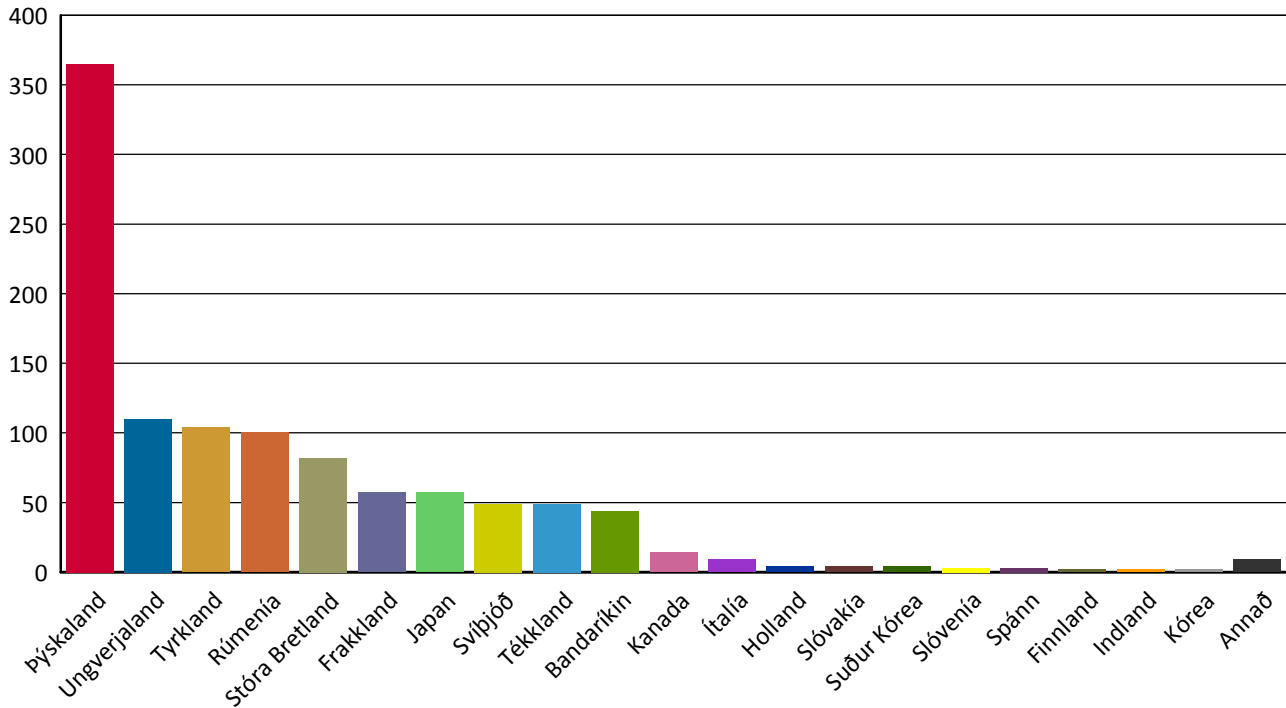
Dráttarvélar

	Dísel	Alls
DEUTZ FAHR	1	1
FENDT	3	3
JOHN DEERE	2	2
KUBOTA	1	1
MASSEY FERGUSON	2	2
VALTRA	2	2
Alls	11	11

Nýskráning notaðra ökutækja eftir framleiðslulöndum

Tímabil: 1.6.2017 - 30.6.2017

Topp 20



	Fólksbifreiðar	Hópbifreiðar	Sendibifreiðar	Vörubifreiðar	Alls
Afganistan	0	0	1	0	1
Bandaríkin	12	0	10	9	31
Belgía	1	0	0	0	1
Frakkland	47	0	8	0	55
Holland	0	0	0	2	2
Indland	2	0	0	0	2
Ítalía	6	0	2	0	8
Japan	47	0	0	0	47
Kanada	2	0	0	12	14
Kína	0	1	0	0	1
Kórea	2	0	0	0	2
Rúmenía	98	0	2	0	100
Slóvakía	4	0	0	0	4
Spánn	0	0	3	0	3
Stóra Bretland	79	0	0	0	79
Suður Kórea	3	0	0	0	3
Svíþjóð	34	2	0	10	46
Tailand	0	0	2	0	2
Tékkland	49	0	0	0	49
Tyrkland	104	0	0	0	104
Ungverjaland	110	0	0	0	110
Þýskaland	257	16	32	10	315
Alls	857	19	60	43	979

	Þung bifhjól	Torfæruhjól	Alls
Bandaríkin	10	0	10
Ítalía	1	0	1
Japan	8	1	9
Stóra Bretland	1	0	1
Þýskaland	9	0	9
Alls	29	1	30

Heimilt er að birta einstaka niðurstöður úr þessari skýrslu ef heimilda er getið. Ekki er heimilt að afrita skýrsluna, hvorki að hluta né í heild sinni, til dreifingar.

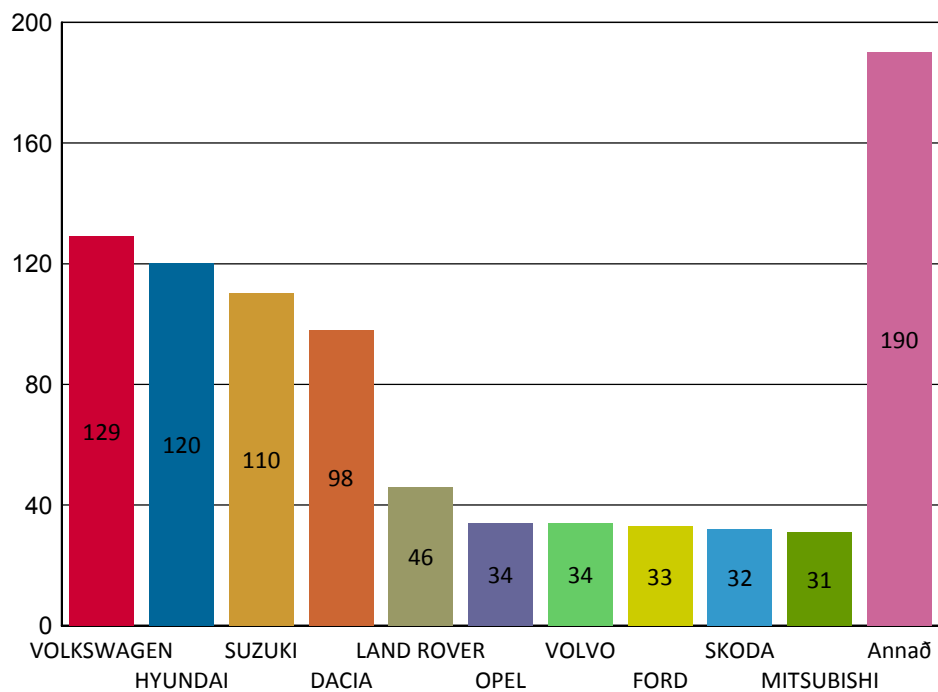
	Dráttarvélur	Eftirvagnar	Ferðavagnar	Alls
Bandaríkin	1	2	0	3
Finnland	2	0	0	2
Frakkland	2	0	0	2
Holland	0	1	1	2
Ísland	0	1	0	1
Japan	1	0	0	1
Litháen	0	1	0	1
Óþekkt land	0	2	0	2
Slóvenía	0	0	3	3
Stóra Bretland	1	1	0	2
Suður Kórea	0	1	0	1
Svíþjóð	0	3	0	3
Þýskaland	4	8	29	41
Alls	11	20	33	64

Nýskráning notaðra ökutækja - Topp 10 fólksbifreiðar

Tímabil: 1.6.2017 - 30.6.2017

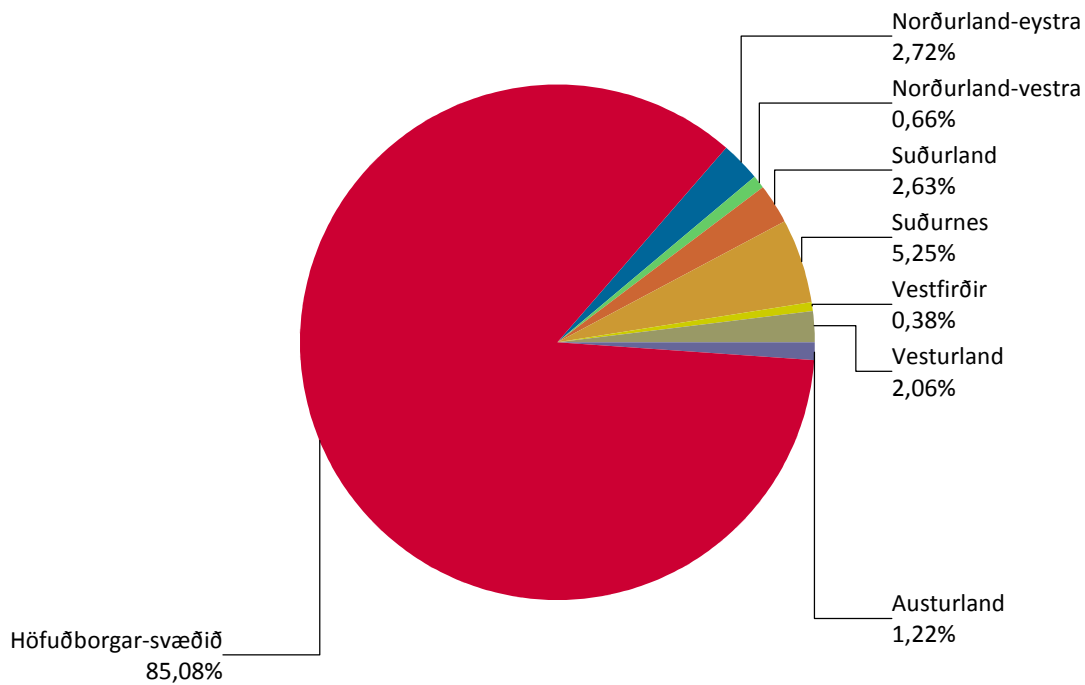
Topp 10

Fólksbifreiðar	
VOLKSWAGEN	129
HYUNDAI	120
SUZUKI	110
DACIA	98
LAND ROVER	46
OPEL	34
VOLVO	34
FORD	33
SKODA	32
MITSUBISHI	31



Nýskráning notaðra ökutækja eftir landshlutum

Dagsetning: 1.6.2017 - 30.6.2017



	Höfuðborgar-svæðið	Suðurnes	Vesturland	Vestfirðir	Norðurland-vestra	Norðurland-eystra	Austurland	Suðurland	Alls
Fólksbifreiðar	770	36	11	2	1	16	5	12	853
Hópbifreiðar	14	2	1	0	0	0	0	2	19
Sendibifreiðar	46	5	5	0	0	2	1	0	59
Vörubifreiðar	24	1	3	1	3	5	1	4	42
pung bifhjól	20	4	0	0	0	0	2	3	29
Torfæruhjól	1	0	0	0	0	0	0	0	1
Dráttarvélar	2	0	1	1	2	2	1	2	11
Eftirvagnar	14	3	0	0	1	1	0	1	20
Ferðavagnar	16	5	1	0	0	3	3	4	32
Alls	907	56	22	4	7	29	13	28	1.066

	Höfuðborgar-svæðið	Suðurnes	Vesturland	Vestfirðir	Norðurland-vestra	Norðurland-eystra	Austurland	Suðurland	Alls
ADRIA	3	0	0	0	0	1	0	0	4
ALFA ROMEO	1	0	0	0	0	0	0	0	1
ALLI	3	0	0	0	0	0	0	0	3
ANSSEMS	0	0	0	0	0	1	0	0	1
AUDI	11	0	0	0	0	2	0	0	13
BMW	33	2	1	0	0	2	0	1	39
BMW I	2	1	0	0	0	0	0	0	3
BUDD	1	0	0	0	0	0	0	0	1
C.I.WILK	1	0	0	0	0	0	0	0	1
CADILLAC	1	0	0	0	0	0	0	0	1
CAPRON	0	0	0	0	0	0	0	1	1
CHEVROLET	3	0	1	0	0	1	0	1	6
CHRYSLER	1	0	0	0	0	0	0	0	1
CITROEN	5	0	0	0	0	0	0	0	5
COMBI CAMP	0	0	0	0	1	0	0	0	1
DACIA	100	0	0	0	0	0	0	0	100
DETHLEFFS	0	0	0	0	0	1	0	0	1

Heimilt er að birta einstaka niðurstöður úr þessari skýrslu ef heimilda er getið. Ekki er heimilt að afrita skýrsluna, hvorki að hluta né í heild sinni, til dreifingar.

	Höfuðborgar -svæðið	Suðurnes	Vesturland	Vestfirðir	Norðurland- vestra	Norðurland- eystra	Austurland	Suðurland	Alls
DEUTZ FAHR	0	0	1	0	0	0	0	0	1
DODGE	16	1	0	0	1	3	1	0	22
DORSEY	1	0	0	0	0	0	0	0	1
EFTIRVAGN	1	0	0	0	0	0	0	0	1
FAUN	1	0	0	0	0	0	0	0	1
FENDT	0	0	0	0	2	1	0	0	3
FIAT	2	0	0	0	0	0	0	1	3
FLIEGL	2	0	0	0	0	0	0	0	2
FORD	57	3	2	0	0	3	1	2	68
GAUPEN	0	1	0	0	0	0	0	0	1
GMC	0	0	0	0	1	1	0	0	2
HARLEY DAVIDSON	5	1	0	0	0	0	0	3	9
HOBBY	11	3	1	0	0	0	2	3	20
HONDA	5	1	0	0	0	0	1	0	7
HUMBAUR	0	0	0	0	0	0	0	1	1
HYUNDAI	119	0	1	0	0	0	0	0	120
ISUZU	1	0	0	0	0	0	0	0	1
IVECO	2	0	0	0	0	0	0	0	2
JAGUAR	6	0	0	0	0	1	0	0	7
JAGUAR LAND ROVER LI	2	2	0	0	0	0	1	0	5
JEEP	2	2	0	0	0	0	0	0	4
JOHN DEERE	0	0	0	1	0	1	0	0	2
KAWASAKI	0	1	0	0	0	0	1	0	2
KEL-BERG	1	0	0	0	0	0	0	0	1
KIA	5	0	0	0	0	0	0	0	5
KNAUS	0	0	0	0	0	1	0	0	1
KRONE	1	1	0	0	0	0	0	0	2
KUBOTA	1	0	0	0	0	0	0	0	1
LAND ROVER	38	1	0	1	0	1	0	4	45
LEXUS	2	0	0	0	0	0	0	0	2
LMC	1	1	0	0	0	0	1	0	3
MAN	0	0	1	0	0	0	0	0	1
MASERATI	1	0	0	0	0	0	0	0	1
MASSEY FERGUSON	1	0	0	0	0	0	0	1	2
MERCEDES-BENZ	30	5	2	0	0	0	0	2	39
MINI	23	3	2	0	0	2	0	2	32
NISSAN	24	4	1	0	0	2	0	1	32
OPEL	36	0	1	0	0	0	0	1	38
PEUGEOT	4	0	0	0	0	0	0	0	4
PORSCHE	1	0	0	0	0	0	0	0	1
RENAULT	26	1	2	0	0	1	0	0	30
SANTEE	1	0	0	0	0	0	0	0	1
SCANIA	2	0	1	0	1	1	0	1	6
SCHMITZ	1	1	0	0	0	0	0	0	2
SKODA	26	3	1	1	0	0	1	0	32
SUBARU	1	0	1	0	0	0	0	0	2
SUZUKI	96	14	0	0	0	0	0	0	110
TABBERT	1	1	0	0	0	0	0	1	3
TAURIGA	1	0	0	0	0	0	0	0	1
TOYOTA	23	0	0	0	0	0	1	0	24
TRIUMPH	1	0	0	0	0	0	0	0	1
VALTRA	0	0	0	0	0	0	1	1	2
VOLKSWAGEN	127	0	1	0	0	1	0	0	129

	Höfuðborgar -svæðið	Suðurnes	Vesturland	Vestfirðir	Norðurland- vestra	Norðurland- eystra	Austurland	Suðurland	Alls
VOLVO	29	2	2	1	1	2	2	0	39
WESTFALIA	1	0	0	0	0	0	0	0	1
WILLIG	1	0	0	0	0	0	0	0	1
YAMAHA	2	1	0	0	0	0	0	0	3
YUTONG	0	0	0	0	0	0	0	1	1
ÖVRIGA	1	0	0	0	0	0	0	0	1
Alls	907	56	22	4	7	29	13	28	1.066