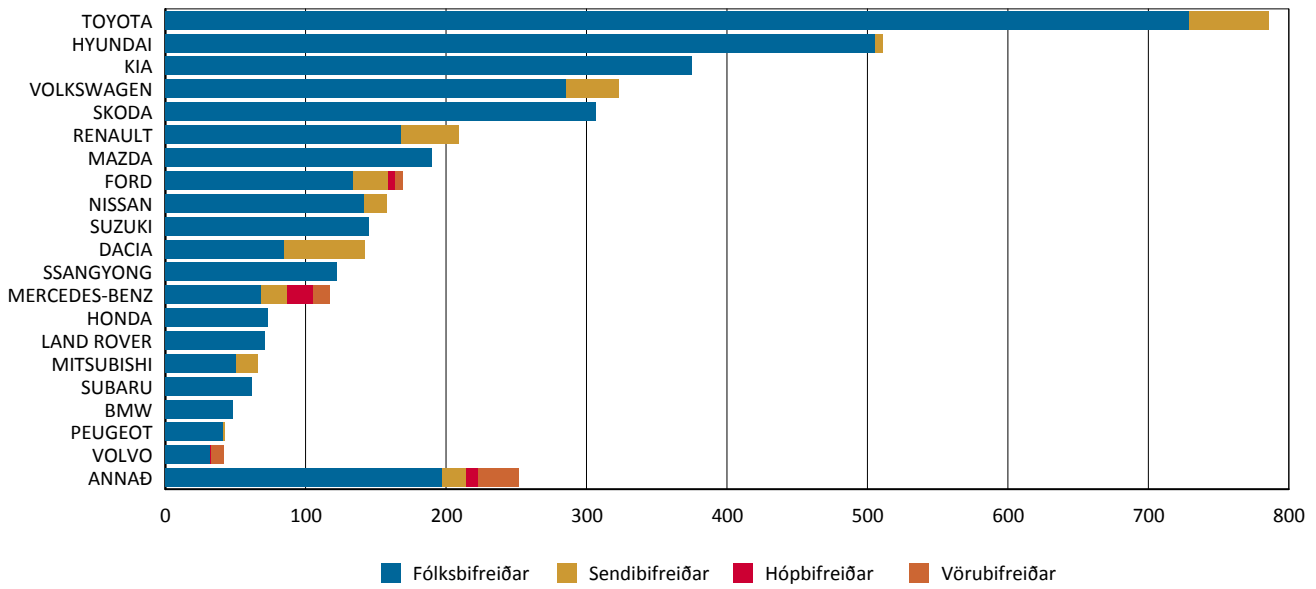


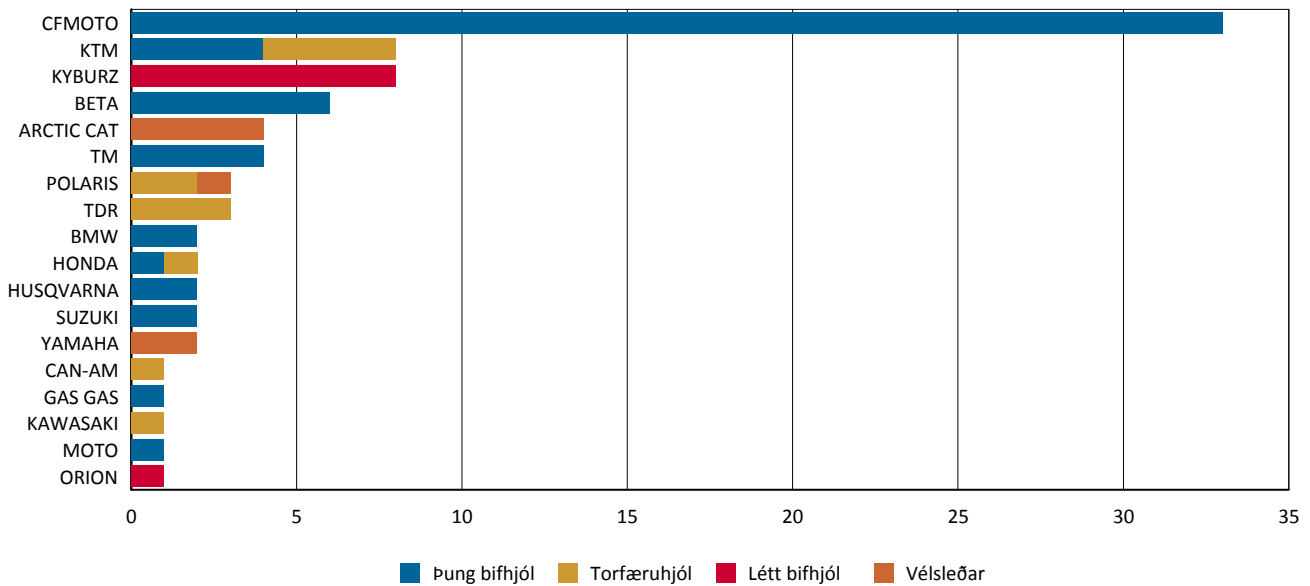
Nýskráning nýrra ökutæki eftir tegund

Tímabil: 1.5.2017 - 31.5.2017

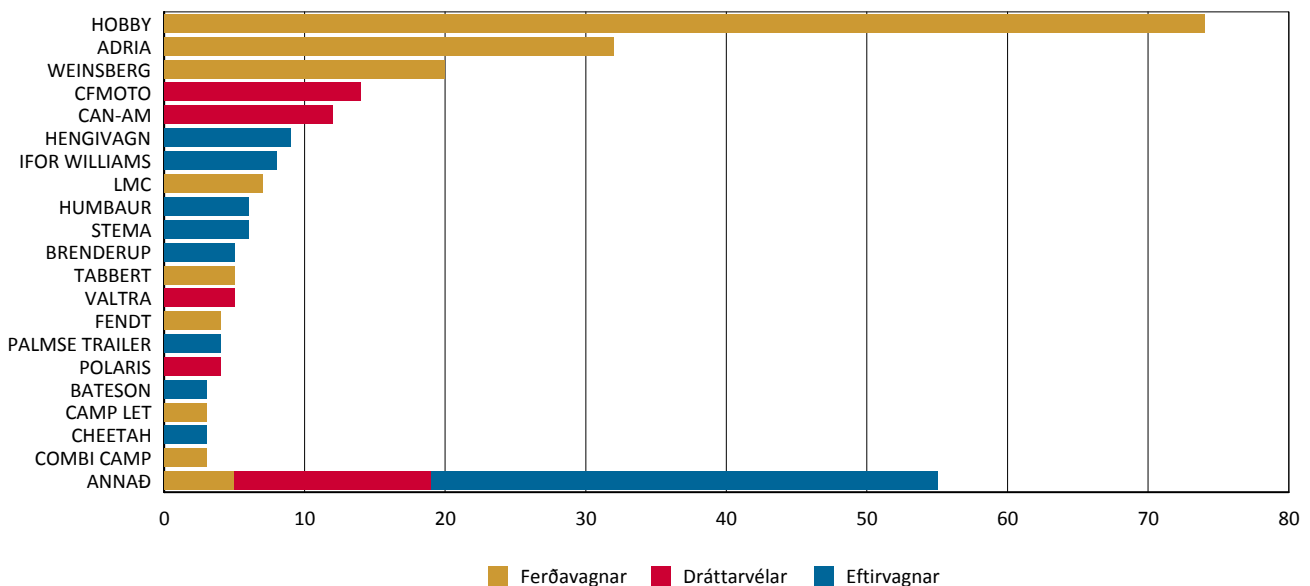
Topp 20



Topp 20



Topp 20



	Fólksbifreiðar	Hópbifreiðar	Sendibifreiðar	Vörubifreiðar	Alls
AUDI	11	0	0	0	11
BMW	48	0	0	0	48
BMW I	3	0	0	0	3
CAN-AM	1	0	0	0	1
CAPRON	26	0	0	0	26
CHEVROLET	5	0	0	1	6
CITROEN	19	0	6	0	25
DACIA	85	0	57	0	142
DODGE	0	0	0	11	11
FIAT	33	0	4	0	37
FORD	134	5	25	5	169
GMC	0	0	0	1	1
HOBBY/FIAT	12	0	0	0	12
HONDA	73	0	0	0	73
HYUNDAI	506	0	5	0	511
ISUZU	0	0	4	0	4
IVECO	0	5	0	1	6
JAGUAR	5	0	0	0	5
JEEP	32	0	0	0	32
KIA	375	0	0	0	375
LAND ROVER	71	0	0	0	71
LEXUS	7	0	0	0	7
LUANO CAMP	1	0	0	0	1
MAN	0	0	0	3	3
MAZDA	190	0	0	0	190
MC LOUIS/FIAT	16	0	0	0	16
MERCEDES-BENZ	68	18	19	12	117
MITSUBISHI	51	0	15	0	66
MOBILVETTA/FIAT	5	0	0	0	5
NISSAN	142	0	16	0	158
NOBEL ART	1	0	0	0	1
OPEL	4	0	3	0	7
PEUGEOT	41	0	1	0	42
PORSCHE	11	0	0	0	11
RENAULT	168	0	41	0	209
SCANIA	0	1	0	12	13
SETRA	0	1	0	0	1
SKODA	307	0	0	0	307
SSANGYONG	122	0	0	0	122
SUBARU	62	0	0	0	62
SUZUKI	145	0	0	0	145
TESLA MOTORS	5	0	0	0	5
TOYOTA	729	0	57	0	786
VDL	0	2	0	0	2
VOLKSWAGEN	286	0	37	0	323
VOLVO	32	1	0	9	42
Alls	3.832	33	290	55	4.210
	Létt bifhjól	Þung bifhjól	Torfæruhjól	Vélsleðar	Alls
ARCTIC CAT	0	0	0	4	4
BETA	0	6	0	0	6
BMW	0	2	0	0	2
CAN-AM	0	0	1	0	1
CFMOTO	0	33	0	0	33
GAS GAS	0	1	0	0	1

Heimilt er að birta einstaka niðurstöður úr þessari skýrslu ef heimilda er getið. Ekki er heimilt að afrita skýrsluna, hvorki að hluta né í heild sinni, til dreifingar.

	Létt bifhjól	Þung bifhjól	Torfæruhjól	Vélsleðar	Alls
HONDA	0	1	1	0	2
HUSQVARNA	0	2	0	0	2
KAWASAKI	0	0	1	0	1
KTM	0	4	4	0	8
KYBURZ	8	0	0	0	8
MOTO	0	1	0	0	1
ORION	1	0	0	0	1
POLARIS	0	0	2	1	3
SUZUKI	0	2	0	0	2
TDR	0	0	3	0	3
TM	0	4	0	0	4
YAMAHA	0	0	0	2	2
Alls	9	56	12	7	84

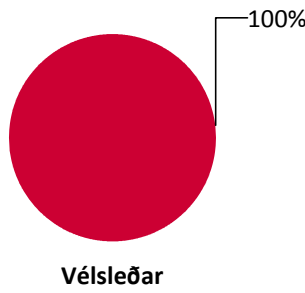
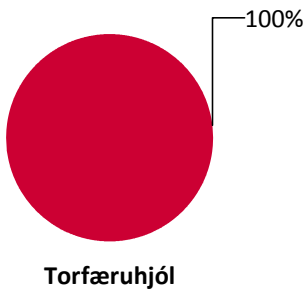

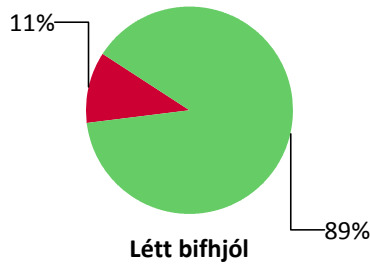
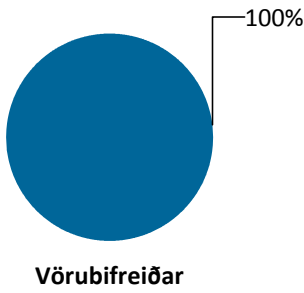
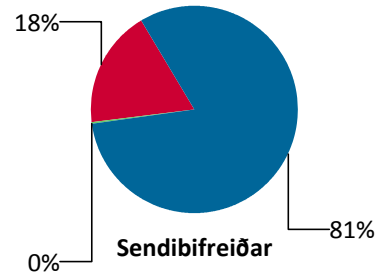
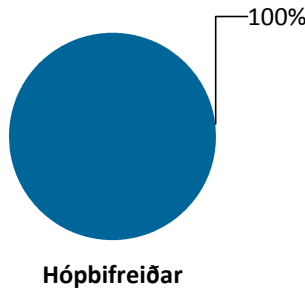
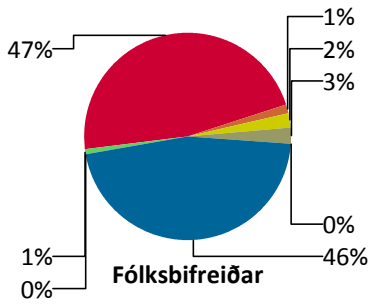
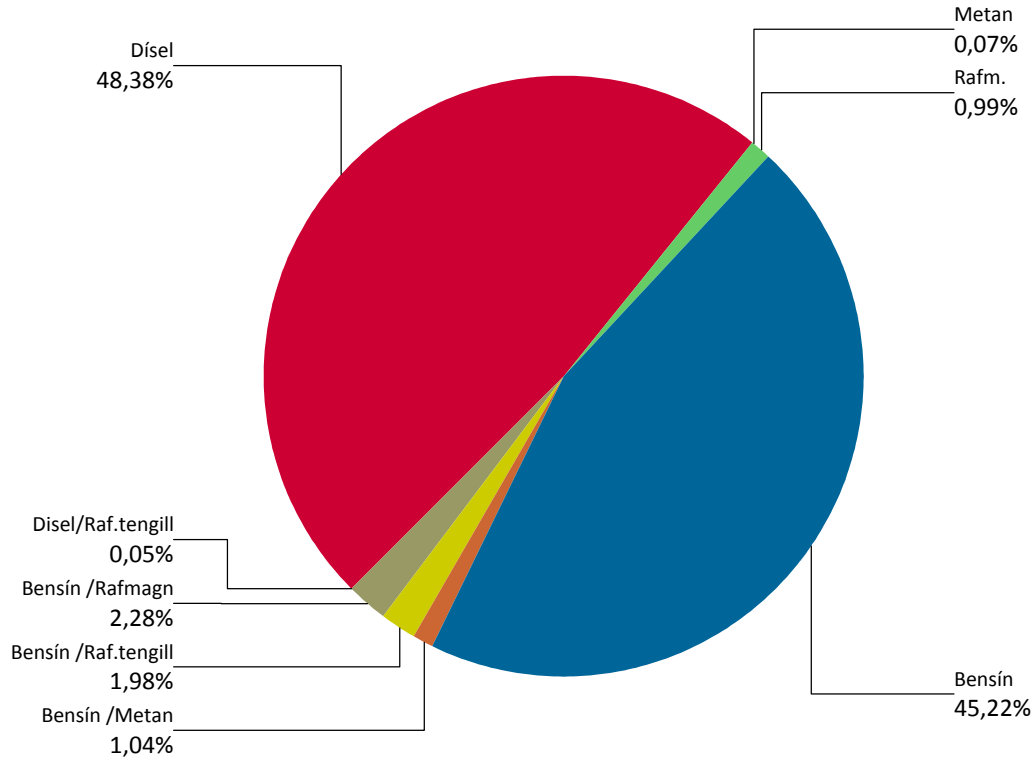
	Dráttarvélar	Eftirvagnar	Ferðavagnar	Alls
ADRIA	0	0	32	32
BATESON	0	3	0	3
BIG TEX	0	1	0	1
BRENDERUP	0	5	0	5
BRIAN JAMES TRAILER	0	1	0	1
CAMP LET	0	0	3	3
CAN-AM	12	0	0	12
CARNEHL	0	1	0	1
CASE IH	1	0	0	1
CFMOTO	14	0	0	14
CHEETAH	0	3	0	3
CLAAS	1	0	0	1
COMBI CAMP	0	0	3	3
DETHLEFFS	0	0	1	1
FAYMONVILLE	0	1	0	1
FENDT	0	0	4	4
FLATVAGN	0	1	0	1
FOOD STATION	0	1	0	1
HAMMAR	0	1	0	1
HENGIVAGN	0	9	0	9
HESTAKERRA	0	1	0	1
HFR	0	1	0	1
HOBBY	0	0	74	74
HUMBAUR	0	6	0	6
IFOR WILLIAMS	0	8	0	8
JPM TRAILERS	0	2	0	2
KNAUS	0	0	3	3
KUBOTA	1	0	0	1
LANGENDORF	0	2	0	2
LMC	0	0	7	7
MASSEY FERGUSON	2	0	0	2
MEILLER	0	1	0	1
MOESLEIN	0	1	0	1
NC	0	1	0	1
NEW HOLLAND	3	0	0	3
NUGENT	0	3	0	3
OZGUL	0	3	0	3
PALMSE TRAILER	0	4	0	4
POLARIS	4	0	0	4
PROLINE	0	1	0	1

Heimilt er að birta einstaka niðurstöður úr þessari skýrslu ef heimilda er getið. Ekki er heimilt að afrita skýrsluna, hvorki að hluta né í heild sinni, til dreifingar.

	Dráttarvélar	Eftirvagnar	Ferðavagnar	Alls
QUADDY	3	0	0	3
RAGNAR VALSSON	0	2	0	2
SARIS	0	1	0	1
SCHMITZ	0	1	0	1
SEMITURK	0	2	0	2
SOLIS	2	0	0	2
STEMA	0	6	0	6
SWIFT	0	0	1	1
TABBERT	0	0	5	5
TIKI TRAILER	0	1	0	1
TRIKON	0	2	0	2
TYM	1	0	0	1
V & Þ	0	2	0	2
V OG Þ	0	1	0	1
VALTRA	5	0	0	5
VARIANT	0	1	0	1
WEINSBERG	0	0	20	20
Alls	49	80	153	282

Nýskráning nýrra ökutækja eftir orkugjafa

Dagsetning: 1.5.2017 - 31.5.2017



- Bensín
- Dísel
- Bensín /Metan
- Rafm.
- Bensín /Raf.tengill
- Metan
- Bensín /Rafmagn
- Disel/Raf.tengill

Fólksbifreiðar

	Bensín	Bensín /Metan	Bensín /Raf.ten	Bensín /Rafmag	Dísel	Metan	Rafm.	Dísel/Ra f.tengill	Alls
AUDI	2	0	2	0	5	0	0	2	11
BMW	0	0	7	0	41	0	0	0	48
BMW I	0	0	1	0	0	0	2	0	3
CAN-AM	1	0	0	0	0	0	0	0	1
CAPRON	0	0	0	0	26	0	0	0	26
CHEVROLET	3	0	0	0	2	0	0	0	5
CITROEN	9	0	0	0	10	0	0	0	19
DACIA	30	0	0	0	55	0	0	0	85
FIAT	16	0	0	0	17	0	0	0	33
FORD	111	0	0	0	23	0	0	0	134
HOBBY/FIAT	0	0	0	0	12	0	0	0	12
HONDA	43	0	0	0	30	0	0	0	73
HYUNDAI	408	0	1	0	88	0	9	0	506
JAGUAR	0	0	0	0	5	0	0	0	5
JEEP	0	0	0	0	32	0	0	0	32
KIA	47	0	0	2	322	0	4	0	375
LAND ROVER	0	0	0	0	71	0	0	0	71
LEXUS	0	0	0	7	0	0	0	0	7
LUANO CAMP	0	0	0	0	1	0	0	0	1
MAZDA	165	0	0	0	25	0	0	0	190
MC LOUIS/FIAT	0	0	0	0	16	0	0	0	16
MERCEDES-BENZ	6	0	11	0	50	0	1	0	68
MITSUBISHI	12	0	32	0	7	0	0	0	51
MOBILVETTA/FIAT	0	0	0	0	5	0	0	0	5
NISSAN	35	0	0	0	94	0	13	0	142
NOBEL ART	0	0	0	0	1	0	0	0	1
OPEL	1	0	0	0	1	2	0	0	4
PEUGEOT	24	0	0	0	17	0	0	0	41
PORSCHE	4	0	6	0	1	0	0	0	11
RENAULT	26	0	0	0	142	0	0	0	168
SKODA	12	35	0	0	260	0	0	0	307
SSANGYONG	0	0	0	0	122	0	0	0	122
SUBARU	33	0	0	0	29	0	0	0	62
SUZUKI	143	0	0	2	0	0	0	0	145
TESLA MOTORS	0	0	0	0	0	0	5	0	5
TOYOTA	483	0	0	88	158	0	0	0	729
VOLKSWAGEN	187	10	19	0	69	1	0	0	286
VOLVO	1	0	7	0	24	0	0	0	32
Alls	1.802	45	86	99	1.761	3	34	2	3.832

Hópbifreiðar

	Dísel	Alls
FORD	5	5
IVECO	5	5
MERCEDES-BENZ	18	18
SCANIA	1	1
SETRA	1	1
VDL	2	2
VOLVO	1	1
Alls	33	33

Sendibifreiðar

	Bensín	Dísel	Rafm.	Alls
CITROEN	0	6	0	6
DACIA	47	10	0	57
FIAT	1	3	0	4
FORD	0	25	0	25
HYUNDAI	0	5	0	5
ISUZU	0	4	0	4
MERCEDES-BENZ	0	19	0	19
MITSUBISHI	0	15	0	15
NISSAN	0	15	1	16
OPEL	0	3	0	3
PEUGEOT	0	1	0	1
RENAULT	0	41	0	41
TOYOTA	0	57	0	57
VOLKSWAGEN	5	32	0	37
Alls	53	236	1	290

Vörubifreiðar

	Dísel	Alls
CHEVROLET	1	1
DODGE	11	11
FORD	5	5
GMC	1	1
IVECO	1	1
MAN	3	3
MERCEDES-BENZ	12	12
SCANIA	12	12
VOLVO	9	9
Alls	55	55

Létt bifhjól

	Bensín	Rafm.	Alls
KYBURZ	0	8	8
ORION	1	0	1
Alls	1	8	9

Þung bifhjól

	Bensín	Alls
BETA	6	6
BMW	2	2
CFMOTO	33	33
GAS GAS	1	1
HONDA	1	1
HUSQVARNA	2	2
KTM	4	4
MOTO	1	1
SUZUKI	2	2
TM	4	4
Alls	56	56

Torfæruhjól

	Bensín	Alls
CAN-AM	1	1
HONDA	1	1
KAWASAKI	1	1
KTM	4	4
POLARIS	2	2
TDR	3	3
Alls	12	12

Vélsleðar

	Bensín	Alls
ARCTIC CAT	4	4
POLARIS	1	1
YAMAHA	2	2
Alls	7	7

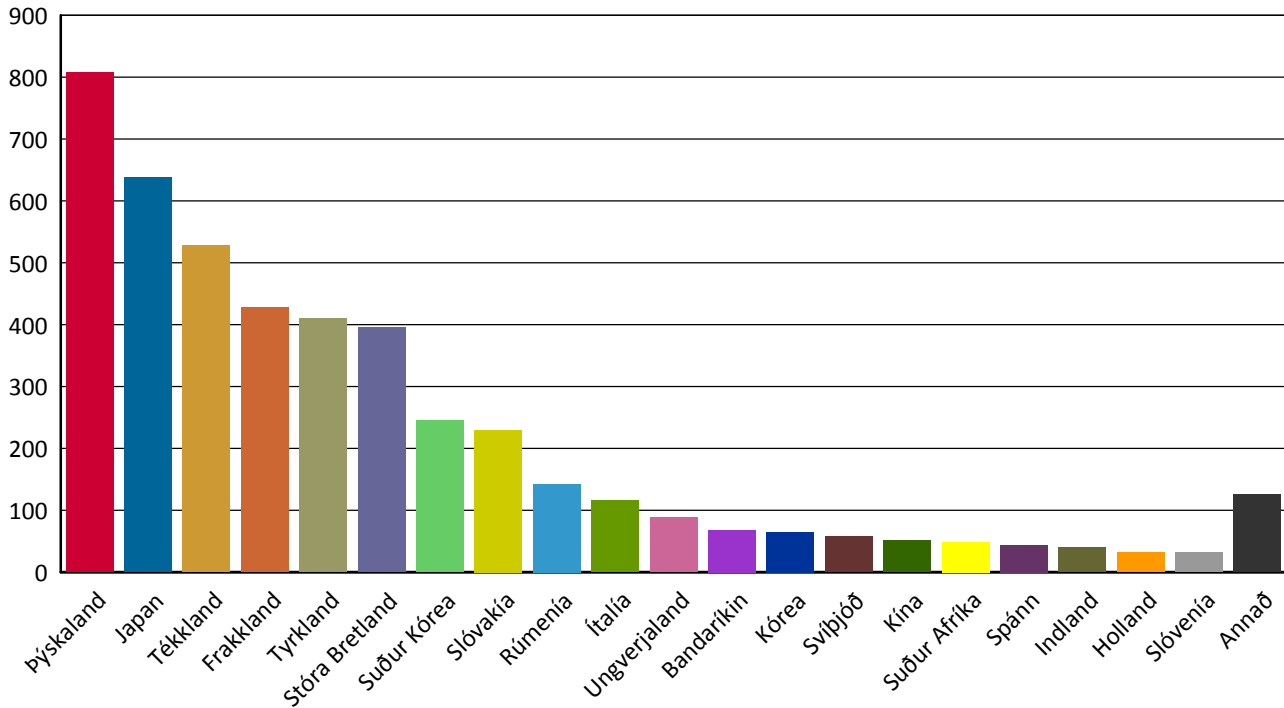
Dráttarvélar

	Bensín	Dísel	Alls
CAN-AM	12	0	12
CASE IH	0	1	1
CFMOTO	14	0	14
CLAAS	0	1	1
KUBOTA	0	1	1
MASSEY FERGUSON	0	2	2
NEW HOLLAND	0	3	3
POLARIS	4	0	4
QUADDY	3	0	3
SOLIS	0	2	2
TYM	0	1	1
VALTRA	0	5	5
Alls	33	16	49

Nýskráning nýrra ökutækja eftir framleiðslulöndum

Tímabil: 1.5.2017 - 31.5.2017

Topp 20



	Fólksbifreiðar	Hópbifreiðar	Sendibifreiðar	Vörubifreiðar	Alls
Bandaríkin	43	0	0	7	50
Belgía	9	0	8	0	17
Frakkland	374	3	48	0	425
Holland	0	2	0	0	2
Indland	40	0	0	0	40
Ítalía	93	2	4	1	100
Japan	634	0	0	0	634
Kanada	0	0	0	11	11
Kórea	64	0	0	0	64
Mexíkó	2	0	0	0	2
Rúmenía	85	0	57	0	142
Slóvakía	230	0	0	0	230
Spánn	27	0	16	0	43
Stóra Bretland	373	0	0	0	373
Suður Afríka	0	0	49	0	49
Suður Kórea	240	0	5	0	245
Sviss	1	0	0	0	1
Svíþjóð	32	2	0	21	55
Taíland	0	0	19	0	19
Tékkland	526	0	0	0	526
Tyrkland	406	0	0	0	406
Ungverjaland	88	0	0	0	88
Þýskaland	565	24	84	15	688
Alls	3.832	33	290	55	4.210
	Létt bifhjól	Þung bifhjól	Torfæruhjól	Vélsleðar	Alls
Austurríki	0	4	4	0	8
Bandaríkin	0	0	3	6	9
Ítalía	0	13	0	0	13
Japan	0	2	1	0	3
Kína	1	33	3	0	37

Heimilt er að birta einstaka niðurstöður úr þessari skýrslu ef heimilda er getið. Ekki er heimilt að afrita skýrsluna, hvorki að hluta né í heild sinni, til dreifingar.

	Létt bifhjól	Þung bifhjól	Torfæruhjól	Vélsleðar	Alls
Mexíkó	0	0	1	0	1
Spánn	0	1	0	0	1
Stóra Bretland	0	0	0	1	1
Sviss	8	0	0	0	8
Tailand	0	1	0	0	1
Þýskaland	0	2	0	0	2
Alls	9	56	12	7	84

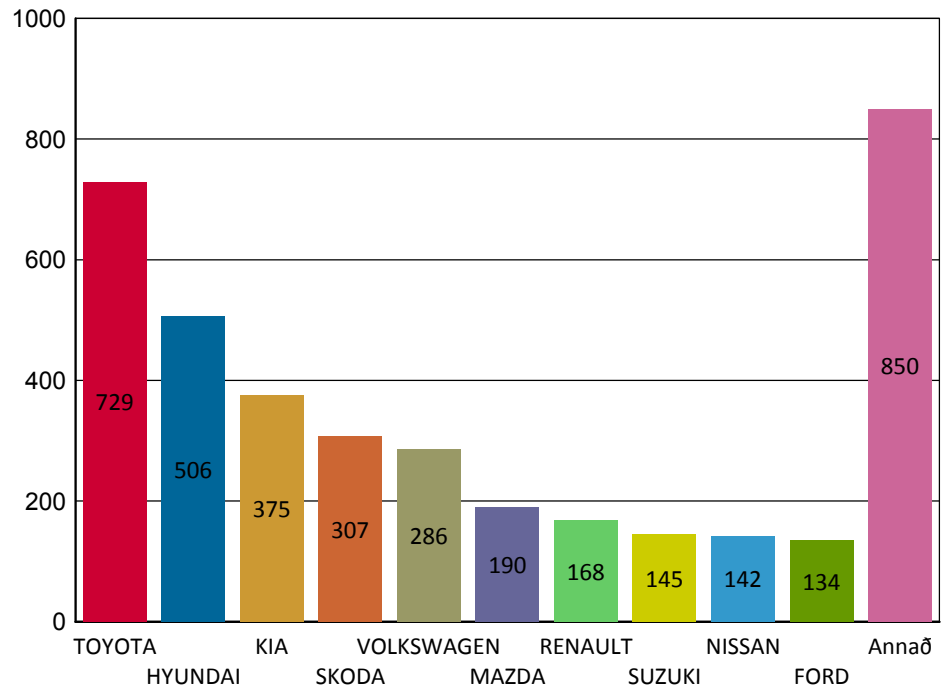
	Dráttarvélar	Eftirvagnar	Ferðavagnar	Alls
Bandaríkin	4	5	0	9
Belgía	0	1	0	1
Danmörk	0	6	3	9
Finnland	5	4	0	9
Frakkland	3	0	0	3
Holland	3	2	19	24
Ísland	0	15	0	15
Ítalía	3	0	0	3
Japan	1	0	0	1
Kína	14	0	0	14
Kórea	1	0	0	1
Lettland	0	1	0	1
Mexíkó	12	0	0	12
Óþekkt land	0	4	0	4
Slóvenía	0	0	32	32
Stóra Bretland	1	18	1	20
Svíbjóð	0	2	0	2
Tékkland	2	0	0	2
Tyrkland	0	4	0	4
Þýskaland	0	18	98	116
Alls	49	80	153	282

Nýskráning nýrra ökutækja - Topp 10 fólksbifreiðar

Tímabil: 1.5.2017 - 31.5.2017

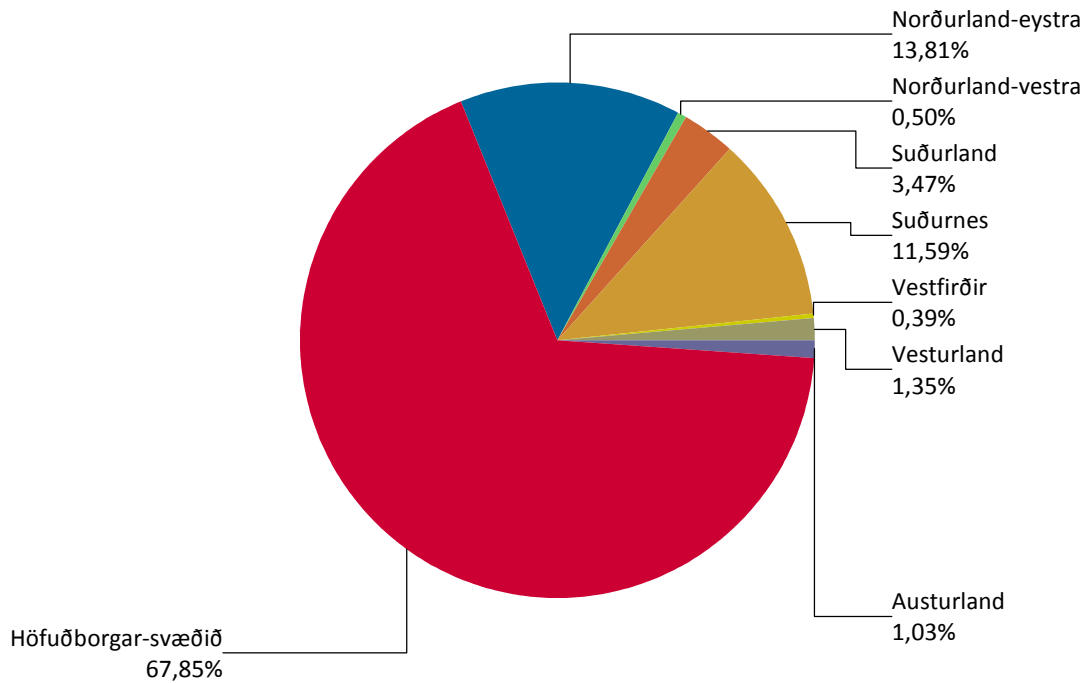
Topp 10

Fólksbifreiðar	
TOYOTA	729
HYUNDAI	506
KIA	375
SKODA	307
VOLKSWAGEN	286
MAZDA	190
RENAULT	168
SUZUKI	145
NISSAN	142
FORD	134



Nýskráning nýrra ökutækja eftir landshlutum

Dagsetning: 1.5.2017 - 31.5.2017



	Höfuðborgar-svæðið	Suðurnes	Vesturland	Vestfirðir	Norðurland-vestra	Norðurland-eystra	Austurland	Suðurland	Alls
Fólksbifreiðar	2.585	492	43	10	8	595	19	74	3.826
Hópbifreiðar	21	3	1	0	0	8	0	0	33
Sendibifreiðar	239	19	4	1	2	4	6	15	290
Vörubifreiðar	40	4	3	3	2	2	0	0	54
Létt bifhjól	9	0	0	0	0	0	0	0	9
Þung bifhjól	20	1	2	1	0	3	5	24	56
Torfæruhjól	3	0	0	0	0	1	2	5	11
Vélsleðar	2	0	0	0	0	5	0	0	7
Dráttarvélar	22	1	1	0	0	2	4	18	48
Eftirvagnar	48	3	6	1	4	7	5	6	80
Ferðavagnar	112	8	2	2	2	6	6	15	153
Alls	3.101	531	62	18	18	633	47	157	4.567

	Höfuðborgar-svæðið	Suðurnes	Vesturland	Vestfirðir	Norðurland-vestra	Norðurland-eystra	Austurland	Suðurland	Alls
ADRIA	21	1	0	1	1	3	1	4	32
ARCTIC CAT	0	0	0	0	0	4	0	0	4
AUDI	6	0	0	0	1	4	0	0	11
BATESON	0	0	0	0	1	2	0	0	3
BETA	4	0	0	0	0	0	1	1	6
BIG TEX	1	0	0	0	0	0	0	0	1
BMW	44	5	0	0	0	0	0	1	50
BMW I	3	0	0	0	0	0	0	0	3
BRENDERUP	4	0	0	0	0	0	1	0	5
BRIAN JAMES TRAILERS	0	1	0	0	0	0	0	0	1
CAMP LET	2	1	0	0	0	0	0	0	3
CAN-AM	12	0	0	0	0	0	1	1	14
CAPRON	24	2	0	0	0	0	0	0	26
CARNEHL	1	0	0	0	0	0	0	0	1
CASE IH	3	0	0	0	0	0	0	0	3

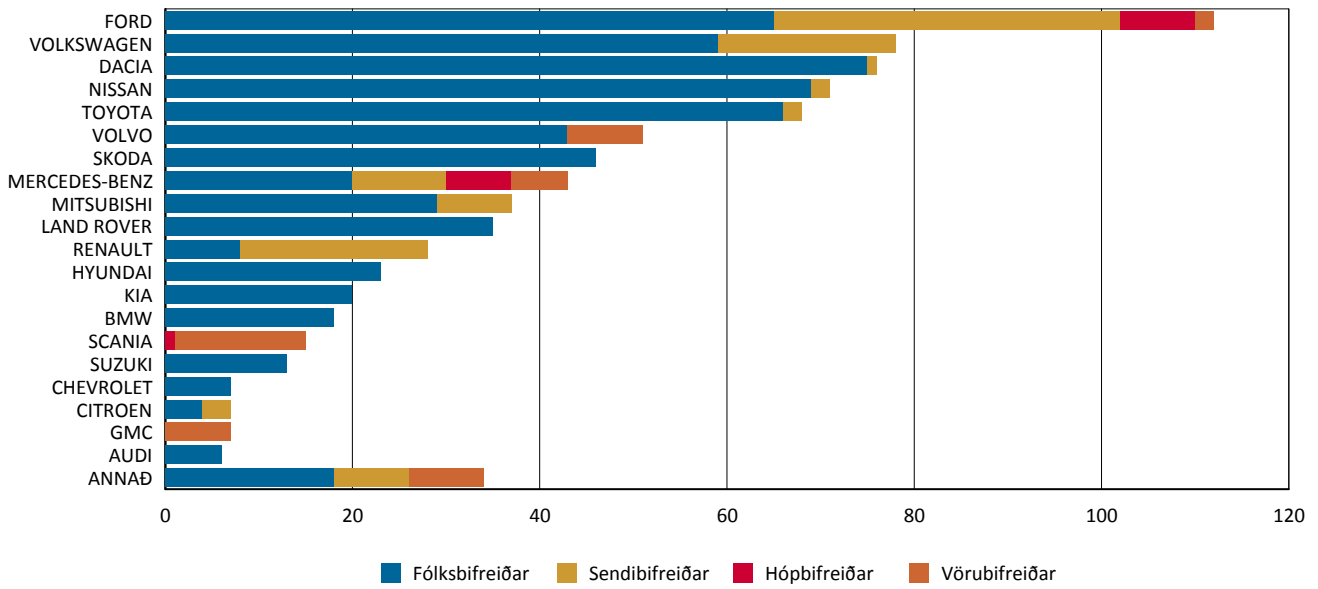
	Höfuðborgar -svæðið	Suðurnes	Vesturland	Vestfirðir	Norðurland- vestra	Norðurland- eystra	Austurland	Suðurland	Alls
CFMOTO	4	2	2	1	0	3	3	32	47
CHEETAH	3	0	0	0	0	0	0	0	3
CHEVROLET	5	0	0	0	1	0	0	0	6
CITROEN	21	0	1	0	0	1	0	2	25
CLAAS	0	0	0	0	0	0	1	0	1
COMBI CAMP	3	0	0	0	0	0	0	0	3
DACIA	95	38	1	0	0	6	1	1	142
DETHLEFFS	1	0	0	0	0	0	0	0	1
DEUTZ FAHR	0	0	0	0	1	0	0	0	1
DODGE	10	0	0	0	0	1	0	0	11
FAYMONVILLE	1	0	0	0	0	0	0	0	1
FENDT	2	1	0	0	0	0	0	1	4
FIAT	37	0	0	0	0	0	0	0	37
FLATVAGN	1	0	0	0	0	0	0	0	1
FOOD STATION	0	0	0	0	0	0	1	0	1
FORD	127	8	3	0	1	24	3	2	168
GAS GAS	1	0	0	0	0	0	0	0	1
GMC	1	0	0	0	0	0	0	0	1
HAMMAR	1	0	0	0	0	0	0	0	1
HENGIVAGN	7	0	0	0	0	0	0	2	9
HESTAKERRA	1	0	0	0	0	0	0	0	1
HFR	1	0	0	0	0	0	0	0	1
HOBBY	47	5	2	1	1	3	5	10	74
HOBBY/FIAT	0	10	1	0	1	0	0	0	12
HONDA	66	1	4	0	0	0	2	2	75
HUMBAUR	2	1	1	0	0	0	0	2	6
HUSQVARNA	1	0	0	0	0	0	0	1	2
HYUNDAI	334	116	7	1	1	46	0	6	511
IFOR WILLIAMS	7	0	0	1	0	0	0	0	8
ISUZU	4	0	0	0	0	0	0	0	4
IVECO	6	0	0	0	0	0	0	0	6
JAGUAR	5	0	0	0	0	0	0	0	5
JEEP	18	11	0	0	0	3	0	0	32
JPM TRAILERS	1	1	0	0	0	0	0	0	2
KAWASAKI	0	0	0	0	0	0	0	1	1
KIA	235	56	3	0	0	72	2	7	375
KNAUS	3	0	0	0	0	0	0	0	3
KTM	6	0	0	0	0	0	0	2	8
KUBOTA	1	0	0	0	0	0	0	0	1
KYBURZ	8	0	0	0	0	0	0	0	8
LAND ROVER	57	5	0	1	0	6	0	0	69
LANGENDORF	2	0	0	0	0	0	0	0	2
LEXUS	4	1	0	0	0	0	0	1	6
LMC	7	0	0	0	0	0	0	0	7
LUANO CAMP	0	1	0	0	0	0	0	0	1
MAN	0	0	1	1	1	0	0	0	3
MASSEY FERGUSON	0	0	0	0	0	0	0	2	2
MAZDA	166	8	0	1	0	10	1	4	190
MC LOUIS/FIAT	1	15	0	0	0	0	0	0	16
MEILLER	1	0	0	0	0	0	0	0	1
MERCEDES-BENZ	67	14	4	0	0	31	0	1	117
MITSUBISHI	39	17	3	0	1	2	1	3	66
MOBILVETTA/FIAT	0	5	0	0	0	0	0	0	5

	Höfuðborgar -svæðið	Suðurnes	Vesturland	Vestfirðir	Norðurland- vestra	Norðurland- eystra	Austurland	Suðurland	Alls
MOESLEIN	1	0	0	0	0	0	0	0	1
MOTO	0	0	0	0	0	0	1	0	1
NC	0	0	0	0	1	0	0	0	1
NEW HOLLAND	8	0	0	0	0	0	0	1	9
NISSAN	100	34	3	0	0	13	2	6	158
NOBEL ART	0	1	0	0	0	0	0	0	1
NUGENT	2	0	0	0	0	0	0	1	3
OPEL	5	0	0	0	0	0	0	2	7
ORION	1	0	0	0	0	0	0	0	1
OZGUL	0	0	3	0	0	0	0	0	3
PALMSE TRAILER	0	0	0	0	1	3	0	0	4
PEUGEOT	37	1	0	0	1	1	1	1	42
POLARIS	3	0	0	0	0	1	1	2	7
PORSCHE	7	0	1	0	0	1	0	1	10
PROLINE	1	0	0	0	0	0	0	0	1
QUADDY	2	0	1	0	0	0	0	0	3
RAGNAR VALSSON	1	0	0	0	1	0	0	0	2
RENAULT	135	47	0	0	0	16	1	10	209
SARIS	1	0	0	0	0	0	0	0	1
SCANIA	11	1	1	0	0	0	0	0	13
SCHMITZ	0	0	0	0	0	0	1	0	1
SEMITURK	0	0	2	0	0	0	0	0	2
SETRA	1	0	0	0	0	0	0	0	1
SKODA	178	2	4	0	1	115	2	5	307
SOLIS	1	0	0	0	0	0	0	0	1
SSANGYONG	114	0	3	0	0	1	1	3	122
STEMA	4	0	0	0	0	0	1	1	6
SUBARU	40	4	0	2	0	16	0	0	62
SUZUKI	124	0	0	0	0	21	1	1	147
SWIFT	1	0	0	0	0	0	0	0	1
TABBERT	5	0	0	0	0	0	0	0	5
TDR	1	0	0	0	0	0	1	0	2
TESLA MOTORS	3	0	0	0	0	1	0	1	5
TIKI TRAILER	0	0	0	0	0	1	0	0	1
TM	3	0	0	0	0	0	0	1	4
TOYOTA	484	88	6	5	2	173	2	24	784
TRIKON	1	0	0	0	0	1	0	0	2
TYM	0	0	0	0	0	1	0	0	1
V & P	2	0	0	0	0	0	0	0	2
V OG P	1	0	0	0	0	0	0	0	1
VALTRA	0	0	0	0	4	1	1	5	11
VARIANT	0	0	0	0	0	0	1	0	1
VDL	1	0	0	0	0	1	0	0	2
VOLKSWAGEN	247	26	1	1	1	37	5	5	323
VOLVO	27	1	4	2	0	7	1	0	42
WEINSBERG	20	0	0	0	0	0	0	0	20
YAMAHA	1	0	0	0	0	1	0	0	2
Alls	3.109	531	62	18	23	633	47	159	4.582

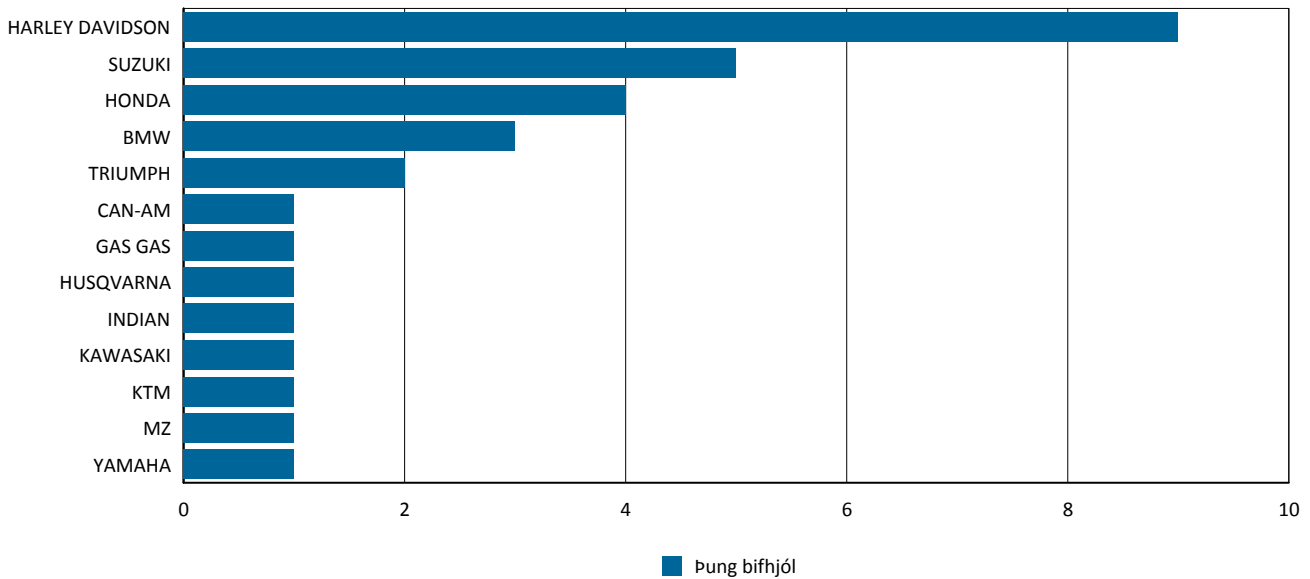
Nýskráning notaðra ökutæki eftir tegund

Tímabil: 1.5.2017 - 31.5.2017

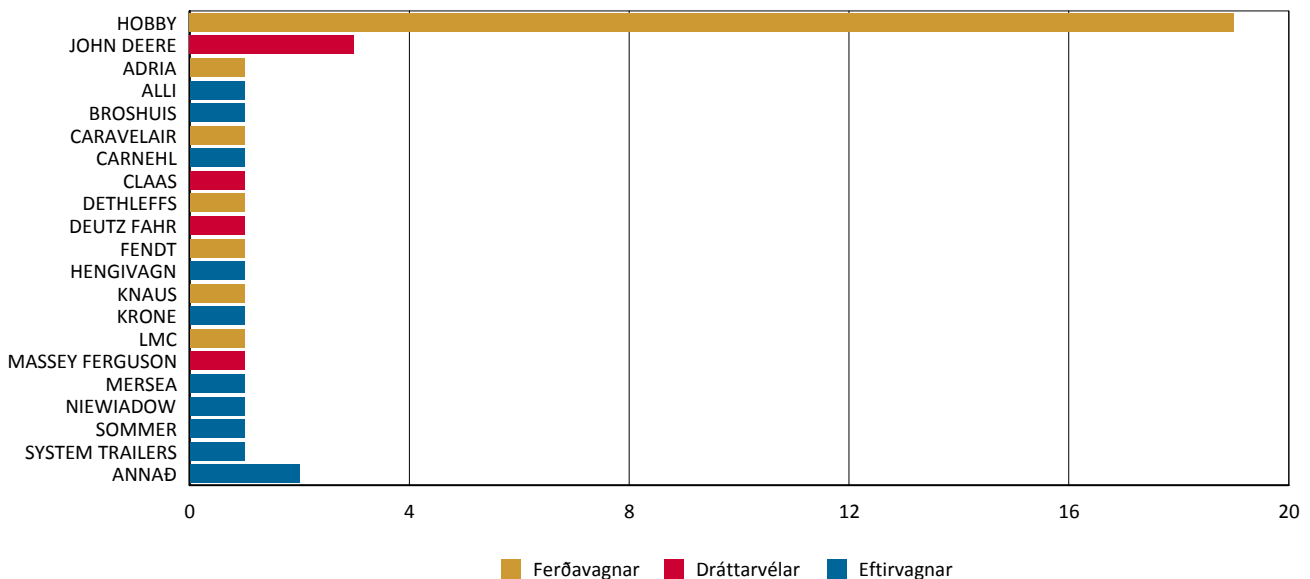
Topp 20



Topp 20



Topp 20



	Fólksbifreiðar	Hópbifreiðar	Sendibifreiðar	Vörubifreiðar	Alls
AUDI	6	0	0	0	6
BLUE	1	0	0	0	1
BMW	18	0	0	0	18
BMW I	1	0	0	0	1
BUICK	1	0	0	0	1
CAPRON	2	0	0	0	2
CHEVROLET	7	0	0	0	7
CHRYSLER	1	0	0	0	1
CITROEN	4	0	3	0	7
DACIA	75	0	1	0	76
DODGE	1	0	1	3	5
FIAT	1	0	0	0	1
FORD	65	8	37	2	112
GMC	0	0	0	7	7
HYUNDAI	23	0	0	0	23
ISUZU	0	0	1	0	1
IVECO	0	0	0	1	1
JAGUAR LAND ROVER	1	0	0	0	1
JEEP	3	0	0	0	3
KIA	20	0	0	0	20
LAND ROVER	35	0	0	0	35
MAN	0	0	0	4	4
MERCEDES-BENZ	20	7	10	6	43
MINI	1	0	0	0	1
MITSUBISHI	29	0	8	0	37
MOBILVETTA/FIAT	1	0	0	0	1
NISSAN	69	0	2	0	71
OPEL	2	0	3	0	5
PEUGEOT	0	0	3	0	3
PORSCHE	1	0	0	0	1
RENAULT	8	0	20	0	28
SCANIA	0	1	0	14	15
SKODA	46	0	0	0	46
SUZUKI	13	0	0	0	13
TESLA MOTORS	1	0	0	0	1
TOYOTA	66	0	2	0	68
VOLKSWAGEN	59	0	19	0	78
VOLVO	43	0	0	8	51
Alls	624	16	110	45	795


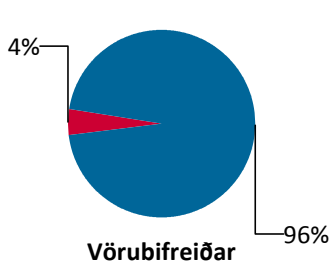
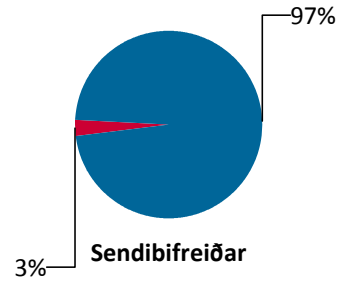
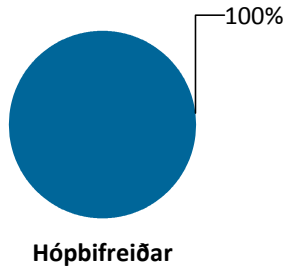
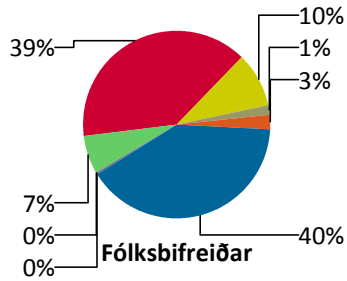
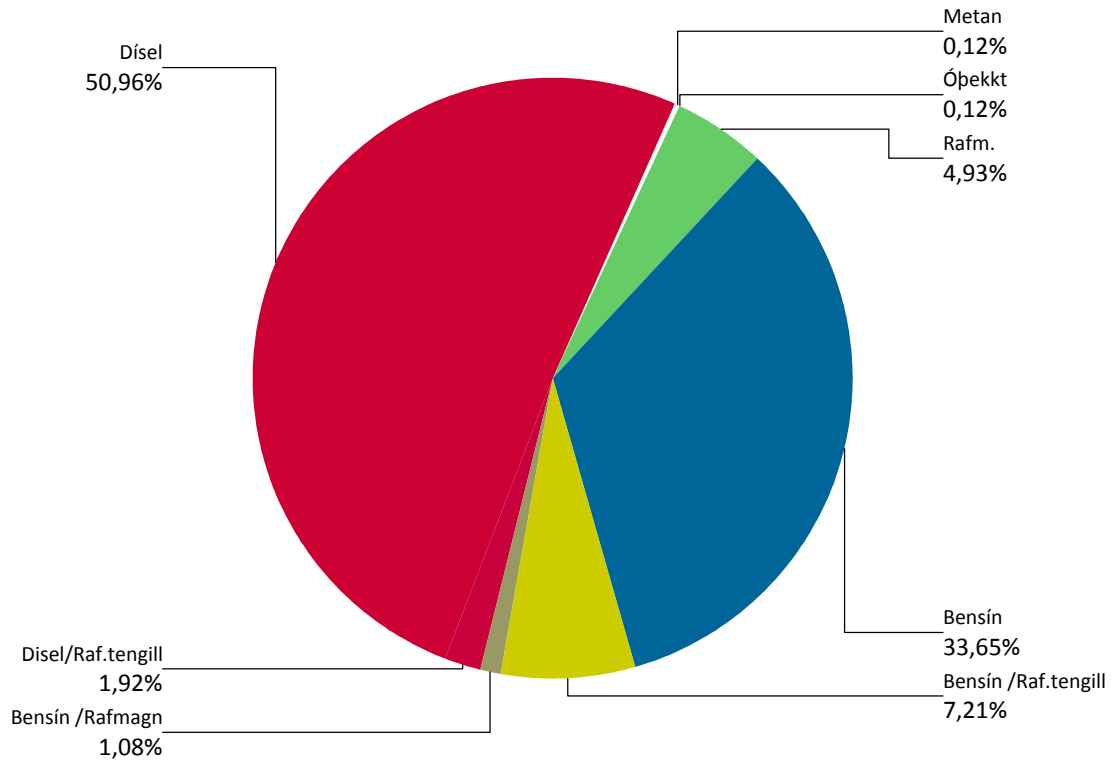
	Þung bifhjól	Alls
BMW	3	3
CAN-AM	1	1
GAS GAS	1	1
HARLEY DAVIDSON	9	9
HONDA	4	4
HUSQVARNA	1	1
INDIAN	1	1
KAWASAKI	1	1
KTM	1	1
MZ	1	1
SUZUKI	5	5
TRIUMPH	2	2
YAMAHA	1	1
Alls	31	31

Heimilt er að birta einstaka niðurstöður úr þessari skýrslu ef heimilda er getið. Ekki er heimilt að afrita skýrsluna, hvorki að hluta né í heild sinni, til dreifingar.

	Dráttarvélar	Eftirvagnar	Ferðavagnar	Alls
ADRIA	0	0	1	1
ALLI	0	1	0	1
BROSHUIS	0	1	0	1
CARAVELAIR	0	0	1	1
CARNEHL	0	1	0	1
CLAAS	1	0	0	1
DETHLEFFS	0	0	1	1
DEUTZ FAHR	1	0	0	1
FENDT	0	0	1	1
HENGIVAGN	0	1	0	1
HOBBY	0	0	19	19
JOHN DEERE	3	0	0	3
KNAUS	0	0	1	1
KRONE	0	1	0	1
LMC	0	0	1	1
MASSEY FERGUSON	1	0	0	1
MERSEA	0	1	0	1
NIEWIADOW	0	1	0	1
SOMMER	0	1	0	1
SYSTEM TRAILERS	0	1	0	1
TOY HAULER	0	1	0	1
VAN ECK	0	1	0	1
Alls	6	11	25	42

Nýskráning notaðra ökutækja eftir orkugjafa

Dagsetning: 1.5.2017 - 31.5.2017



- Bensín
- Bensín /Raf.tengill
- Bensín /Rafmagn
- Disel/Raf.tengill
- Dísel
- Metan
- Óþekkt
- Rafm.

Fólksbifreiðar

	Bensín	Bensín /Raf.ten	Bensín /Rafmag	Dísel	Metan	Rafm.	Dísel/Ra f.tengill	Óþekkt	Alls
AUDI	1	0	0	5	0	0	0	0	6
BLUE	0	0	0	1	0	0	0	0	1
BMW	3	6	0	9	0	0	0	0	18
BMW I	0	1	0	0	0	0	0	0	1
BUICK	1	0	0	0	0	0	0	0	1
CAPRON	0	0	0	2	0	0	0	0	2
CHEVROLET	4	1	0	1	0	0	0	1	7
CHRYSLER	1	0	0	0	0	0	0	0	1
CITROEN	2	0	0	2	0	0	0	0	4
DACIA	9	0	0	66	0	0	0	0	75
DODGE	1	0	0	0	0	0	0	0	1
FIAT	1	0	0	0	0	0	0	0	1
FORD	58	0	0	7	0	0	0	0	65
HYUNDAI	12	0	0	10	0	1	0	0	23
JAGUAR LAND ROVE	0	0	0	1	0	0	0	0	1
JEEP	2	0	0	1	0	0	0	0	3
KIA	18	0	1	0	0	1	0	0	20
LAND ROVER	0	0	0	35	0	0	0	0	35
MERCEDES-BENZ	5	3	0	12	0	0	0	0	20
MINI	0	0	0	1	0	0	0	0	1
MITSUBISHI	0	29	0	0	0	0	0	0	29
MOBILVETTA/FIAT	0	0	0	1	0	0	0	0	1
NISSAN	7	0	0	27	0	35	0	0	69
OPEL	1	0	0	1	0	0	0	0	2
PORSCHE	0	1	0	0	0	0	0	0	1
RENAULT	1	0	0	5	0	2	0	0	8
SKODA	9	0	0	37	0	0	0	0	46
SUZUKI	3	0	0	10	0	0	0	0	13
TESLA MOTORS	0	0	0	0	0	1	0	0	1
TOYOTA	55	0	8	3	0	0	0	0	66
VOLKSWAGEN	49	2	0	6	1	1	0	0	59
VOLVO	1	17	0	9	0	0	16	0	43
Alls	244	60	9	252	1	41	16	1	624

Hópbifreiðar

	Dísel	Alls
FORD	8	8
MERCEDES-BENZ	7	7
SCANIA	1	1
Alls	16	16

Sendibifreiðar

	Bensín	Dísel	Alls
CITROEN	0	3	3
DACIA	0	1	1
DODGE	1	0	1
FORD	0	37	37
ISUZU	0	1	1
MERCEDES-BENZ	0	10	10

	Bensín	Dísel	Alls
MITSUBISHI	0	8	8
NISSAN	0	2	2
OPEL	1	2	3
PEUGEOT	0	3	3
RENAULT	0	20	20
TOYOTA	0	2	2
VOLKSWAGEN	1	18	19
Alls	3	107	110

Vörubifreiðar

	Bensín	Dísel	Alls
DODGE	0	3	3
FORD	1	1	2
GMC	1	6	7
IVECO	0	1	1
MAN	0	4	4
MERCEDES-BENZ	0	6	6
SCANIA	0	14	14
VOLVO	0	8	8
Alls	2	43	45

Þung bifhjól

	Bensín	Alls
BMW	3	3
CAN-AM	1	1
GAS GAS	1	1
HARLEY DAVIDSON	9	9
HONDA	4	4
HUSQVARNA	1	1
INDIAN	1	1
KAWASAKI	1	1
KTM	1	1
MZ	1	1
SUZUKI	5	5
TRIUMPH	2	2
YAMAHA	1	1
Alls	31	31

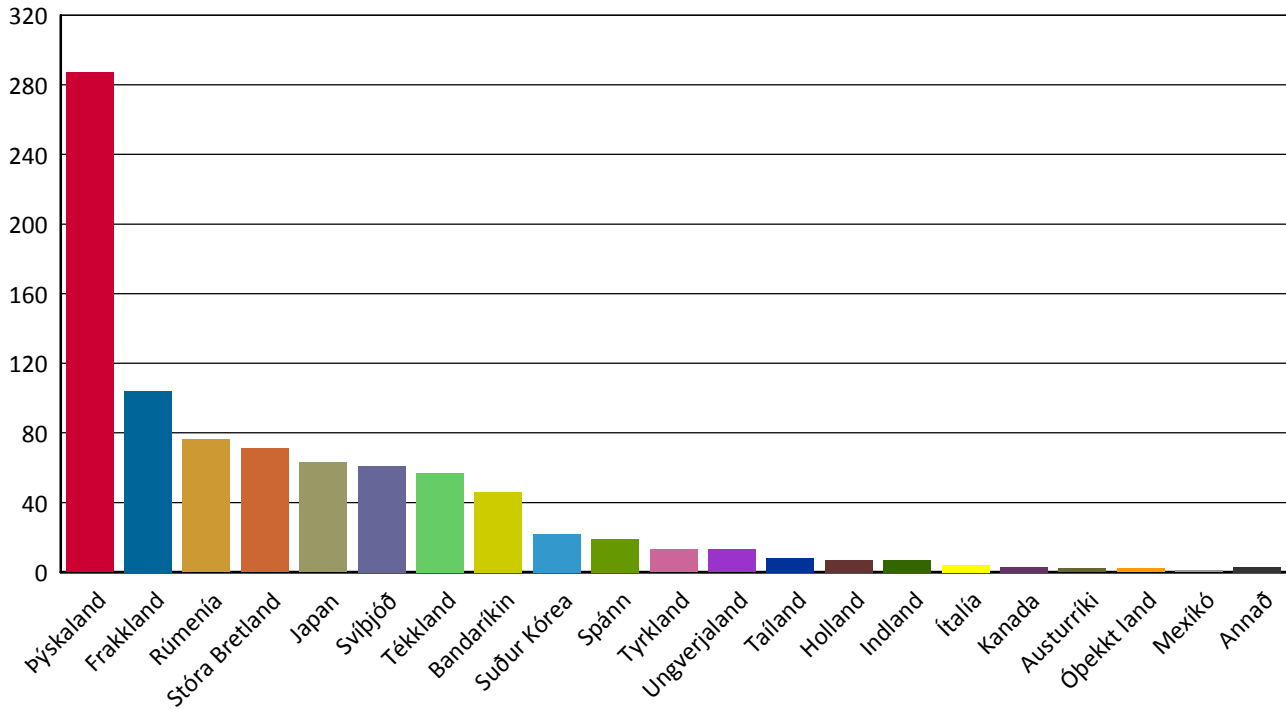
Dráttarvélar

	Dísel	Alls
CLAAS	1	1
DEUTZ FAHR	1	1
JOHN DEERE	3	3
MASSEY FERGUSON	1	1
Alls	6	6

Nýskráning notaðra ökutækja eftir framleiðslulöndum

Tímabil: 1.5.2017 - 31.5.2017

Topp 20



	Fólksbifreiðar	Hópbifreiðar	Sendibifreiðar	Vörubifreiðar	Alls
Bandaríkin	22	0	1	9	32
Frakkland	72	0	26	1	99
Holland	0	0	0	4	4
Indland	7	0	0	0	7
Ítalía	3	0	0	1	4
Japan	50	0	2	0	52
Kanada	0	0	0	3	3
Rúmenía	75	0	1	0	76
Spánn	16	0	2	0	18
Stóra Bretland	67	0	0	0	67
Suður Afríka	0	0	1	0	1
Suður Kórea	22	0	0	0	22
Svíþjóð	43	1	0	17	61
Tailand	0	0	8	0	8
Tékkland	57	0	0	0	57
Tyrkland	12	1	0	0	13
Ungverjaland	13	0	0	0	13
Þýskaland	165	14	69	10	258
Alls	624	16	110	45	795

	Pung bifhjól	Alls
Austurríki	2	2
Bandaríkin	10	10
Japan	11	11
Mexíkó	1	1
Spánn	1	1
Stóra Bretland	3	3
Þýskaland	3	3
Alls	31	31

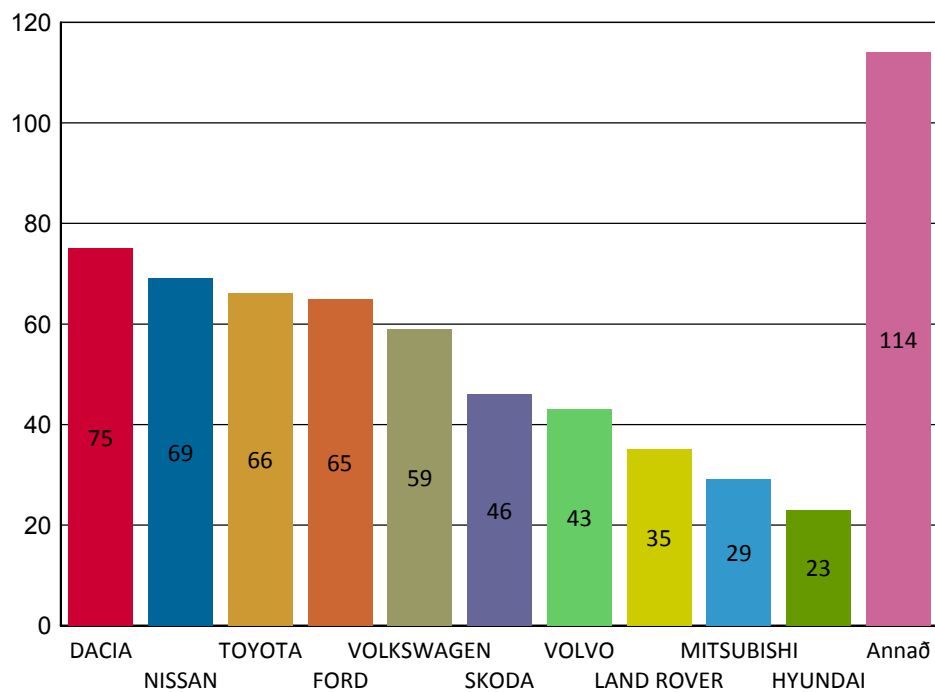
	Dráttarvélar	Eftirvagnar	Ferðavagnar	Alls
Bandaríkin	3	1	0	4
Frakkland	2	1	1	4
Holland	0	2	1	3
Óþekkt land	1	1	0	2
Pólland	0	1	0	1
Slóvenía	0	0	1	1
Stóra Bretland	0	1	0	1
Þýskaland	0	4	22	26
Alls	6	11	25	42

Nýskráning notaðra ökutækja - Topp 10 fólksbifreiðar

Tímabil: 1.5.2017 - 31.5.2017

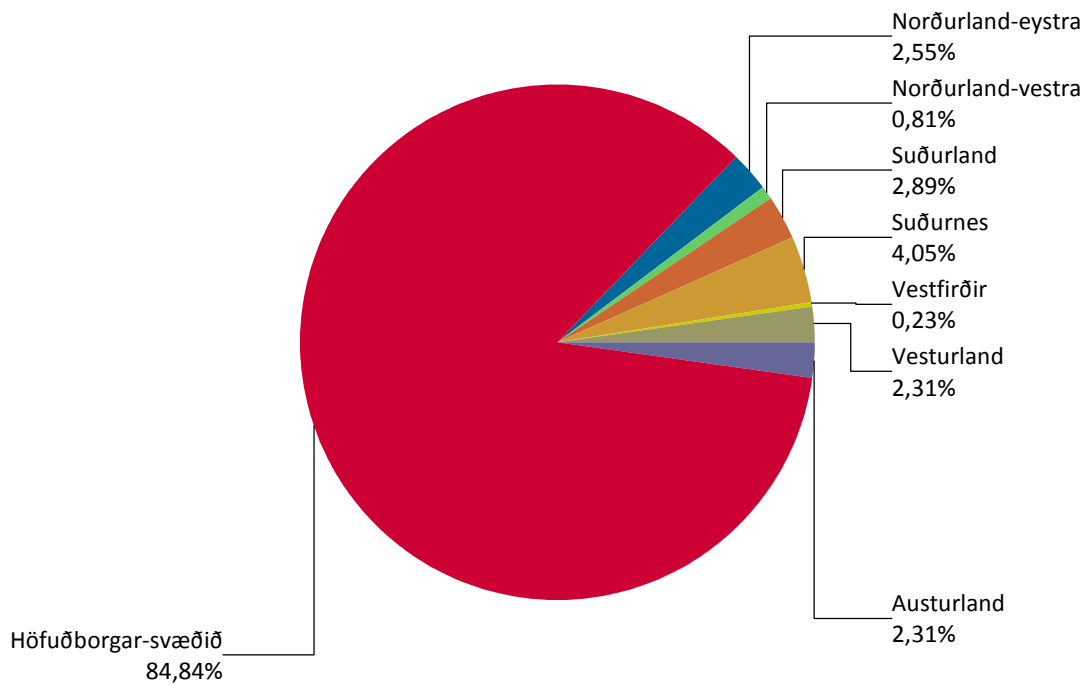
Topp 10

Fólksbifreiðar	
DACIA	75
NISSAN	69
TOYOTA	66
FORD	65
VOLKSWAGEN	59
SKODA	46
VOLVO	43
LAND ROVER	35
MITSUBISHI	29
HYUNDAI	23



Nýskráning notaðra ökutækja eftir landshlutum

Dagsetning: 1.5.2017 - 31.5.2017



	Höfuðborgar-svæðið	Suðurnes	Vesturland	Vestfirðir	Norðurland-vestra	Norðurland-eystra	Austurland	Suðurland	Alls
Fólksbifreiðar	558	21	6	2	1	11	9	13	621
Hópbifreiðar	10	2	0	0	0	1	2	1	16
Sendibifreiðar	95	4	4	0	0	0	1	4	108
Vörubifreiðar	26	4	3	0	1	7	1	3	45
pung bifhjól	25	0	2	0	1	1	1	1	31
Dráttarvélar	0	0	1	0	2	0	0	3	6
Eftirvagnar	5	1	1	0	1	2	1	0	11
Ferðavagnar	14	3	2	0	1	0	5	0	25
Alls	733	35	19	2	7	22	20	25	863

	Höfuðborgar-svæðið	Suðurnes	Vesturland	Vestfirðir	Norðurland-vestra	Norðurland-eystra	Austurland	Suðurland	Alls
ADRIA	1	0	0	0	0	0	0	0	1
ALLI	1	0	0	0	0	0	0	0	1
AUDI	5	1	0	0	0	0	0	0	6
BLUE	0	0	0	0	0	0	0	1	1
BMW	18	2	0	0	0	0	0	1	21
BMW I	1	0	0	0	0	0	0	0	1
BROSHUIS	0	0	0	0	0	1	0	0	1
BUICK	1	0	0	0	0	0	0	0	1
CAN-AM	1	0	0	0	0	0	0	0	1
CAPRON	2	0	0	0	0	0	0	0	2
CARAVELAIR	0	0	1	0	0	0	0	0	1
CARNEHL	0	1	0	0	0	0	0	0	1
CHEVROLET	5	1	0	0	0	0	0	1	7
CHRYSLER	1	0	0	0	0	0	0	0	1
CITROEN	5	0	0	0	0	1	1	0	7
CLAAS	0	0	1	0	0	0	0	0	1
DACIA	76	0	0	0	0	0	0	0	76
DETHLEFFS	0	1	0	0	0	0	0	0	1

	Höfuðborgar -svæðið	Suðurnes	Vesturland	Vestfirðir	Norðurland- vestra	Norðurland- eystra	Austurland	Suðurland	Alls
DEUTZ FAHR	0	0	0	0	0	0	0	1	1
DODGE	3	0	0	0	0	1	0	1	5
FENDT	1	0	0	0	0	0	0	0	1
FIAT	0	1	0	0	0	0	0	0	1
FORD	101	4	3	0	0	0	0	4	112
GAS GAS	1	0	0	0	0	0	0	0	1
GMC	3	1	1	0	0	1	1	0	7
HARLEY DAVIDSON	6	0	1	0	0	1	0	1	9
HENGIVAGN	1	0	0	0	0	0	0	0	1
HOBBY	12	1	0	0	1	0	5	0	19
HONDA	4	0	0	0	0	0	0	0	4
HUSQVARNA	1	0	0	0	0	0	0	0	1
HYUNDAI	23	0	0	0	0	0	0	0	23
INDIAN	1	0	0	0	0	0	0	0	1
ISUZU	1	0	0	0	0	0	0	0	1
IVECO	1	0	0	0	0	0	0	0	1
JAGUAR LAND ROVER LI	0	0	0	0	0	1	0	0	1
JEEP	3	0	0	0	0	0	0	0	3
JOHN DEERE	0	0	0	0	2	0	0	1	3
KAWASAKI	1	0	0	0	0	0	0	0	1
KIA	20	0	0	0	0	0	0	0	20
KNAUS	0	0	1	0	0	0	0	0	1
KRONE	0	0	0	0	1	0	0	0	1
KTM	1	0	0	0	0	0	0	0	1
LAND ROVER	29	0	2	1	0	1	1	1	35
LMC	0	1	0	0	0	0	0	0	1
MAN	2	0	0	0	1	0	0	1	4
MASSEY FERGUSON	0	0	1	0	0	0	0	1	2
MERCEDES-BENZ	28	3	1	0	0	3	3	2	40
MERSEA	1	0	0	0	0	0	0	0	1
MINI	1	0	0	0	0	0	0	0	1
MITSUBISHI	30	0	1	0	0	2	2	2	37
MOBILVETTA/FIAT	0	1	0	0	0	0	0	0	1
MZ	0	0	0	0	0	0	1	0	1
NIEWIADOW	0	0	0	0	0	0	1	0	1
NISSAN	62	7	0	0	1	0	1	0	71
OPEL	3	1	1	0	0	0	0	0	5
PEUGEOT	3	0	0	0	0	0	0	0	3
PORSCHE	1	0	0	0	0	0	0	0	1
RENAULT	26	1	0	0	0	0	0	1	28
SCANIA	7	2	1	0	0	4	0	1	15
SKODA	40	2	1	0	0	1	1	1	46
SOMMER	1	0	0	0	0	0	0	0	1
SUZUKI	16	0	1	0	0	1	0	0	18
SYSTEM TRAILERS	1	0	0	0	0	0	0	0	1
TESLA MOTORS	1	0	0	0	0	0	0	0	1
TOY HAULER	0	0	0	0	0	1	0	0	1
TOYOTA	65	1	0	0	0	0	1	1	68
TRIUMPH	2	0	0	0	0	0	0	0	2
VAN ECK	0	0	1	0	0	0	0	0	1
VOLKSWAGEN	74	0	0	0	0	0	0	2	76
VOLVO	39	3	2	1	0	3	2	1	51
YAMAHA	0	0	0	0	1	0	0	0	1

	Höfuðborgar -svæðið	Suðurnes	Vesturland	Vestfirðir	Norðurland- vestra	Norðurland- eystra	Austurland	Suðurland	Alls
Alls	733	35	20	2	7	22	20	25	864