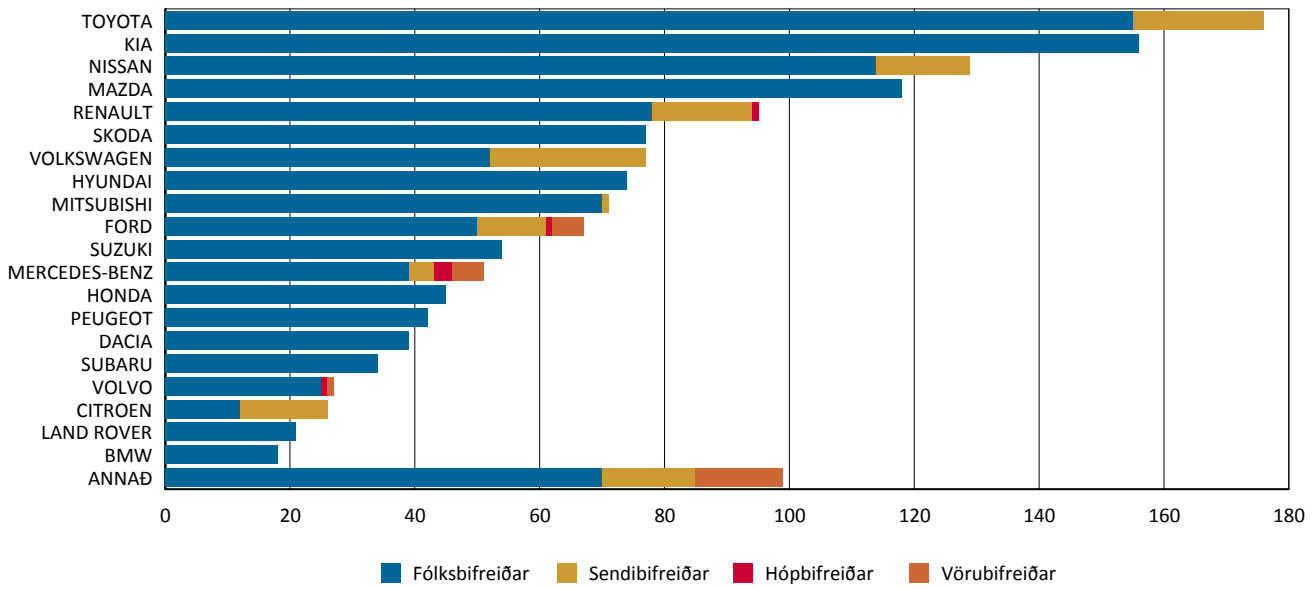


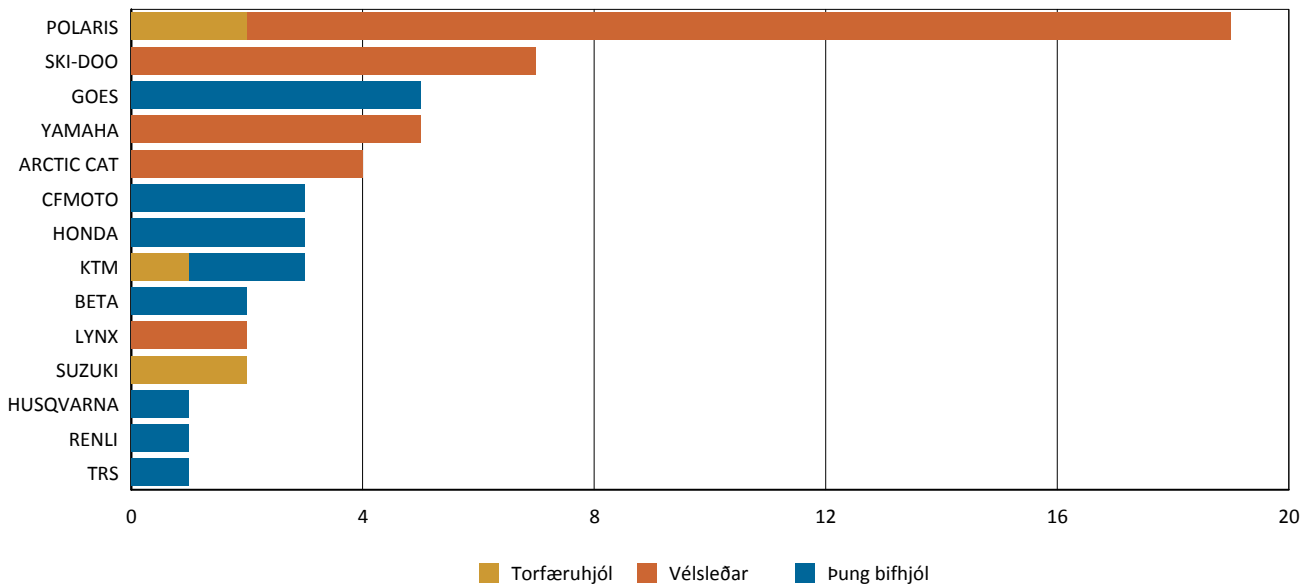
## Nýskráning nýrra ökutæki eftir tegund

Tímabil: 1.2.2017 - 28.2.2017

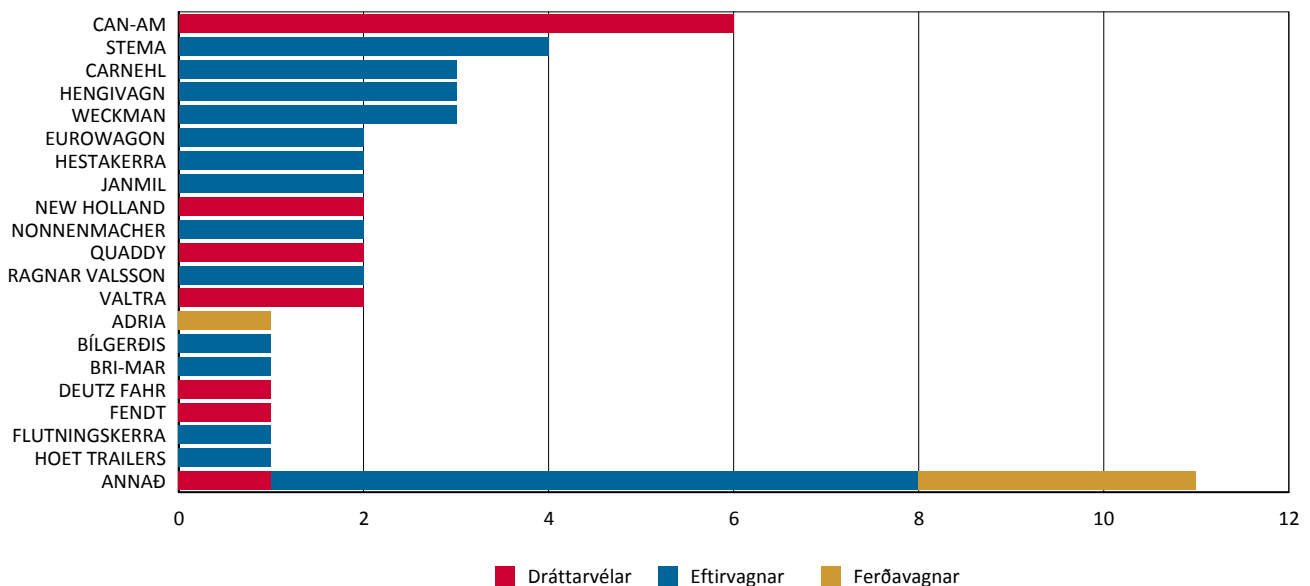
## Topp 20



## Topp 20



## Topp 20



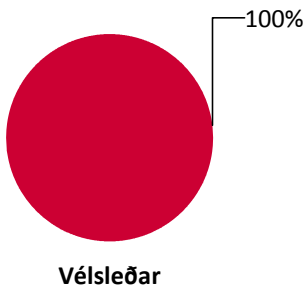
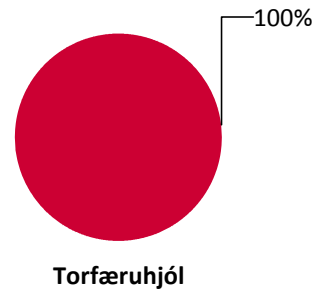
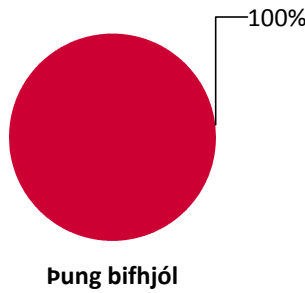
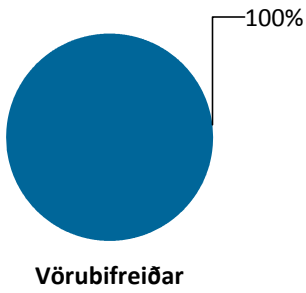
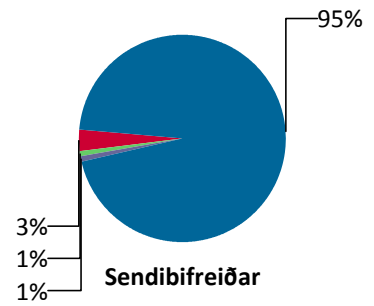
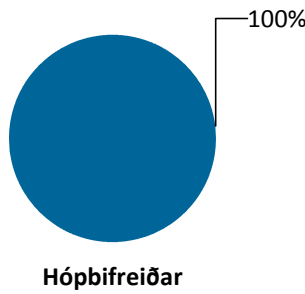
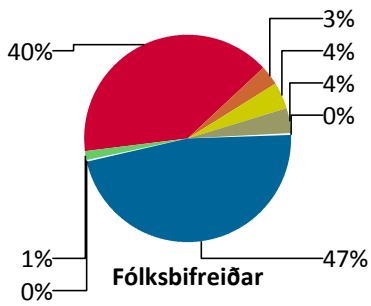
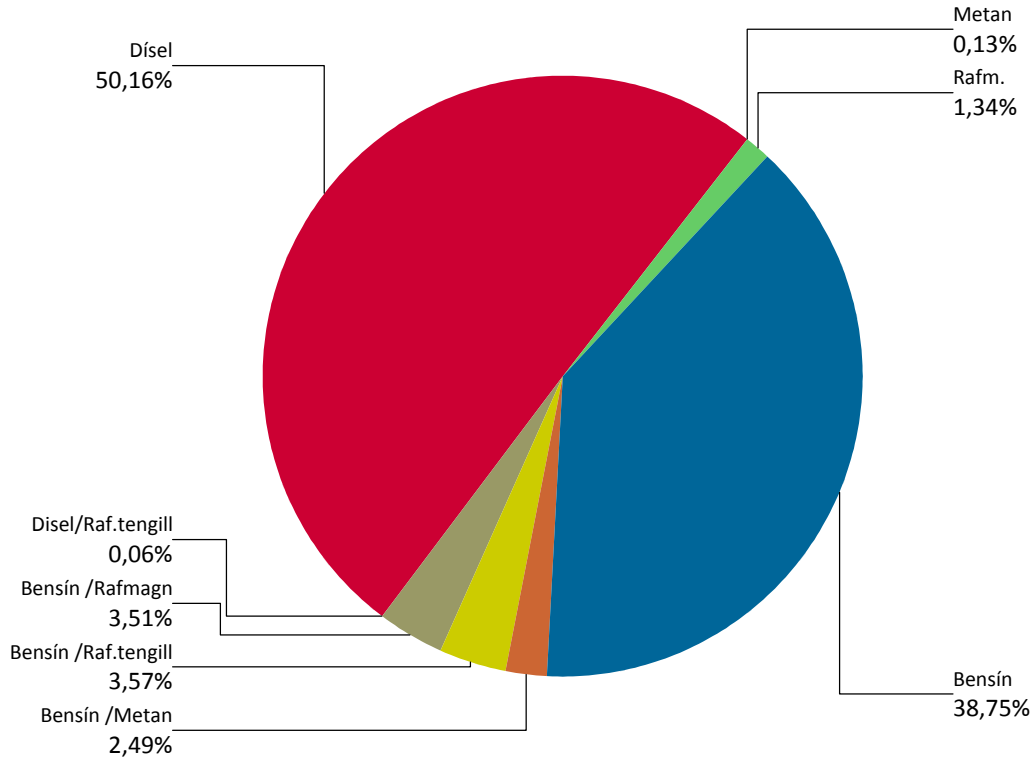
	Fólksbifreiðar	Hópbifreiðar	Sendibifreiðar	Vörubifreiðar	Alls
AUDI	3	0	0	0	3
BMW	18	0	0	0	18
BMW I	4	0	0	0	4
CHEVROLET	1	0	0	0	1
CITROEN	12	0	14	0	26
DACIA	39	0	0	0	39
DODGE	1	0	0	0	1
FIAT	15	0	0	0	15
FORD	50	1	11	5	67
GMC	0	0	0	2	2
HONDA	45	0	0	0	45
HYUNDAI	74	0	0	0	74
ISUZU	0	0	5	0	5
IVECO	0	0	0	3	3
JAGUAR	3	0	0	0	3
JEEP	13	0	0	0	13
KIA	156	0	0	0	156
LAND ROVER	21	0	0	0	21
LEXUS	6	0	0	0	6
MAN	0	0	0	3	3
MAZDA	118	0	0	0	118
MERCEDES-BENZ	39	3	4	5	51
MITSUBISHI	70	0	1	0	71
NISSAN	114	0	15	0	129
OPEL	4	0	10	0	14
PEUGEOT	42	0	0	0	42
PORSCHE	8	0	0	0	8
RENAULT	78	1	16	0	95
SCANIA	0	0	0	6	6
SKODA	77	0	0	0	77
SSANGYONG	12	0	0	0	12
SUBARU	34	0	0	0	34
SUZUKI	54	0	0	0	54
TOYOTA	155	0	21	0	176
VOLKSWAGEN	52	0	25	0	77
VOLVO	25	1	0	1	27
<b>Alls</b>	<b>1.343</b>	<b>6</b>	<b>122</b>	<b>25</b>	<b>1.496</b>

	Pung bifhjól	Torfæruhjól	Vélsleðar	Alls
ARCTIC CAT	0	0	4	4
BETA	2	0	0	2
CFMOTO	3	0	0	3
GOES	5	0	0	5
HONDA	3	0	0	3
HUSQVARNA	1	0	0	1
KTM	2	1	0	3
LYNX	0	0	2	2
POLARIS	0	2	17	19
RENLI	1	0	0	1
SKI-DOO	0	0	7	7
SUZUKI	0	2	0	2
TRS	1	0	0	1
YAMAHA	0	0	5	5
<b>Alls</b>	<b>18</b>	<b>5</b>	<b>35</b>	<b>58</b>

	Dráttarvélar	Eftirvagnar	Ferðavagnar	Alls
ADRIA	0	0	1	1
BÍLGERÐIS	0	1	0	1
BRI-MAR	0	1	0	1
CAN-AM	6	0	0	6
CARNEHL	0	3	0	3
DEUTZ FAHR	1	0	0	1
EUROWAGON	0	2	0	2
FENDT	1	0	0	1
FLUTNINGSKERRA	0	1	0	1
HENGIVAGN	0	3	0	3
HESTAKERRA	0	2	0	2
HOET TRAILERS	0	1	0	1
IFOR WILLIAMS	0	1	0	1
INDESPENSION	0	1	0	1
JANMIL	0	2	0	2
KASSBOHRER	0	1	0	1
KEMPF	0	1	0	1
KERRA	0	1	0	1
KNAUS	0	0	1	1
LMC	0	0	1	1
MASSEY FERGUSON	1	0	0	1
MAYTEC	0	1	0	1
NEW HOLLAND	2	0	0	2
NONNENMACHER	0	2	0	2
QUADDY	2	0	0	2
RAGNAR VALSSON	0	2	0	2
SAURIUM	0	0	1	1
SCHMITZ	0	1	0	1
STEMA	0	4	0	4
VALTRA	2	0	0	2
WECKMAN	0	3	0	3
<b>Alls</b>	<b>15</b>	<b>34</b>	<b>4</b>	<b>53</b>

Nýskráning nýrra ökutækja eftir orkugjafa

Dagsetning: 1.2.2017 - 28.2.2017



- Bensín
- Bensín /Metan
- Bensín /Raf.tengill
- Bensín /Rafmagn
- Disel/Raf.tengill
- Dísel
- Metan
- Rafm.

## Fólksbifreiðar

	Bensín	Bensín /Metan	Bensín /Raf.ten	Bensín /Rafmag	Dísel	Metan	Rafm.	Dísel/Ra f.tengill	Alls
AUDI	0	0	1	0	1	0	0	1	3
BMW	1	0	1	0	16	0	0	0	18
BMW I	0	0	1	0	0	0	3	0	4
CHEVROLET	1	0	0	0	0	0	0	0	1
CITROEN	3	0	0	0	9	0	0	0	12
DACIA	0	0	0	0	39	0	0	0	39
DODGE	1	0	0	0	0	0	0	0	1
FIAT	10	0	0	0	5	0	0	0	15
FORD	25	0	0	0	25	0	0	0	50
HONDA	37	0	0	0	8	0	0	0	45
HYUNDAI	45	0	0	0	29	0	0	0	74
JAGUAR	0	0	0	0	3	0	0	0	3
JEEP	0	0	0	0	13	0	0	0	13
KIA	33	0	6	8	104	0	5	0	156
LAND ROVER	0	0	0	0	21	0	0	0	21
LEXUS	0	0	0	6	0	0	0	0	6
MAZDA	100	0	0	0	18	0	0	0	118
MERCEDES-BENZ	7	0	9	0	22	0	1	0	39
MITSUBISHI	40	0	11	0	19	0	0	0	70
NISSAN	9	0	0	0	96	0	9	0	114
OPEL	3	0	0	0	1	0	0	0	4
PEUGEOT	14	0	0	0	28	0	0	0	42
PORSCHE	1	0	4	0	3	0	0	0	8
RENAULT	13	0	0	0	63	0	2	0	78
SKODA	23	27	0	0	27	0	0	0	77
SSANGYONG	0	0	0	0	12	0	0	0	12
SUBARU	22	0	0	0	12	0	0	0	34
SUZUKI	54	0	0	0	0	0	0	0	54
TOYOTA	79	0	0	41	35	0	0	0	155
VOLKSWAGEN	17	12	11	0	11	1	0	0	52
VOLVO	0	0	12	0	13	0	0	0	25
<b>Alls</b>	<b>538</b>	<b>39</b>	<b>56</b>	<b>55</b>	<b>633</b>	<b>1</b>	<b>20</b>	<b>1</b>	<b>1.343</b>

## Hópbifreiðar

	Dísel	Alls
FORD	1	1
MERCEDES-BENZ	3	3
RENAULT	1	1
VOLVO	1	1
<b>Alls</b>	<b>6</b>	<b>6</b>

## Sendibifreiðar

	Bensín	Dísel	Metan	Rafm.	Alls
CITROEN	0	14	0	0	14
FORD	0	11	0	0	11
ISUZU	0	5	0	0	5
MERCEDES-BENZ	0	4	0	0	4
MITSUBISHI	0	1	0	0	1
NISSAN	0	14	0	1	15

	Bensín	Dísel	Metan	Rafm.	Alls
OPEL	0	10	0	0	10
RENAULT	0	16	0	0	16
TOYOTA	0	21	0	0	21
VOLKSWAGEN	4	20	1	0	25
<b>Alls</b>	<b>4</b>	<b>116</b>	<b>1</b>	<b>1</b>	<b>122</b>

### Vörubifreiðar

	Dísel	Alls
FORD	5	5
GMC	2	2
IVECO	3	3
MAN	3	3
MERCEDES-BENZ	5	5
SCANIA	6	6
VOLVO	1	1
<b>Alls</b>	<b>25</b>	<b>25</b>

### Pung bifhjól

	Bensín	Alls
BETA	2	2
CFMOTO	3	3
GOES	5	5
HONDA	3	3
HUSQVARNA	1	1
KTM	2	2
RENLI	1	1
TRS	1	1
<b>Alls</b>	<b>18</b>	<b>18</b>

### Torfæruhjól

	Bensín	Alls
KTM	1	1
POLARIS	2	2
SUZUKI	2	2
<b>Alls</b>	<b>5</b>	<b>5</b>

### Vélsleðar

	Bensín	Alls
ARCTIC CAT	4	4
LYNX	2	2
POLARIS	17	17
SKI-DOO	7	7
YAMAHA	5	5
<b>Alls</b>	<b>35</b>	<b>35</b>

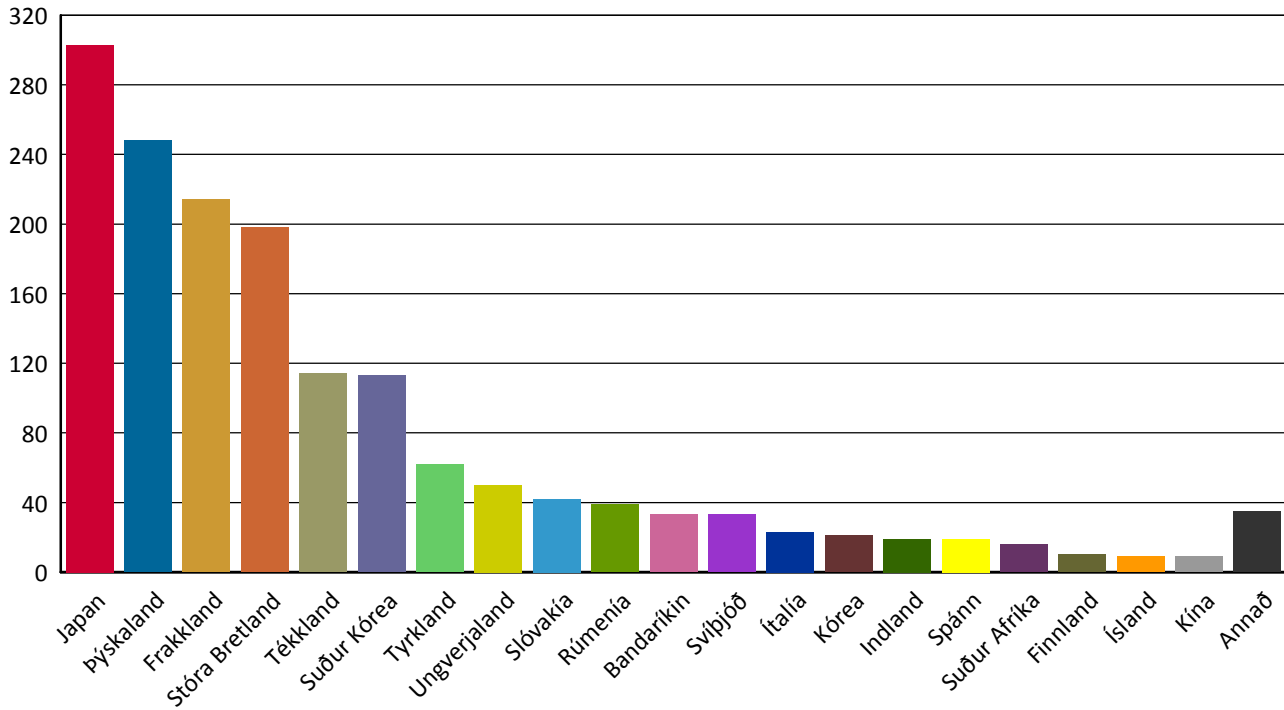
**Dráttarvélar**

	Bensín	Dísel	Alls
CAN-AM	6	0	6
DEUTZ FAHR	0	1	1
FENDT	0	1	1
MASSEY FERGUSON	0	1	1
NEW HOLLAND	0	2	2
QUADDY	2	0	2
VALTRA	0	2	2
<b>Alls</b>	<b>8</b>	<b>7</b>	<b>15</b>

## Nýskráning nýrra ökutækja eftir framleiðslulöndum

Tímabil: 1.2.2017 - 28.2.2017

## Topp 20



	Fólksbifreiðar	Hópbifreiðar	Sendibifreiðar	Vörubifreiðar	Alls
Bandaríkin	17	0	0	7	24
Belgía	1	0	5	0	6
Frakkland	182	1	30	0	213
Indland	19	0	0	0	19
Ítalía	15	0	0	3	18
Japan	294	0	0	0	294
Kórea	21	0	0	0	21
Rúmenía	39	0	0	0	39
Slóvakía	42	0	0	0	42
Spánn	4	0	15	0	19
Stóra Bretland	178	0	0	0	178
Suður Afríka	0	0	16	0	16
Suður Kórea	113	0	0	0	113
Svíþjóð	25	1	0	7	33
Taíland	0	0	6	0	6
Tékkland	112	0	0	0	112
Tyrkland	62	0	0	0	62
Ungverjaland	50	0	0	0	50
Pýskalaland	169	4	50	8	231
<b>Alls</b>	<b>1.343</b>	<b>6</b>	<b>122</b>	<b>25</b>	<b>1.496</b>

	Þung bífhjól	Torfæruhjól	Vélsleðar	Alls
Austurríki	2	1	0	3
Bandaríkin	0	2	6	8
Finnland	0	0	2	2
Ítalía	3	0	0	3
Japan	4	2	3	9
Kanada	0	0	7	7
Kína	9	0	0	9
Stóra Bretland	0	0	17	17
<b>Alls</b>	<b>18</b>	<b>5</b>	<b>35</b>	<b>58</b>

Heimilt er að birta einstaka niðurstöður úr þessari skýrslu ef heimilda er getið. Ekki er heimilt að afrita skýrsluna, hvorki að hluta né í heild sinni, til dreifingar.



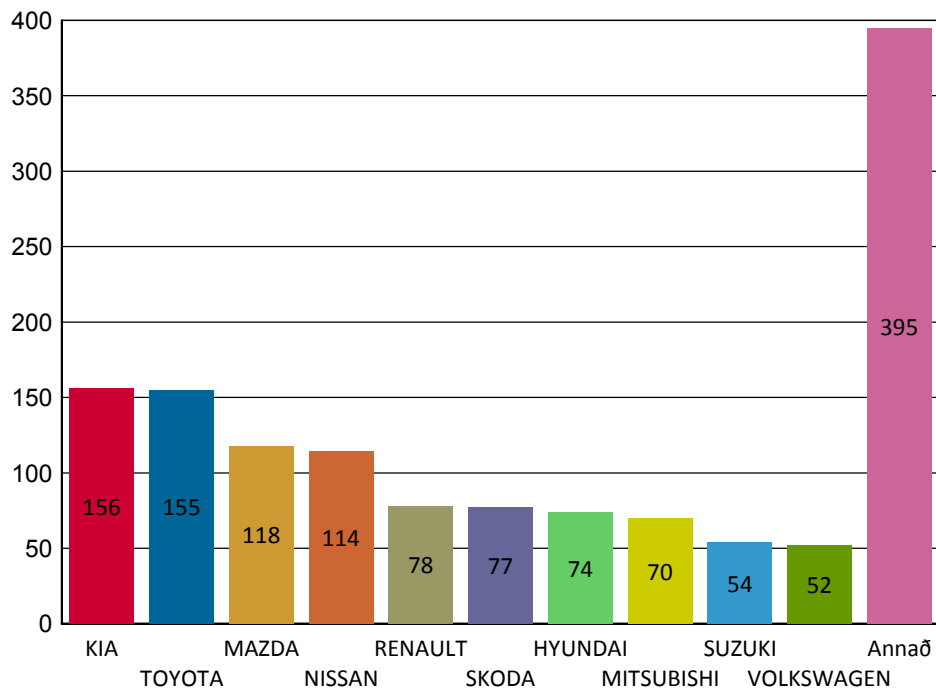
	Dráttarvélar	Eftirvagnar	Ferðavagnar	Alls
Bandaríkin	0	1	0	1
Finnland	2	4	0	6
Frakkland	1	0	0	1
Holland	2	0	0	2
Ísland	0	9	0	9
Ítalía	2	0	0	2
Mexíkó	6	0	0	6
Óþekkt land	0	1	0	1
Portúgal	0	0	1	1
Pólland	0	2	0	2
Slóvenía	0	0	1	1
Stóra Bretland	0	2	0	2
Tékkland	0	2	0	2
Þýskaland	2	13	2	17
<b>Alls</b>	<b>15</b>	<b>34</b>	<b>4</b>	<b>53</b>

## Nýskráning nýrra ökutækja - Topp 10 fólksbifreiðar

Tímabil: 1.2.2017 - 28.2.2017

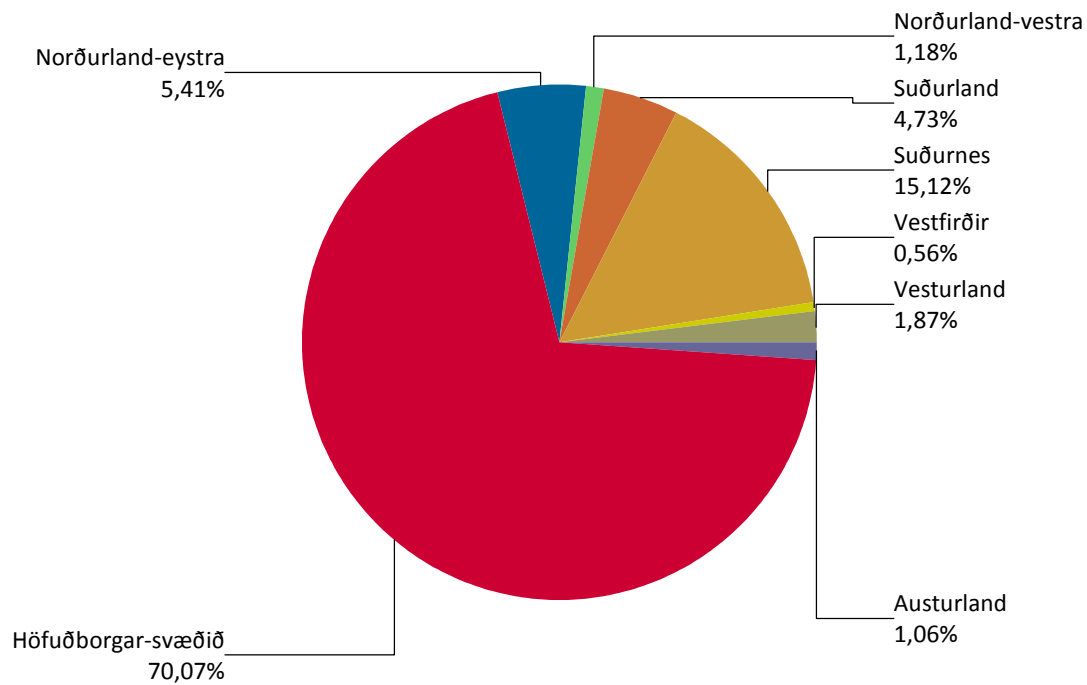
## Topp 10

Fólksbifreiðar	
KIA	156
TOYOTA	155
MAZDA	118
NISSAN	114
RENAULT	78
SKODA	77
HYUNDAI	74
MITSUBISHI	70
SUZUKI	54
VOLKSWAGEN	52



## Nýskráning nýrra ökutækja eftir landshlutum

Dagsetning: 1.2.2017 - 28.2.2017



	Höfuðborgar -svæðið	Suðurnes	Vesturland	Vestfirðir	Norðurland- vestra	Norðurland- eystra	Austurland	Suðurland	Alls
Fólksbifreiðar	944	233	22	5	11	62	13	51	1.341
Hópbifreiðar	6	0	0	0	0	0	0	0	6
Sendibifreiðar	88	6	6	2	0	10	0	10	122
Vörubifreiðar	21	1	0	0	0	1	0	2	25
pung bifhjól	9	0	1	0	3	4	0	1	18
Torfæruhjól	2	0	0	0	0	0	1	2	5
Vélsleðar	29	0	0	1	0	5	0	0	35
Dráttarvélar	7	0	1	0	1	2	2	2	15
Eftirvagnar	15	3	0	1	3	2	1	8	33
Ferðavagnar	4	0	0	0	0	0	0	0	4
<b>Alls</b>	<b>1.125</b>	<b>243</b>	<b>30</b>	<b>9</b>	<b>18</b>	<b>86</b>	<b>17</b>	<b>76</b>	<b>1.604</b>

	Höfuðborgar -svæðið	Suðurnes	Vesturland	Vestfirðir	Norðurland- vestra	Norðurland- eystra	Austurland	Suðurland	Alls
ADRIA	1	0	0	0	0	0	0	0	1
ARCTIC CAT	1	0	0	1	0	2	0	0	4
AUDI	2	1	0	0	0	0	0	0	3
BETA	1	0	0	0	0	1	0	0	2
BÍLGERÐIS	1	0	0	0	0	0	0	0	1
BMW	17	0	0	0	0	0	0	1	18
BMW I	3	0	0	0	0	0	0	1	4
BRI-MAR	1	0	0	0	0	0	0	0	1
CAN-AM	5	0	0	0	0	1	0	0	6
CARNEHL	2	0	0	1	0	0	0	0	3
CASE IH	1	0	0	0	0	0	0	0	1
CFMOTO	2	0	0	0	0	1	0	0	3
CHEVROLET	1	0	0	0	0	0	0	0	1
CITROEN	24	1	0	0	0	0	0	1	26
DACIA	11	26	0	0	0	0	1	1	39
DEUTZ FAHR	0	0	0	0	0	0	0	1	1

Heimilt er að birta einstaka niðurstöður úr þessari skýrslu ef heimilda er getið. Ekki er heimilt að afrita skýrsluna, hvorki að hluta né í heild sinni, til dreifingar.

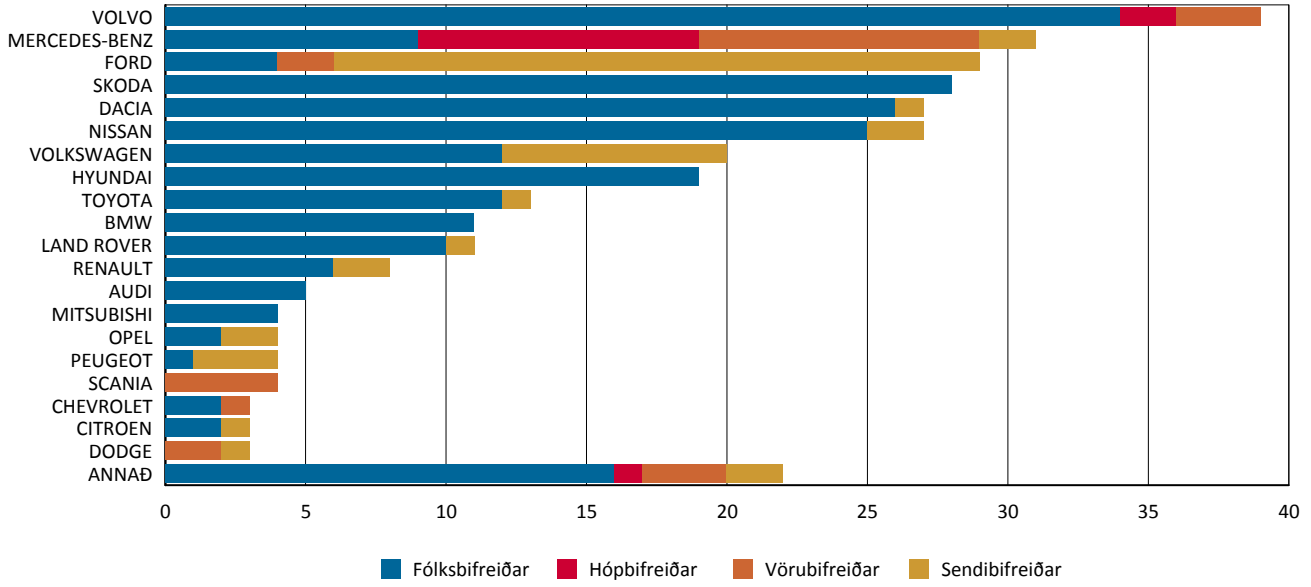
	Höfuðborgar -svæðið	Suðurnes	Vesturland	Vestfirðir	Norðurland- vestra	Norðurland- eystra	Austurland	Suðurland	Alls
DODGE	1	0	0	0	0	0	0	0	1
EUROWAGON	2	0	0	0	0	0	0	0	2
FENDT	0	0	1	0	0	0	0	0	1
FIAT	14	1	0	0	0	0	0	0	15
FLUTNINGSKERRA	1	0	0	0	0	0	0	0	1
FORD	59	1	2	0	0	2	0	3	67
GMC	2	0	0	0	0	0	0	0	2
GOES	0	0	0	0	3	1	0	1	5
HENGIVAGN	1	1	0	0	0	0	0	1	3
HESTAKERRA	1	0	0	0	0	0	0	1	2
HOET TRAILERS	0	0	0	0	0	1	0	0	1
HONDA	40	0	2	0	0	1	0	5	48
HUSQVARNA	1	0	0	0	0	0	0	0	1
HYUNDAI	62	5	1	0	1	2	0	2	73
IFOR WILLIAMS	0	0	0	0	1	0	0	0	1
INDESPENSION	0	0	0	0	0	0	0	1	1
ISUZU	3	0	0	0	0	1	0	1	5
IVECO	3	0	0	0	0	0	0	0	3
JAGUAR	3	0	0	0	0	0	0	0	3
JANMIL	0	2	0	0	0	0	0	0	2
JEEP	12	0	0	0	0	0	0	1	13
KASSBOHRER	0	0	0	0	0	0	0	1	1
KEMPF	1	0	0	0	0	0	0	0	1
KERRA	1	0	0	0	0	0	0	0	1
KIA	96	36	5	0	1	16	1	1	156
KNAUS	1	0	0	0	0	0	0	0	1
KTM	2	0	0	0	0	1	0	0	3
LAND ROVER	13	7	0	0	0	0	0	0	20
LEXUS	5	1	0	0	0	0	0	0	6
LMC	1	0	0	0	0	0	0	0	1
LYNX	2	0	0	0	0	0	0	0	2
MAN	1	0	0	0	0	0	0	2	3
MASSEY FERGUSON	0	0	0	0	1	0	0	0	1
MAYTEC	1	0	0	0	0	0	0	0	1
MAZDA	100	3	1	0	2	6	1	5	118
MERCEDES-BENZ	41	4	2	1	0	2	1	0	51
MITSUBISHI	38	27	0	1	1	2	1	1	71
NEW HOLLAND	2	0	0	0	0	0	0	0	2
NISSAN	75	41	3	1	1	1	1	6	129
NONNENMACHER	0	0	0	0	0	1	0	0	1
OPEL	11	2	0	0	0	0	0	1	14
PEUGEOT	37	0	0	0	0	2	1	2	42
POLARIS	15	0	0	0	0	3	0	1	19
PORSCHE	8	0	0	0	0	0	0	0	8
QUADDY	0	0	0	0	0	1	1	0	2
RAGNAR VALSSON	1	0	0	0	1	0	0	0	2
RENAULT	62	23	2	0	1	3	0	4	95
RENLI	0	0	1	0	0	0	0	0	1
SAURIUM	1	0	0	0	0	0	0	0	1
SCANIA	5	0	0	0	0	1	0	0	6
SCHMITZ	0	0	0	0	0	0	0	1	1
SKI-DOO	7	0	0	0	0	0	0	0	7
SKODA	54	2	0	1	0	14	3	3	77

	Höfuðborgar -svæðið	Suðurnes	Vesturland	Vestfirðir	Norðurland- vestra	Norðurland- eystra	Austurland	Suðurland	Alls
SSANGYONG	9	1	0	0	0	0	1	1	12
STEMA	2	0	0	0	1	0	0	1	4
SUBARU	29	0	1	0	1	1	0	2	34
SUZUKI	17	31	0	1	0	3	2	2	56
TOYOTA	127	22	6	1	1	7	0	12	176
TRS	1	0	0	0	0	0	0	0	1
VALTRA	0	0	0	0	1	1	1	1	4
VOLKSWAGEN	56	5	2	1	2	7	0	4	77
VOLVO	21	0	1	0	0	2	1	2	27
WECKMAN	0	0	0	0	0	0	1	2	3
YAMAHA	5	0	0	0	0	0	0	0	5
<b>Alls</b>	<b>1.126</b>	<b>243</b>	<b>30</b>	<b>9</b>	<b>19</b>	<b>87</b>	<b>17</b>	<b>76</b>	<b>1.607</b>

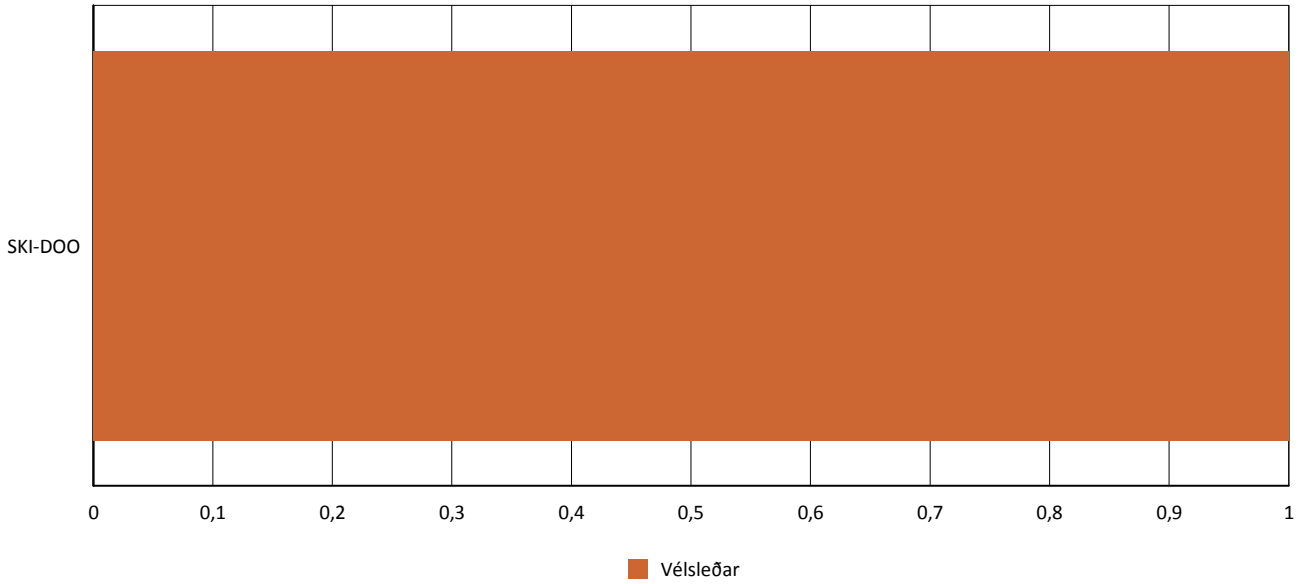
Nýskráning notaðra ökutæki eftir tegund

Tímabil: 1.2.2017 - 28.2.2017

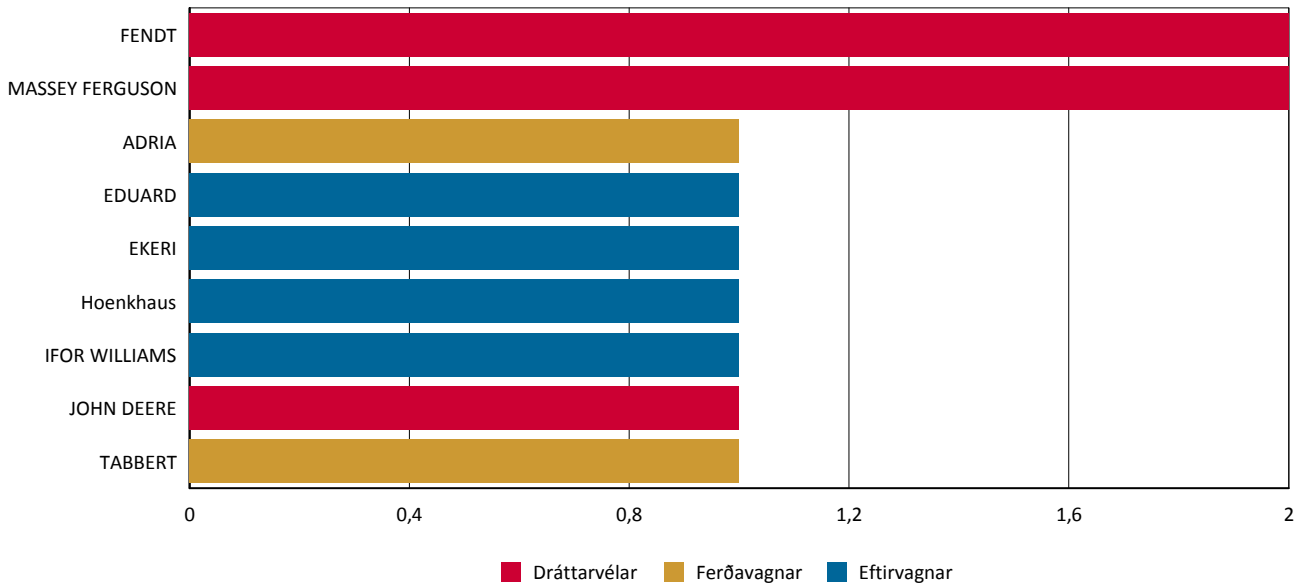
Topp 20



Topp 20



Topp 20



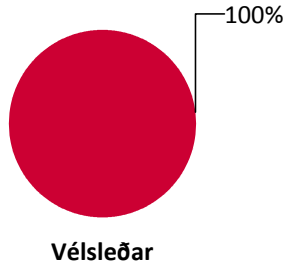
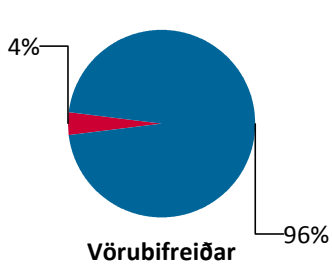
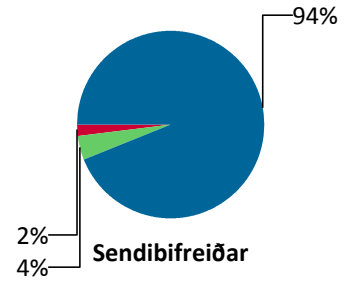
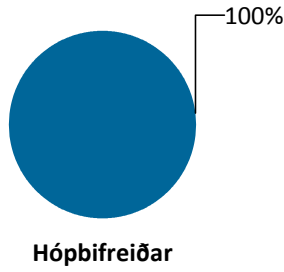
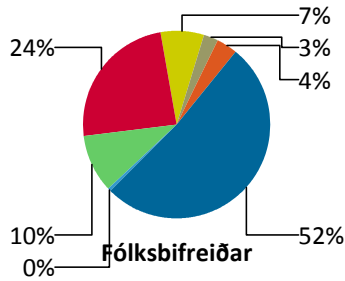
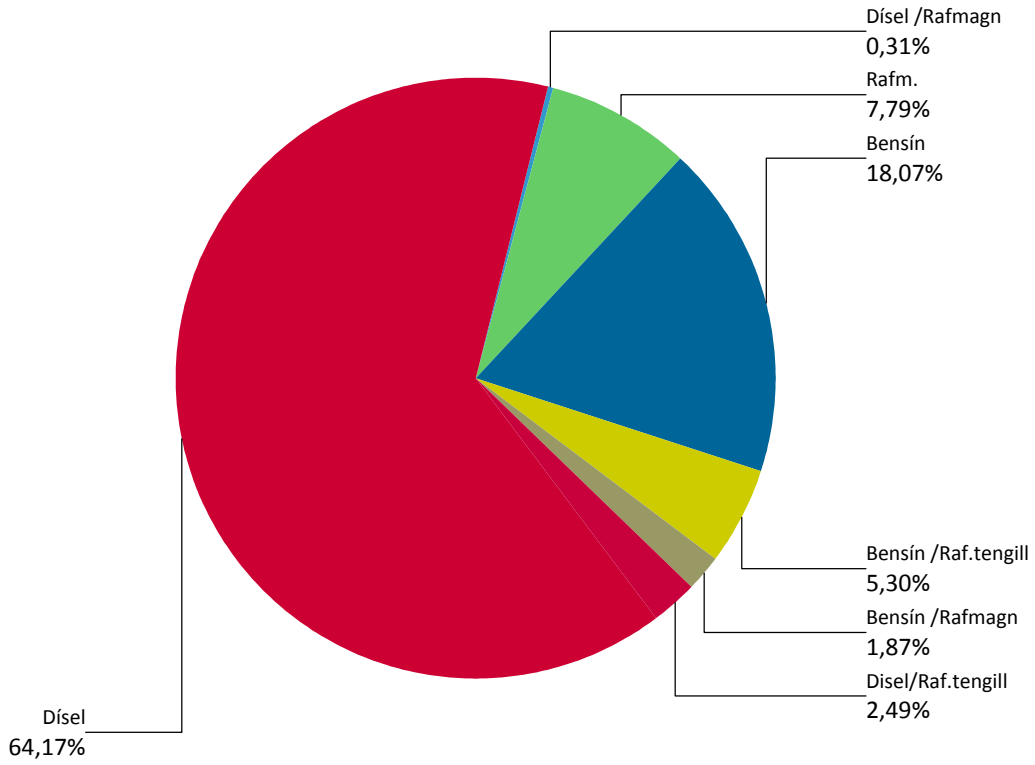
	Fólksbifreiðar	Hópbifreiðar	Sendibifreiðar	Vörubifreiðar	Alls
AUDI	5	0	0	0	5
BMW	11	0	0	0	11
CADILLAC	1	0	0	0	1
CHEVROLET	2	0	0	1	3
CITROEN	2	0	1	0	3
DACIA	26	0	1	0	27
DODGE	0	0	1	2	3
FIAT	1	0	2	0	3
FORD	4	0	23	2	29
HOBBY/FIAT	1	0	0	0	1
HONDA	2	0	0	0	2
HYUNDAI	19	0	0	0	19
JAGUAR	1	0	0	0	1
JAGUAR LAND ROVER	1	0	0	0	1
JEEP	3	0	0	0	3
KIA	1	0	0	0	1
LAND ROVER	10	0	1	0	11
LEXUS	1	0	0	0	1
MAN	0	0	0	3	3
MASERATI	1	0	0	0	1
MAZDA	1	0	0	0	1
MERCEDES-BENZ	9	10	2	10	31
MINI	2	0	0	0	2
MINISUBISHI	4	0	0	0	4
NISSAN	25	0	2	0	27
OPEL	2	0	2	0	4
PEUGEOT	1	0	3	0	4
RENAULT	6	0	2	0	8
SCANIA	0	0	0	4	4
SKODA	28	0	0	0	28
TOYOTA	12	0	1	0	13
VOLKSWAGEN	12	0	8	0	20
VOLVO	34	2	0	3	39
YUTONG	0	1	0	0	1
<b>Alls</b>	<b>228</b>	<b>13</b>	<b>49</b>	<b>25</b>	<b>315</b>

	Véisleðar	Alls
SKI-DOO	1	1
<b>Alls</b>	<b>1</b>	<b>1</b>

	Dráttarvélar	Eftirvagnar	Ferðavagnar	Alls
ADRIA	0	0	1	1
EDUARD	0	1	0	1
EKERI	0	1	0	1
FENDT	2	0	0	2
Hoenkhaus	0	1	0	1
IFOR WILLIAMS	0	1	0	1
JOHN DEERE	1	0	0	1
MASSEY FERGUSON	2	0	0	2
TABBERT	0	0	1	1
<b>Alls</b>	<b>5</b>	<b>4</b>	<b>2</b>	<b>11</b>

Nýskráning notaðra ökutækja eftir orkugjafa

Dagsetning: 1.2.2017 - 28.2.2017



- Bensín
- Bensín /Raf.tengill
- Bensín /Rafmagn
- Dísel/Raf.tengill
- Dísel
- Dísel /Rafmagn
- Rafm.



## Fólksbifreiðar

	Bensín	Bensín /Raf.ten	Bensín /Rafmag	Dísel	Rafm.	Dísel/Ra f.tengill	Dísel /Rafmag	Alls
AUDI	0	2	0	3	0	0	0	5
BMW	0	3	0	8	0	0	0	11
CADILLAC	1	0	0	0	0	0	0	1
CHEVROLET	1	0	0	1	0	0	0	2
CITROEN	1	0	0	1	0	0	0	2
DACIA	14	0	0	12	0	0	0	26
FIAT	0	0	0	1	0	0	0	1
FORD	1	0	0	3	0	0	0	4
HOBBY/FIAT	0	0	0	1	0	0	0	1
HONDA	1	0	0	1	0	0	0	2
HYUNDAI	18	0	0	1	0	0	0	19
JAGUAR	0	0	0	1	0	0	0	1
JAGUAR LAND ROVE	0	0	0	1	0	0	0	1
JEEP	2	0	0	1	0	0	0	3
KIA	1	0	0	0	0	0	0	1
LAND ROVER	0	0	0	10	0	0	0	10
LEXUS	0	0	1	0	0	0	0	1
MASERATI	0	0	0	1	0	0	0	1
MAZDA	0	0	0	1	0	0	0	1
MERCEDES-BENZ	1	1	0	7	0	0	0	9
MINI	2	0	0	0	0	0	0	2
MITSUBISHI	0	3	0	1	0	0	0	4
NISSAN	1	0	0	4	20	0	0	25
OPEL	0	0	0	2	0	0	0	2
PEUGEOT	1	0	0	0	0	0	0	1
RENAULT	1	0	0	5	0	0	0	6
SKODA	3	0	0	25	0	0	0	28
TOYOTA	2	0	5	5	0	0	0	12
VOLKSWAGEN	3	1	0	5	3	0	0	12
VOLVO	1	7	0	17	0	8	1	34
<b>Alls</b>	<b>55</b>	<b>17</b>	<b>6</b>	<b>118</b>	<b>23</b>	<b>8</b>	<b>1</b>	<b>228</b>

## Hópbifreiðar

	Dísel	Alls
MERCEDES-BENZ	10	10
VOLVO	2	2
YUTONG	1	1
<b>Alls</b>	<b>13</b>	<b>13</b>

## Sendibifreiðar

	Bensín	Dísel	Rafm.	Alls
CITROEN	0	1	0	1
DACIA	0	1	0	1
DODGE	0	1	0	1
FIAT	0	2	0	2
FORD	1	22	0	23
LAND ROVER	0	1	0	1
MERCEDES-BENZ	0	2	0	2
NISSAN	0	0	2	2

	Bensín	Dísel	Rafm.	Alls
OPEL	0	2	0	2
PEUGEOT	0	3	0	3
RENAULT	0	2	0	2
TOYOTA	0	1	0	1
VOLKSWAGEN	0	8	0	8
<b>Alls</b>	<b>1</b>	<b>46</b>	<b>2</b>	<b>49</b>

### Vörubifreiðar

	Bensín	Dísel	Alls
CHEVROLET	0	1	1
DODGE	0	2	2
FORD	0	2	2
MAN	0	3	3
MERCEDES-BENZ	1	9	10
SCANIA	0	4	4
VOLVO	0	3	3
<b>Alls</b>	<b>1</b>	<b>24</b>	<b>25</b>

### Vélsleðar

	Bensín	Alls
SKI-DOO	1	1
<b>Alls</b>	<b>1</b>	<b>1</b>

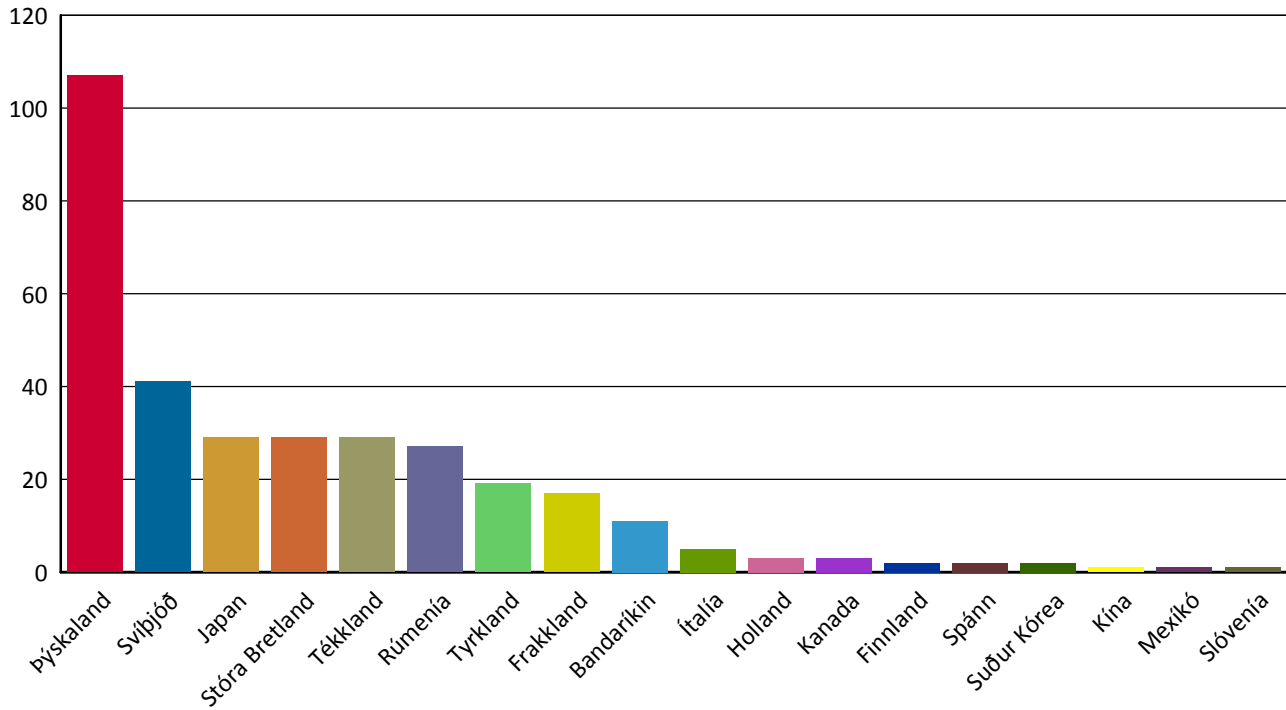
### Dráttarvélar

	Dísel	Alls
FENDT	2	2
JOHN DEERE	1	1
MASSEY FERGUSON	2	2
<b>Alls</b>	<b>5</b>	<b>5</b>

## Nýskráning notaðra ökutækja eftir framleiðslulöndum

Tímabil: 1.2.2017 - 28.2.2017

## Topp 20



	Fólksbifreiðar	Hópbifreiðar	Sendibifreiðar	Vörubifreiðar	Alls
Bandaríkin	5	0	1	3	9
Frakkland	9	0	6	0	15
Holland	0	0	0	3	3
Ítalía	3	0	2	0	5
Japan	28	0	1	0	29
Kanada	0	0	0	2	2
Kína	0	1	0	0	1
Mexíkó	1	0	0	0	1
Rúmenía	26	0	1	0	27
Spánn	0	0	2	0	2
Stóra Bretland	27	0	1	0	28
Suður Kórea	2	0	0	0	2
Svíþjóð	34	2	0	4	40
Tékkland	29	0	0	0	29
Tyrkland	19	0	0	0	19
Þýskaland	45	10	35	13	103
<b>Alls</b>	<b>228</b>	<b>13</b>	<b>49</b>	<b>25</b>	<b>315</b>

	Vélsleðar	Alls
Kanada	1	1
<b>Alls</b>	<b>1</b>	<b>1</b>

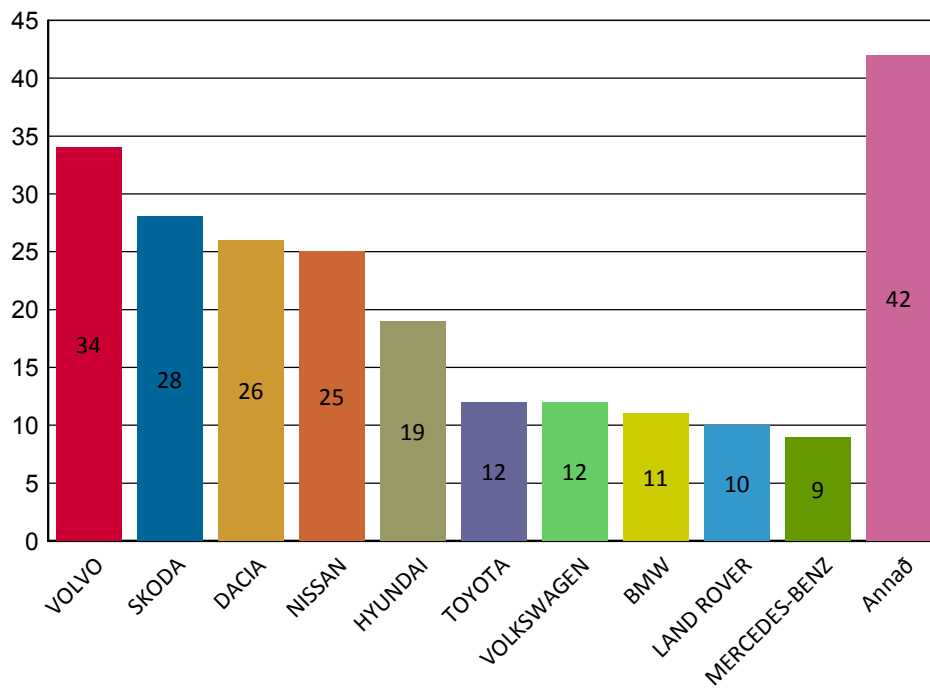
	Dráttarvélar	Eftirvagnar	Ferðavagnar	Alls
Bandaríkin	1	0	0	1
Finnland	0	1	0	1
Frakkland	2	0	0	2
Slóvenía	0	0	1	1
Stóra Bretland	0	1	0	1
Svíþjóð	0	1	0	1
Þýskaland	2	1	1	4
<b>Alls</b>	<b>5</b>	<b>4</b>	<b>2</b>	<b>11</b>

## Nýskráning notaðra ökutækja - Topp 10 fólksbifreiðar

Tímabil: 1.2.2017 - 28.2.2017

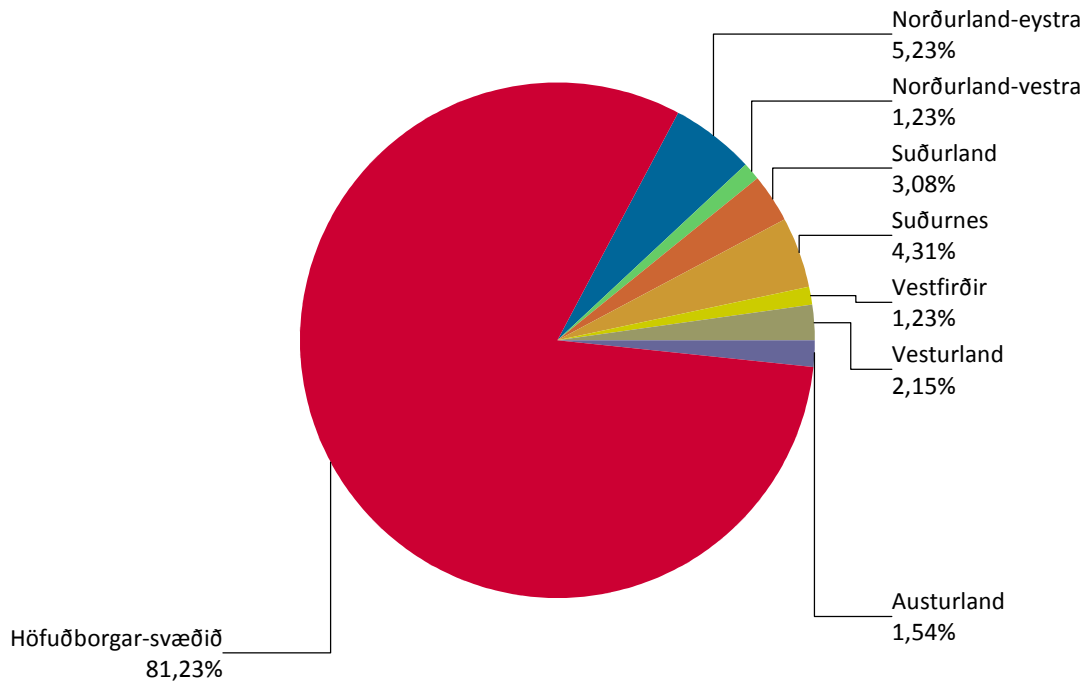
## Topp 10

Fólksbifreiðar	
VOLVO	34
SKODA	28
DACIA	26
NISSAN	25
HYUNDAI	19
TOYOTA	12
VOLKSWAGEN	12
BMW	11
LAND ROVER	10
MERCEDES-BENZ	9



## Nýskráning notaðra ökutækja eftir landshlutum

Dagsetning: 1.2.2017 - 28.2.2017



	Höfuðborgar-svæðið	Suðurnes	Vesturland	Vestfirðir	Norðurland-vestra	Norðurland-eystra	Austurland	Suðurland	Alls
Fólksbifreiðar	196	7	3	3	1	11	1	3	225
Hópbifreiðar	10	1	0	0	0	1	0	1	13
Sendibifreiðar	36	4	1	0	1	0	4	2	48
Vörubifreiðar	17	1	2	1	0	2	0	2	25
Vélsleðar	0	0	0	0	0	1	0	0	1
Dráttarvélar	1	0	0	0	2	1	0	1	5
Eftirvagnar	2	1	1	0	0	0	0	0	4
Ferðavagnar	2	0	0	0	0	0	0	0	2
<b>Alls</b>	<b>264</b>	<b>14</b>	<b>7</b>	<b>4</b>	<b>4</b>	<b>16</b>	<b>5</b>	<b>9</b>	<b>323</b>

	Höfuðborgar-svæðið	Suðurnes	Vesturland	Vestfirðir	Norðurland-vestra	Norðurland-eystra	Austurland	Suðurland	Alls
ADRIA	1	0	0	0	0	0	0	0	1
AUDI	3	0	0	0	1	1	0	0	5
BMW	8	0	0	0	0	1	0	1	10
CADILLAC	0	1	0	0	0	0	0	0	1
CHEVROLET	1	0	0	1	0	1	0	0	3
CITROEN	3	0	0	0	0	0	0	0	3
DACIA	26	1	0	0	0	0	0	0	27
DODGE	3	0	0	0	0	0	0	0	3
EDUARD	0	0	1	0	0	0	0	0	1
EKERI	0	1	0	0	0	0	0	0	1
FENDT	1	0	0	0	0	1	0	0	2
FIAT	2	1	0	0	0	0	0	0	3
FORD	24	0	0	1	0	0	1	2	28
HOBBY/FIAT	1	0	0	0	0	0	0	0	1
Hoenkhaus	1	0	0	0	0	0	0	0	1
HONDA	2	0	0	0	0	0	0	0	2
HYUNDAI	19	0	0	0	0	0	0	0	19
IFOR WILLIAMS	1	0	0	0	0	0	0	0	1

Heimilt er að birta einstaka niðurstöður úr þessari skýrslu ef heimilda er getið. Ekki er heimilt að afrita skýrsluna, hvorki að hluta né í heild sinni, til dreifingar.

	Höfuðborgar -svæðið	Suðurnes	Vesturland	Vestfirðir	Norðurland- vestra	Norðurland- eystra	Austurland	Suðurland	Alls
JAGUAR	1	0	0	0	0	0	0	0	1
JAGUAR LAND ROVER LI	0	0	0	0	0	0	1	0	1
JEEP	3	0	0	0	0	0	0	0	3
JOHN DEERE	0	0	0	0	1	1	0	0	2
KIA	1	0	0	0	0	0	0	0	1
LAND ROVER	10	0	0	0	0	0	0	0	10
LEXUS	1	0	0	0	0	0	0	0	1
MAN	2	0	0	0	0	0	0	1	3
MASERATI	1	0	0	0	0	0	0	0	1
MASSEY FERGUSON	0	0	0	0	1	0	0	1	2
MAZDA	1	0	0	0	0	0	0	0	1
MERCEDES-BENZ	24	1	2	0	0	1	0	3	31
MINI	2	0	0	0	0	0	0	0	2
MITSUBISHI	1	1	0	2	0	0	0	0	4
NISSAN	24	0	2	0	0	0	1	0	27
OPEL	3	1	0	0	0	0	0	0	4
PEUGEOT	2	1	0	0	0	0	1	0	4
RENAULT	7	1	0	0	0	0	0	0	8
SCANIA	3	0	0	0	0	1	0	0	4
SKI-DOO	0	0	0	0	0	1	0	0	1
SKODA	25	0	0	0	0	2	0	1	28
TABBERT	1	0	0	0	0	0	0	0	1
TOYOTA	10	3	0	0	0	0	0	0	13
VALTRA	0	0	0	0	0	0	0	1	1
VOLKSWAGEN	16	1	0	0	1	0	1	0	19
VOLVO	29	1	2	0	0	7	0	0	39
YUTONG	1	0	0	0	0	0	0	0	1
<b>Alls</b>	<b>264</b>	<b>14</b>	<b>7</b>	<b>4</b>	<b>4</b>	<b>17</b>	<b>5</b>	<b>10</b>	<b>325</b>