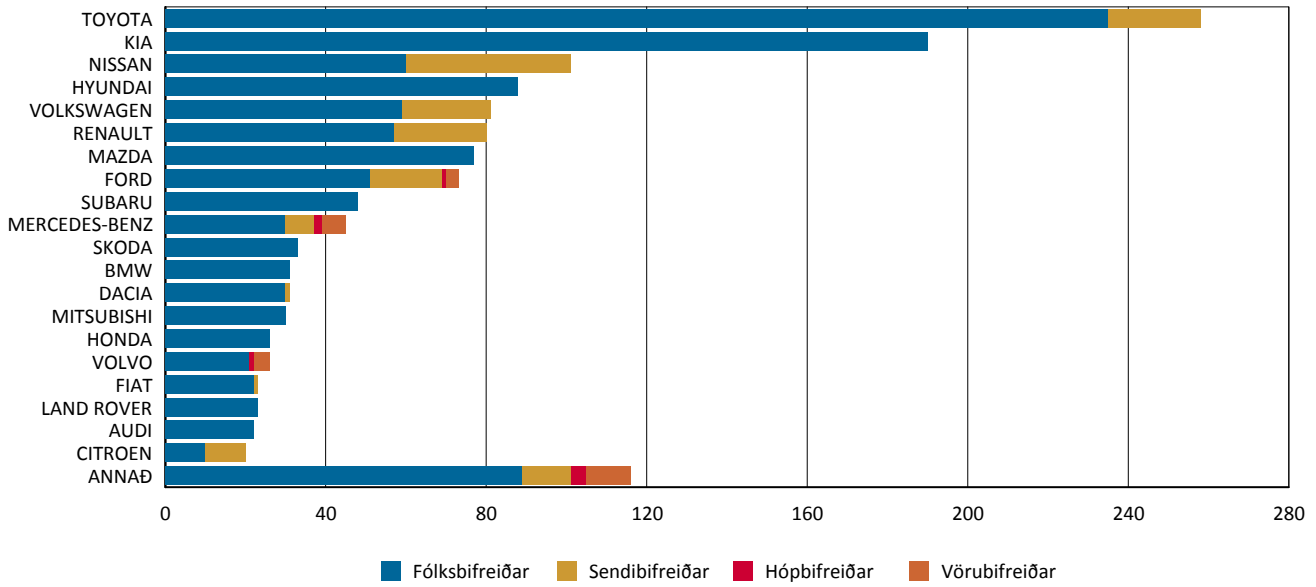


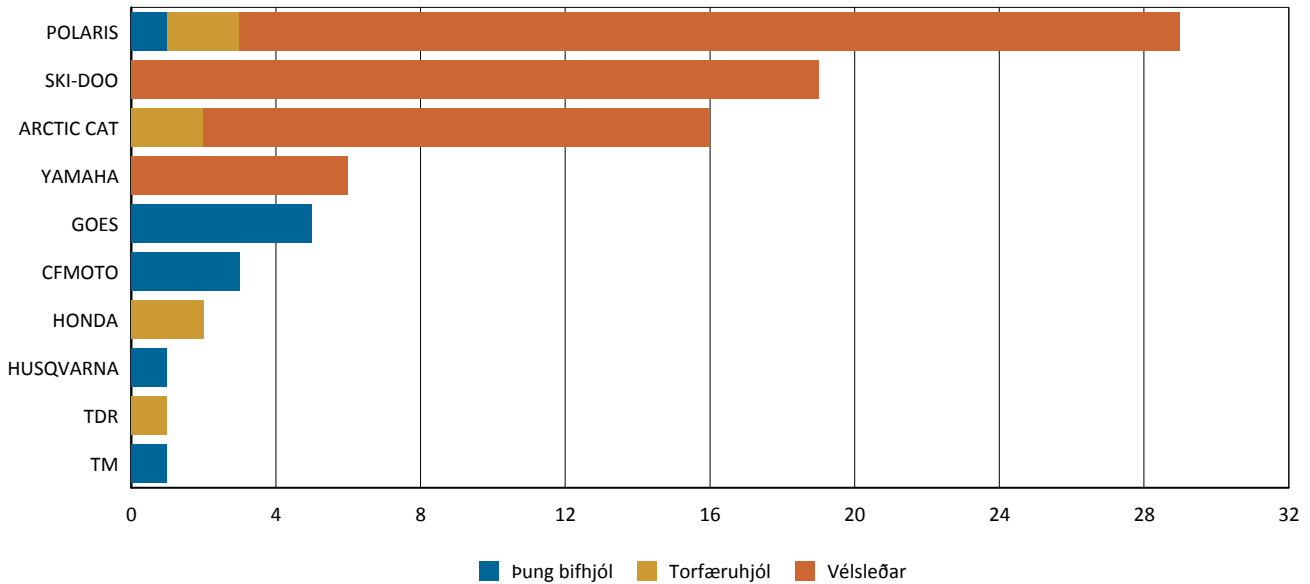
Nýskráning nýrra ökutæki eftir tegund

Tímabil: 1.1.2017 - 31.1.2017

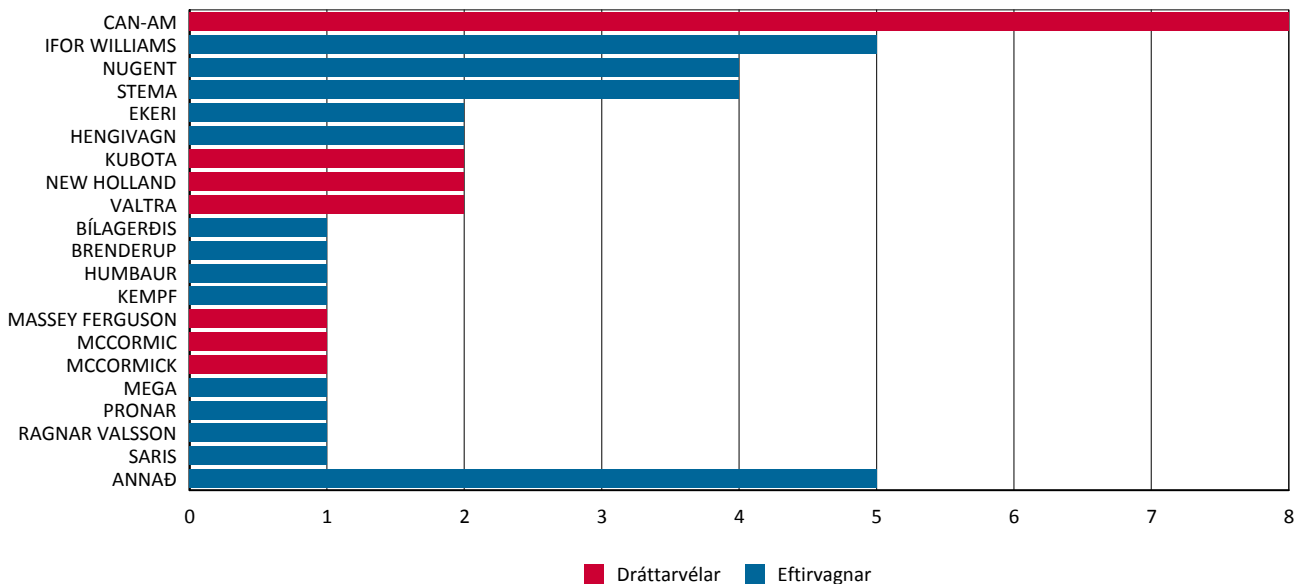
Topp 20



Topp 20



Topp 20

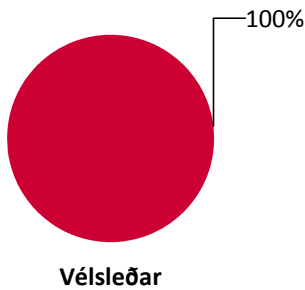
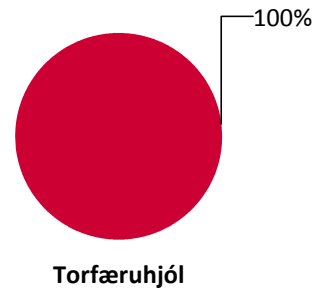
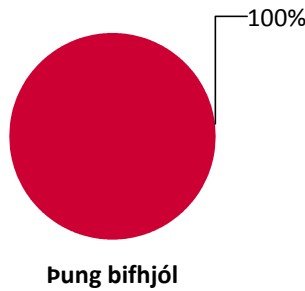
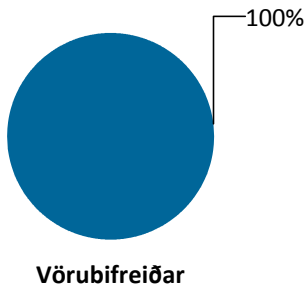
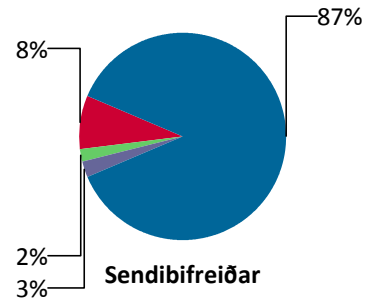
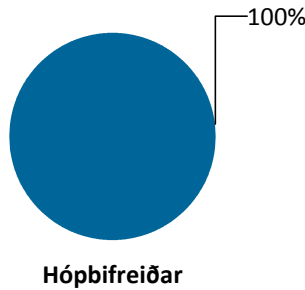
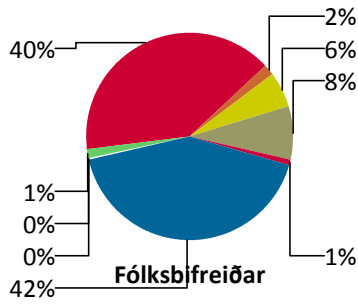
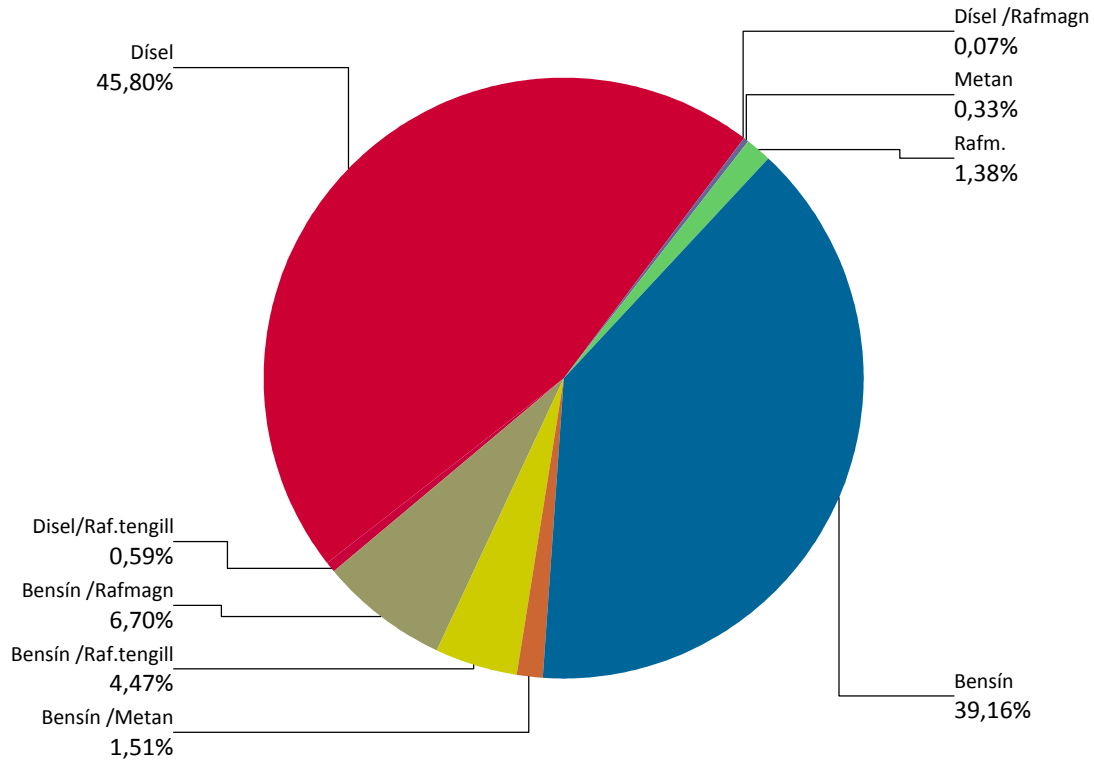


	Fólksbífreiddar	Hópbífreiddar	Sendibífreiddar	Vörubífreiddar	Alls
AUDI	22	0	0	0	22
BMW	31	0	0	0	31
CADILLAC	0	0	1	0	1
CHEVROLET	5	0	0	0	5
CITROEN	10	0	10	0	20
DACIA	30	0	1	0	31
DFSK	0	0	2	0	2
DODGE	2	0	0	0	2
FIAT	22	0	1	0	23
FORD	51	1	18	3	73
GMC	0	0	0	3	3
HONDA	26	0	0	0	26
HYUNDAI	88	0	0	0	88
ISUZU	0	0	1	0	1
IVECO	0	0	1	1	2
JEEP	3	0	0	0	3
KIA	190	0	0	0	190
LAND ROVER	23	0	0	0	23
LEXUS	4	0	0	0	4
MAN	0	0	0	4	4
MAZDA	77	0	0	0	77
MERCEDES-BENZ	30	2	7	6	45
MITSUBISHI	30	0	0	0	30
NISSAN	60	0	41	0	101
OPEL	10	0	6	0	16
PEUGEOT	19	0	1	0	20
POLARIS	1	0	0	0	1
PORSCHE	15	0	0	0	15
RENAULT	57	0	23	0	80
SCANIA	0	0	0	2	2
SCHMITZ	0	0	0	1	1
SKODA	33	0	0	0	33
SSANGYONG	16	0	0	0	16
SUBARU	48	0	0	0	48
SUZUKI	14	0	0	0	14
TOYOTA	235	0	23	0	258
VDL	0	4	0	0	4
VOLKSWAGEN	59	0	22	0	81
VOLVO	21	1	0	4	26
Alls	1.232	8	158	24	1.422
	Pung bífhjól	Torfæruhjól	Vélsleðar	Alls	
ARCTIC CAT	0	2	14	16	
CFMOTO	3	0	0	3	
GOES	5	0	0	5	
HONDA	0	2	0	2	
HUSQVARNA	1	0	0	1	
POLARIS	1	2	26	29	
SKI-DOO	0	0	19	19	
TDR	0	1	0	1	
TM	1	0	0	1	
YAMAHA	0	0	6	6	
Alls	11	7	65	83	

	Dráttarvélar	Eftirvagnar	Alls
BÍLAGERÐIS	0	1	1
BRENDERUP	0	1	1
CAN-AM	8	0	8
EKERI	0	2	2
HENGIVAGN	0	2	2
HUMBAUR	0	1	1
IFOR WILLIAMS	0	5	5
KEMPF	0	1	1
KUBOTA	2	0	2
MASSEY FERGUSON	1	0	1
MCCORMIC	1	0	1
MCCORMICK	1	0	1
MEGA	0	1	1
NEW HOLLAND	2	0	2
NUGENT	0	4	4
PRONAR	0	1	1
RAGNAR VALSSON	0	1	1
SARIS	0	1	1
STEMA	0	4	4
UNSINN TRAILER	0	1	1
V & Þ	0	1	1
V OG Þ	0	1	1
VALTRA	2	0	2
VÍKURVAGNAR	0	1	1
WECKMAN	0	1	1
Alls	17	30	47

Nýskráning nýrra ökutækja eftir orkugjafa

Dagsetning: 1.1.2017 - 31.1.2017



Fólksbifreiðar

	Bensín	Bensín /Metan	Bensín /Raf.ten	Bensín /Rafmag	Dísel	Metan	Rafm.	Dísel/Ra f.tengill	Dísel /Rafmag	Alls
AUDI	4	0	3	0	6	0	0	9	0	22
BMW	1	0	14	0	16	0	0	0	0	31
CHEVROLET	5	0	0	0	0	0	0	0	0	5
CITROEN	4	0	0	0	6	0	0	0	0	10
DACIA	0	0	0	0	30	0	0	0	0	30
DODGE	2	0	0	0	0	0	0	0	0	2
FIAT	15	0	0	0	7	0	0	0	0	22
FORD	32	0	0	0	19	0	0	0	0	51
HONDA	23	0	0	0	3	0	0	0	0	26
HYUNDAI	51	0	0	0	37	0	0	0	0	88
JEEP	0	0	0	0	3	0	0	0	0	3
KIA	64	0	1	18	105	0	2	0	0	190
LAND ROVER	0	0	0	0	23	0	0	0	0	23
LEXUS	0	0	0	4	0	0	0	0	0	4
MAZDA	73	0	0	0	4	0	0	0	0	77
MERCEDES-BENZ	5	0	5	0	16	0	3	0	1	30
MITSUBISHI	2	0	21	0	7	0	0	0	0	30
NISSAN	9	0	0	0	39	0	12	0	0	60
OPEL	7	0	0	0	3	0	0	0	0	10
PEUGEOT	11	0	0	0	8	0	0	0	0	19
POLARIS	1	0	0	0	0	0	0	0	0	1
PORSCHE	1	0	8	0	6	0	0	0	0	15
RENAULT	10	0	0	0	47	0	0	0	0	57
SKODA	5	9	0	0	19	0	0	0	0	33
SSANGYONG	0	0	0	0	16	0	0	0	0	16
SUBARU	41	0	0	0	7	0	0	0	0	48
SUZUKI	14	0	0	0	0	0	0	0	0	14
TOYOTA	97	0	0	80	58	0	0	0	0	235
VOLKSWAGEN	15	14	10	0	18	1	1	0	0	59
VOLVO	0	0	6	0	15	0	0	0	0	21
Alls	492	23	68	102	518	1	18	9	1	1.232

Hópbifreiðar

	Dísel	Alls
FORD	1	1
MERCEDES-BENZ	2	2
VDL	4	4
VOLVO	1	1
Alls	8	8

Sendibifreiðar

	Bensín	Dísel	Metan	Rafm.	Alls
CADILLAC	1	0	0	0	1
CITROEN	0	10	0	0	10
DACIA	0	1	0	0	1
DFSK	2	0	0	0	2
FIAT	0	1	0	0	1
FORD	2	16	0	0	18
ISUZU	0	1	0	0	1

	Bensín	Dísel	Metan	Rafm.	Alls
IVECO	0	1	0	0	1
MERCEDES-BENZ	0	7	0	0	7
NISSAN	0	38	0	3	41
OPEL	0	6	0	0	6
PEUGEOT	0	1	0	0	1
RENAULT	1	22	0	0	23
TOYOTA	0	23	0	0	23
VOLKSWAGEN	7	11	4	0	22
Alls	13	138	4	3	158

Vörubifreiðar

	Dísel	Alls
FORD	3	3
GMC	3	3
IVECO	1	1
MAN	4	4
MERCEDES-BENZ	6	6
SCANIA	2	2
SCHMITZ	1	1
VOLVO	4	4
Alls	24	24

Pung bifhjól

	Bensín	Alls
CFMOTO	3	3
GOES	5	5
HUSQVARNA	1	1
POLARIS	1	1
TM	1	1
Alls	11	11

Torfæruhjól

	Bensín	Alls
ARCTIC CAT	2	2
HONDA	2	2
POLARIS	2	2
TDR	1	1
Alls	7	7

Vélsleðar

	Bensín	Alls
ARCTIC CAT	14	14
POLARIS	26	26
SKI-DOO	19	19
YAMAHA	6	6
Alls	65	65

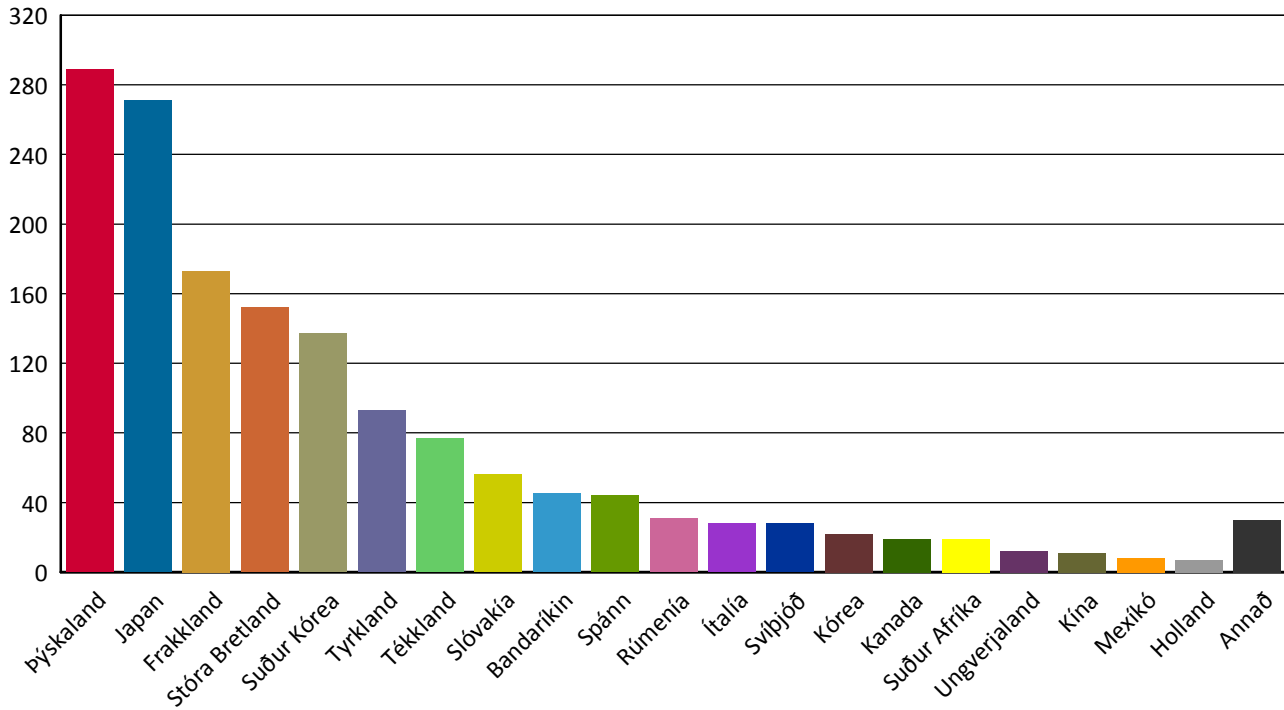
Dráttarvélar

	Bensín	Dísel	Alls
CAN-AM	8	0	8
KUBOTA	0	2	2
MASSEY FERGUSON	0	1	1
MCCORMIC	0	1	1
MCCORMICK	0	1	1
NEW HOLLAND	0	2	2
VALTRA	0	2	2
Alls	8	9	17

Nýskráning nýrra ökutækja eftir framleiðslulöndum

Tímabil: 1.1.2017 - 31.1.2017

Topp 20



	Fólksbifreiðar	Hópbifreiðar	Sendibifreiðar	Vörubifreiðar	Alls
Afganistan	1	0	0	0	1
Bandaríkin	16	0	1	6	23
Belgía	2	0	4	0	6
Frakkland	138	0	34	0	172
Holland	0	4	0	0	4
Indland	7	0	0	0	7
Ítalía	22	0	2	1	25
Japan	264	0	0	0	264
Kína	0	0	2	0	2
Kórea	22	0	0	0	22
Rúmenía	30	0	1	0	31
Slóvakía	56	0	0	0	56
Spánn	2	0	41	0	43
Stóra Bretland	116	0	0	0	116
Suður Afríka	0	0	19	0	19
Suður Kórea	137	0	0	0	137
Sviss	1	0	0	0	1
Svíþjóð	21	1	0	6	28
Taíland	0	0	1	0	1
Tékkland	77	0	0	0	77
Tyrkland	93	0	0	0	93
Ungverjaland	12	0	0	0	12
Þýskaland	215	3	53	11	282
Alls	1.232	8	158	24	1.422

	Pung bírhjól	Torfæruhjól	Vélsleðar	Alls
Austurríki	1	0	0	1
Bandaríkin	1	5	16	22
Ítalía	1	0	0	1
Japan	0	1	4	5
Kanada	0	0	19	19

Heimilt er að birta einstaka niðurstöður úr þessari skýrslu ef heimilda er getið. Ekki er heimilt að afrita skýrsluna, hvorki að hluta né í heild sinni, til dreifingar.

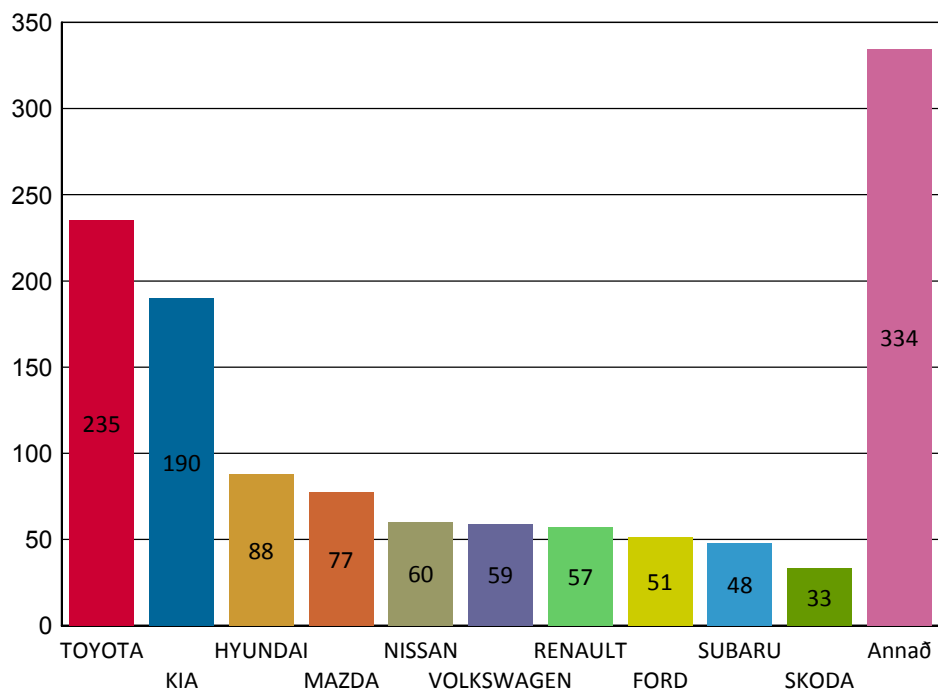
	Þung bifhjól	Torfæruhjól	Vélsleðar	Alls
Kína	8	1	0	9
Stóra Bretland	0	0	26	26
Alls	11	7	65	83
	Dráttarvélar	Eftirvagnar	Alls	
Danmörk	0	1	1	
Finnland	2	3	5	
Frakkland	1	0	1	
Holland	2	1	3	
Ísland	0	7	7	
Ítalía	1	1	2	
Japan	2	0	2	
Mexikó	8	0	8	
Spánn	0	1	1	
Stóra Bretland	1	9	10	
Þýskaland	0	7	7	
Alls	17	30	47	

Nýskráning nýrra ökutækja - Topp 10 fólksbifreiðar

Tímabil: 1.1.2017 - 31.1.2017

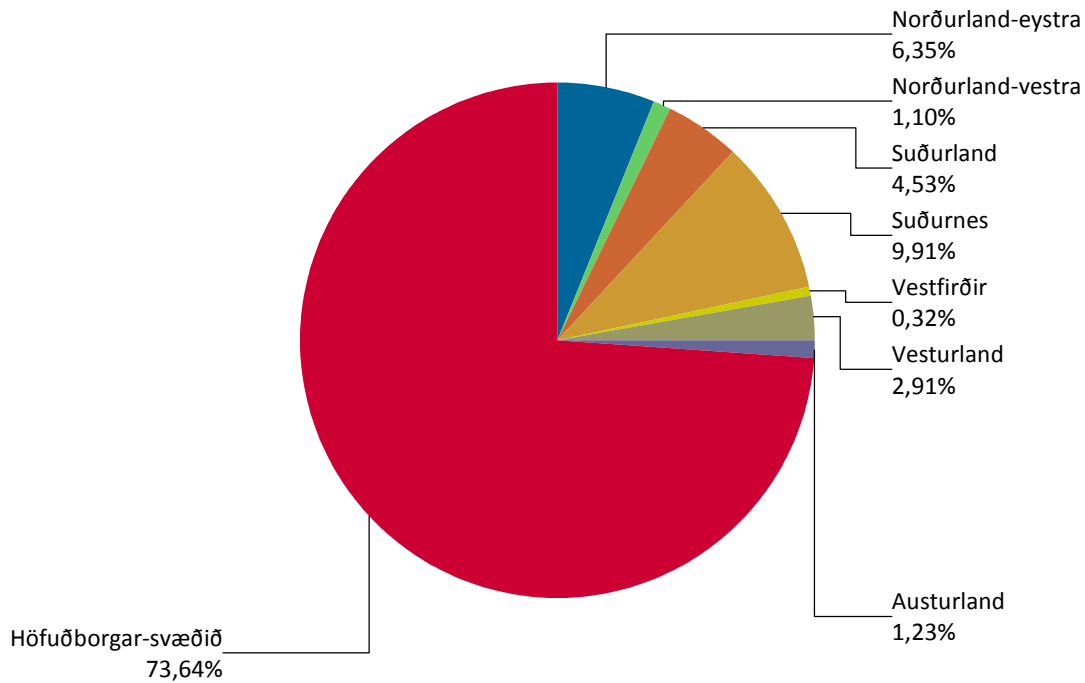
Topp 10

Fólksbifreiðar	
TOYOTA	235
KIA	190
HYUNDAI	88
MAZDA	77
NISSAN	60
VOLKSWAGEN	59
RENAULT	57
FORD	51
SUBARU	48
SKODA	33



Nýskráning nýrra ökutækja eftir landshlutum

Dagsetning: 1.1.2017 - 31.1.2017



	Höfuðborgar-svæðið	Suðurnes	Vesturland	Vestfirðir	Norðurland-vestra	Norðurland-eystra	Austurland	Suðurland	Alls
Fólksbifreiðar	923	113	35	3	10	74	10	57	1.225
Hópbifreiðar	7	0	0	0	0	1	0	0	8
Sendibifreiðar	109	32	5	0	2	1	2	6	157
Vörubifreiðar	15	2	0	1	1	5	0	0	24
Þung bifhjól	3	1	0	0	0	3	2	2	11
Torfæruhjól	4	0	1	0	0	0	1	1	7
Vélsleðar	45	2	3	1	0	12	1	1	65
Dráttarvélar	13	0	0	0	0	1	2	1	17
Eftirvagnar	18	3	1	0	4	1	1	2	30
Alls	1.137	153	45	5	17	98	19	70	1.544

	Höfuðborgar-svæðið	Suðurnes	Vesturland	Vestfirðir	Norðurland-vestra	Norðurland-eystra	Austurland	Suðurland	Alls
ARCTIC CAT	6	1	3	1	0	4	1	0	16
AUDI	19	1	0	0	0	1	0	0	21
BÍLAGERÐIS	0	0	0	0	1	0	0	0	1
BMW	23	4	1	0	0	1	0	2	31
BRENDERUP	0	0	0	0	1	0	0	0	1
CADILLAC	1	0	0	0	0	0	0	0	1
CAN-AM	8	0	0	0	0	0	0	0	8
CFMOTO	0	1	0	0	0	1	1	0	3
CHEVROLET	4	0	0	0	0	0	0	1	5
CITROEN	18	2	0	0	0	0	0	0	20
DACIA	9	12	3	0	0	1	3	3	31
DFSK	2	0	0	0	0	0	0	0	2
DODGE	1	0	0	0	0	1	0	0	2
EKERI	2	0	0	0	0	0	0	0	2
FIAT	22	1	0	0	0	0	0	0	23
FORD	60	2	1	0	0	1	1	7	72
GMC	0	0	0	0	0	3	0	0	3

Heimilt er að birta einstaka niðurstöður úr þessari skýrslu ef heimilda er getið. Ekki er heimilt að afrita skýrsluna, hvorki að hluta né í heild sinni, til dreifingar.

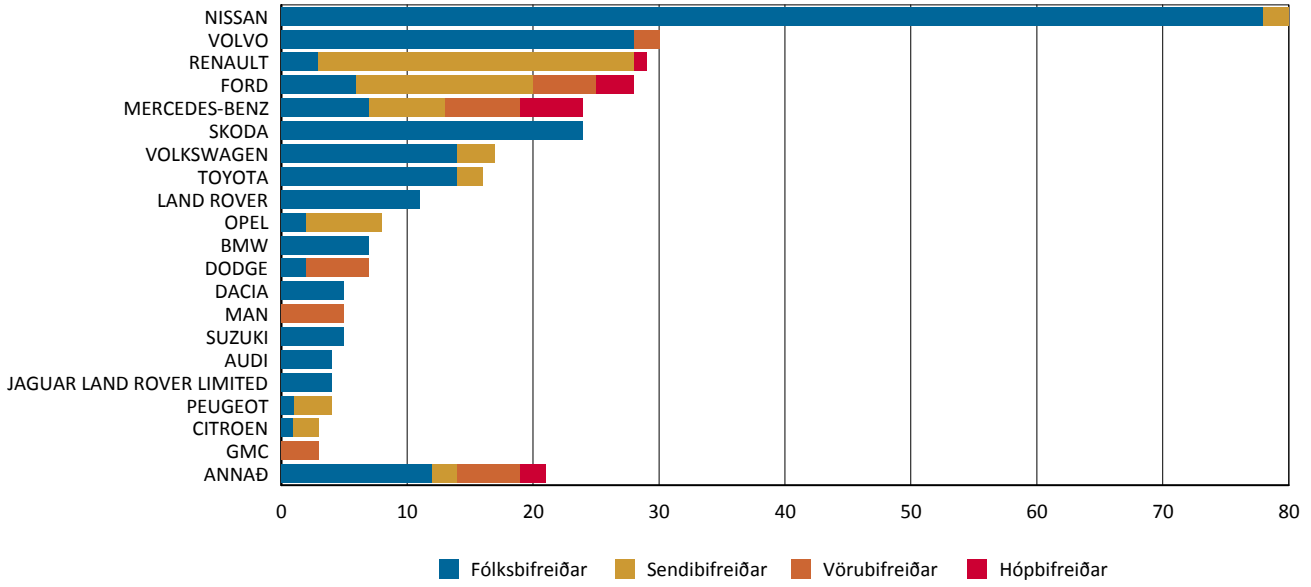
	Höfuðborgar -svæðið	Suðurnes	Vesturland	Vestfirðir	Norðurland- vestra	Norðurland- eystra	Austurland	Suðurland	Alls
GOES	0	0	0	0	0	2	1	2	5
HENGIVAGN	1	1	0	0	0	0	0	0	2
HONDA	20	2	3	0	0	0	1	2	28
HUMBAUR	1	0	0	0	0	0	0	0	1
HUSQVARNA	1	0	0	0	0	0	0	0	1
HYUNDAI	63	10	3	0	0	5	0	7	88
IFOR WILLIAMS	4	0	0	0	0	0	0	1	5
ISUZU	0	0	1	0	0	0	0	0	1
IVECO	2	0	0	0	0	0	0	0	2
JEEP	3	0	0	0	0	0	0	0	3
KEMPF	1	0	0	0	0	0	0	0	1
KIA	134	29	3	0	2	17	0	5	190
KUBOTA	0	0	0	0	0	0	1	1	2
LAND ROVER	14	6	1	0	1	0	0	0	22
LEXUS	3	0	0	0	0	0	0	1	4
MAN	1	1	0	1	1	0	0	0	4
MASSEY FERGUSON	0	0	0	0	0	0	1	0	1
MAZDA	65	3	3	0	1	4	1	0	77
MCCORMIC	1	0	0	0	0	0	0	0	1
MCCORMICK	1	0	0	0	0	0	0	0	1
MEGA	0	1	0	0	0	0	0	0	1
MERCEDES-BENZ	37	1	2	0	1	4	0	0	45
MITSUBISHI	18	1	0	0	0	4	4	2	29
NEW HOLLAND	2	0	0	0	0	0	0	0	2
NISSAN	62	29	2	0	1	4	0	3	101
NUGENT	2	0	1	0	0	1	0	0	4
OPEL	13	1	0	0	0	0	1	1	16
PEUGEOT	16	1	0	0	0	1	0	2	20
POLARIS	24	1	1	0	1	2	0	1	30
PORSCHE	13	0	1	0	0	0	0	0	14
PRONAR	0	0	0	0	0	0	0	1	1
RAGNAR VALSSON	0	0	0	0	1	0	0	0	1
RENAULT	63	10	2	0	0	1	0	4	80
SARIS	1	0	0	0	0	0	0	0	1
SCANIA	2	0	0	0	0	0	0	0	2
SCHMITZ	1	0	0	0	0	0	0	0	1
SKI-DOO	16	0	0	0	0	3	0	0	19
SKODA	28	1	0	0	0	1	0	3	33
SSANGYONG	12	1	0	0	0	1	0	2	16
STEMA	2	0	0	0	1	0	1	0	4
SUBARU	38	0	3	0	0	4	0	2	47
SUZUKI	10	1	1	0	0	1	0	1	14
TDR	1	0	0	0	0	0	0	0	1
TM	1	0	0	0	0	0	0	0	1
TOYOTA	184	19	6	2	4	24	2	15	256
UNSINN TRAILER	0	1	0	0	0	0	0	0	1
V & P	1	0	0	0	0	0	0	0	1
V OG P	1	0	0	0	0	0	0	0	1
VALTRA	1	0	0	0	0	1	0	0	2
VDL	4	0	0	0	0	0	0	0	4
VÍKURVAGNAR	1	0	0	0	0	0	0	0	1
VOLKSWAGEN	67	7	3	1	1	1	0	1	81
VOLVO	22	2	1	0	0	1	0	0	26

	Höfuðborgar -svæðið	Suðurnes	Vesturland	Vestfirðir	Norðurland- vestra	Norðurland- eystra	Austurland	Suðurland	Alls
WECKMAN	1	0	0	0	0	0	0	0	1
YAMAHA	3	0	0	0	0	3	0	0	6
Alls	1.137	153	45	5	17	98	19	70	1.544

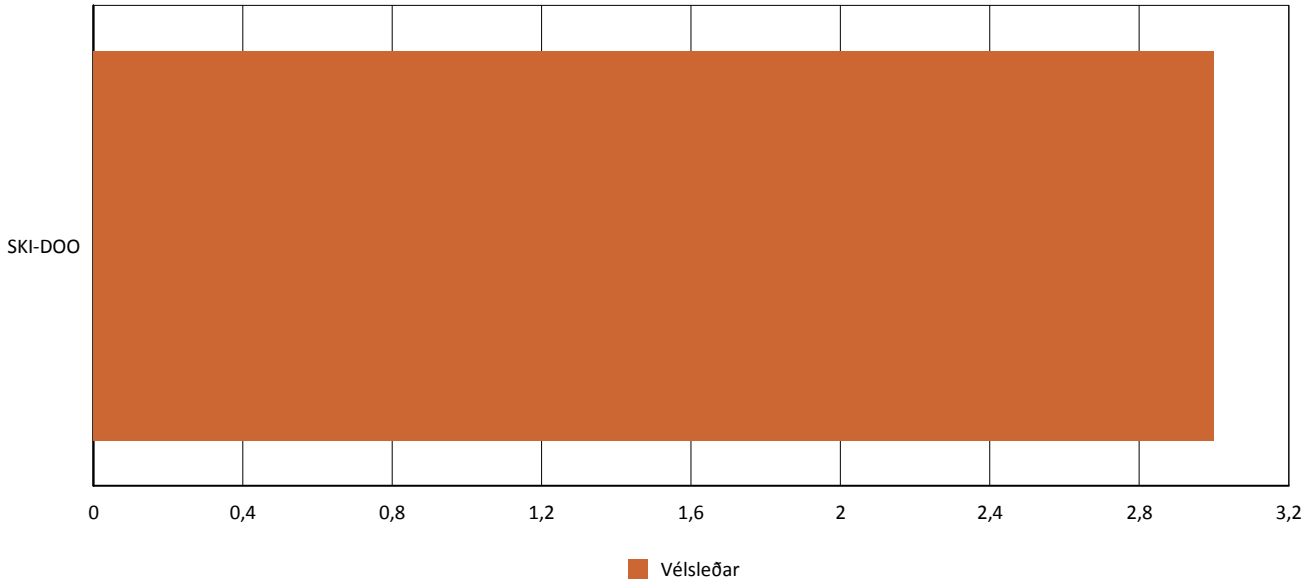
Nýskráning notaðra ökutæki eftir tegund

Tímabil: 1.1.2017 - 31.1.2017

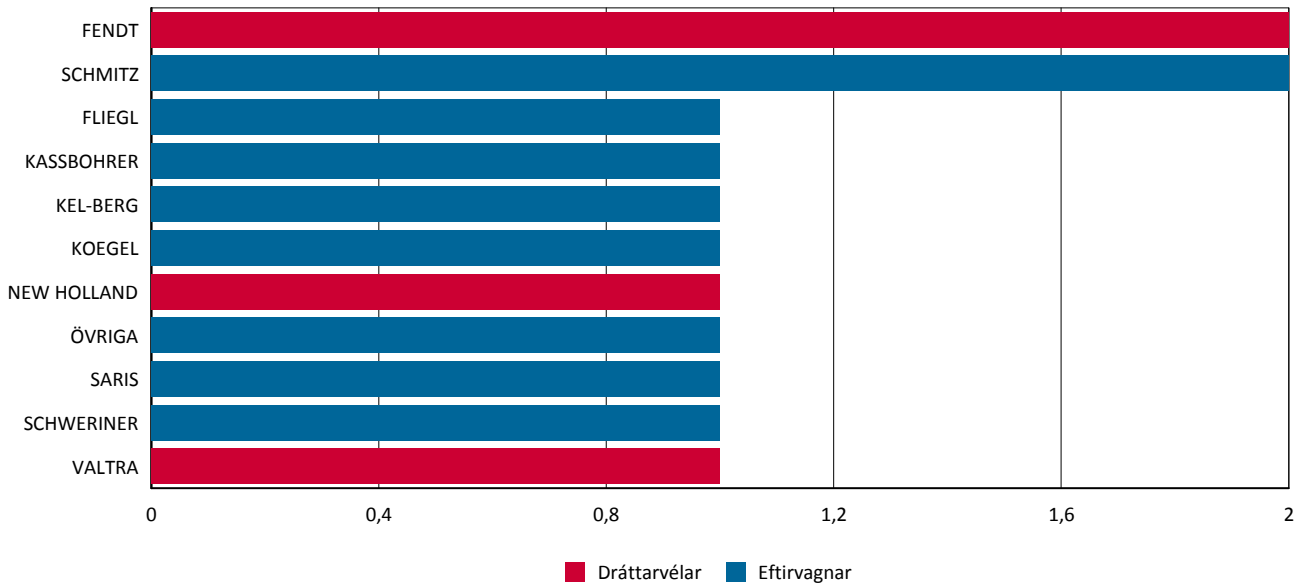
Topp 20



Topp 20



Topp 20



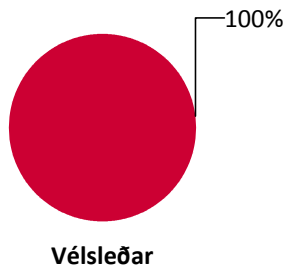
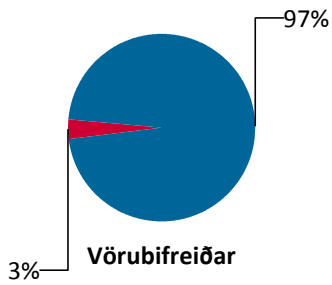
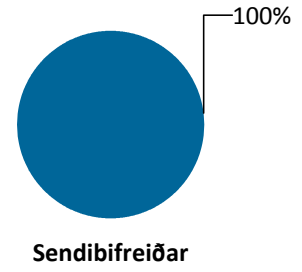
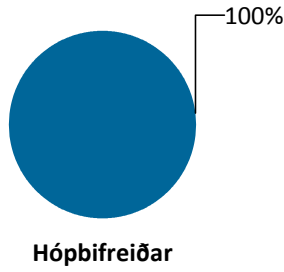
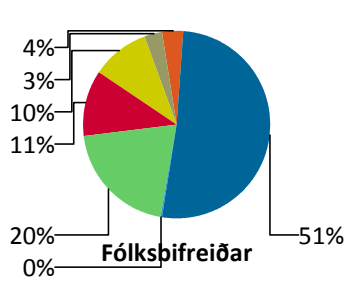
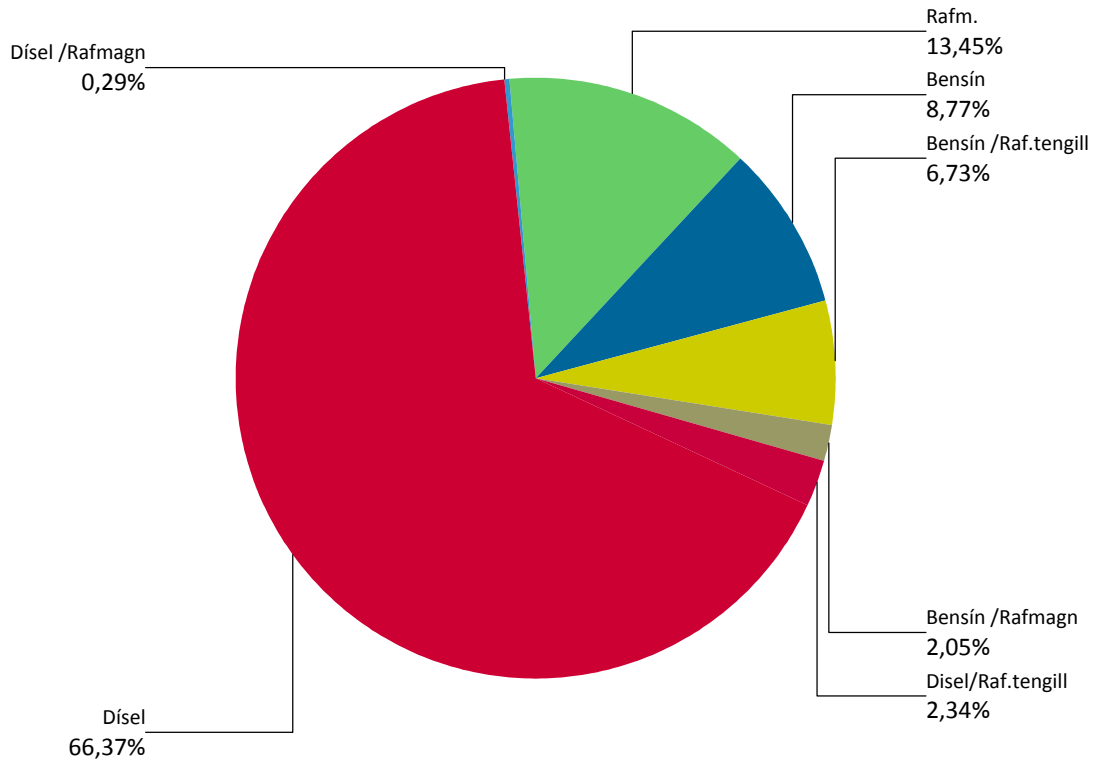
	Fólksbifreiðar	Hópbifreiðar	Sendibifreiðar	Vörubifreiðar	Alls
AUDI	4	0	0	0	4
BLUCAMP	1	0	0	0	1
BMW	7	0	0	0	7
BMW I	2	0	0	0	2
CADILLAC	1	0	0	0	1
CITROEN	1	0	2	0	3
DACIA	5	0	0	0	5
DODGE	2	0	0	5	7
FIAT	0	0	1	0	1
FORD	6	3	14	5	28
GMC	0	0	0	3	3
HYUNDAI	1	0	0	0	1
IVECO	0	1	1	1	3
JAGUAR LAND ROVER	4	0	0	0	4
JEEP	2	0	0	0	2
LAND ROVER	11	0	0	0	11
LIEBHERR	0	0	0	1	1
MAN	0	0	0	5	5
MERCEDES-BENZ	7	5	6	6	24
MINI	1	0	0	0	1
MITSUBISHI	3	0	0	0	3
NISSAN	78	0	2	0	80
OPEL	2	0	6	0	8
PEUGEOT	1	0	3	0	4
RENAULT	3	1	25	0	29
SCANIA	0	0	0	3	3
SEAT	1	0	0	0	1
SETRA	0	1	0	0	1
SKODA	24	0	0	0	24
SUZUKI	5	0	0	0	5
TOYOTA	14	0	2	0	16
VOLKSWAGEN	14	0	3	0	17
VOLVO	28	0	0	2	30
Alls	228	11	65	31	335

	Vélsleðar	Alls
SKI-DOO	3	3
Alls	3	3

	Dráttarvélur	Eftirvagnar	Alls
FENDT	2	0	2
FLIEGL	0	1	1
KASSBOHRER	0	1	1
KEL-BERG	0	1	1
KOEGEL	0	1	1
NEW HOLLAND	1	0	1
SARIS	0	1	1
SCHMITZ	0	2	2
SCHWERINER	0	1	1
VALTRA	1	0	1
ÖVRIGA	0	1	1
Alls	4	9	13

Nýskráning notaðra ökutækja eftir orkugjafa

Dagsetning: 1.1.2017 - 31.1.2017



- Bensín
- Bensín /Raf.tengill
- Bensín /Rafmagn
- Dísel/Raf.tengill
- Dísel
- Dísel /Rafmagn
- Rafm.

Fólksbifreiðar

	Bensín	Bensín	Bensín	Dísel	Rafm.	Dísel/Ra	Dísel	Alls
	/Raf.ten	/Rafmag				f.tengill	/Rafmag	
AUDI	0	0	0	4	0	0	0	4
BLUCAMP	0	0	0	1	0	0	0	1
BMW	0	2	0	5	0	0	0	7
BMW I	0	1	0	0	1	0	0	2
CADILLAC	1	0	0	0	0	0	0	1
CITROEN	0	0	0	1	0	0	0	1
DACIA	4	0	0	1	0	0	0	5
DODGE	2	0	0	0	0	0	0	2
FORD	2	1	0	3	0	0	0	6
HYUNDAI	0	0	0	1	0	0	0	1
JAGUAR LAND ROVE	0	0	0	4	0	0	0	4
JEEP	0	0	0	2	0	0	0	2
LAND ROVER	1	0	0	10	0	0	0	11
MERCEDES-BENZ	0	0	0	6	1	0	0	7
MINI	1	0	0	0	0	0	0	1
MITSUBISHI	0	2	0	1	0	0	0	3
NISSAN	1	0	0	35	42	0	0	78
OPEL	1	0	0	1	0	0	0	2
PEUGEOT	0	0	0	0	0	0	1	1
RENAULT	0	0	0	3	0	0	0	3
SEAT	0	0	0	1	0	0	0	1
SKODA	4	0	0	20	0	0	0	24
SUZUKI	5	0	0	0	0	0	0	5
TOYOTA	2	0	7	5	0	0	0	14
VOLKSWAGEN	1	6	0	5	2	0	0	14
VOLVO	1	11	0	8	0	8	0	28
Alls	26	23	7	117	46	8	1	228

Hópbifreiðar

	Dísel	Alls
FORD	3	3
IVECO	1	1
MERCEDES-BENZ	5	5
RENAULT	1	1
SETRA	1	1
Alls	11	11

Sendibifreiðar

	Dísel	Alls
CITROEN	2	2
FIAT	1	1
FORD	14	14
IVECO	1	1
MERCEDES-BENZ	6	6
NISSAN	2	2
OPEL	6	6
PEUGEOT	3	3
RENAULT	25	25
TOYOTA	2	2

	Dísel	Alls
VOLKSWAGEN	3	3
Alls	65	65

Vörubifreiðar

	Bensín	Dísel	Alls
DODGE	0	5	5
FORD	1	4	5
GMC	0	3	3
IVECO	0	1	1
LIEBHERR	0	1	1
MAN	0	5	5
MERCEDES-BENZ	0	6	6
SCANIA	0	3	3
VOLVO	0	2	2
Alls	1	30	31

Vélsleðar

	Bensín	Alls
SKI-DOO	3	3
Alls	3	3

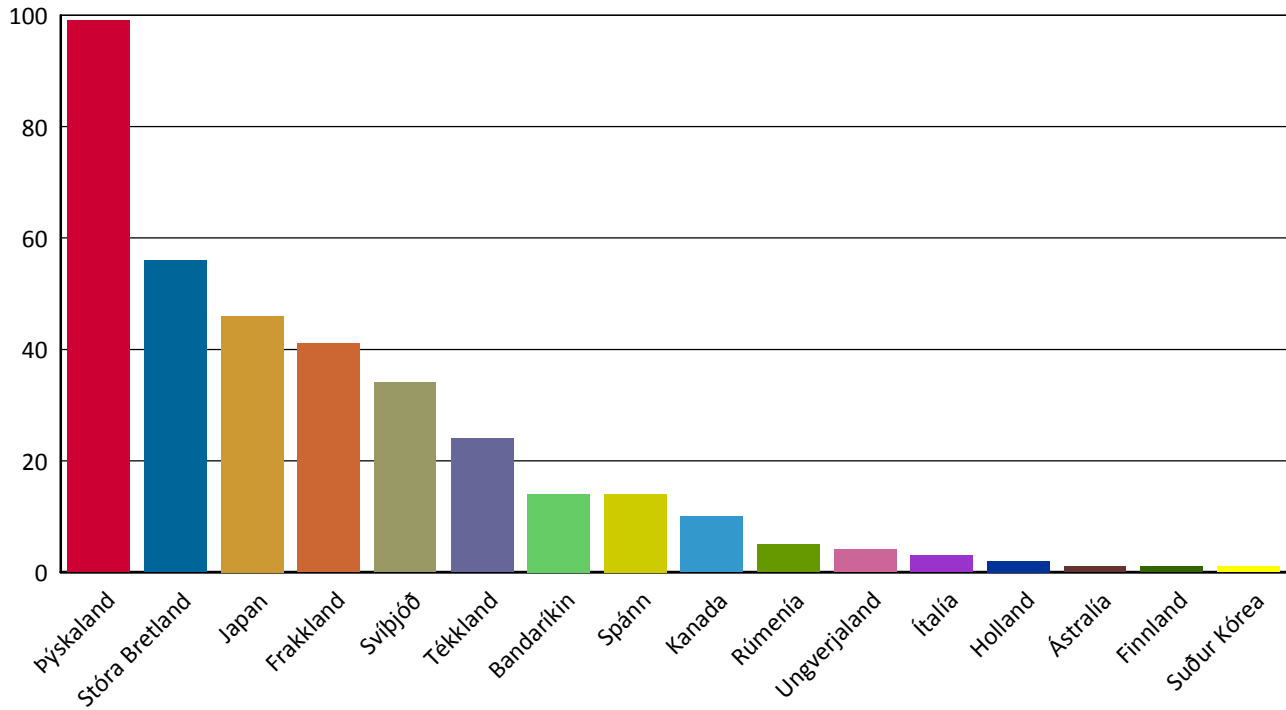
Dráttarvélur

	Dísel	Alls
FENDT	2	2
NEW HOLLAND	1	1
VALTRA	1	1
Alls	4	4

Nýskráning notaðra ökutækja eftir framleiðslulöndum

Tímabil: 1.1.2017 - 31.1.2017

Topp 20



	Fólksbifreiðar	Hópbifreiðar	Sendibifreiðar	Vörubifreiðar	Alls
Ástralía	0	0	1	0	1
Bandaríkin	6	0	0	8	14
Frakkland	5	2	32	0	39
Ítalía	1	0	2	0	3
Japan	44	0	2	0	46
Kanada	2	0	0	5	7
Rúmenía	5	0	0	0	5
Spánn	11	0	2	0	13
Stóra Bretland	55	0	0	0	55
Suður Kórea	1	0	0	0	1
Svíþjóð	28	0	0	5	33
Tékkland	24	0	0	0	24
Ungverjaland	4	0	0	0	4
Þýskaland	42	9	26	13	90
Alls	228	11	65	31	335

	Vélsleðar	Alls
Kanada	3	3
Alls	3	3

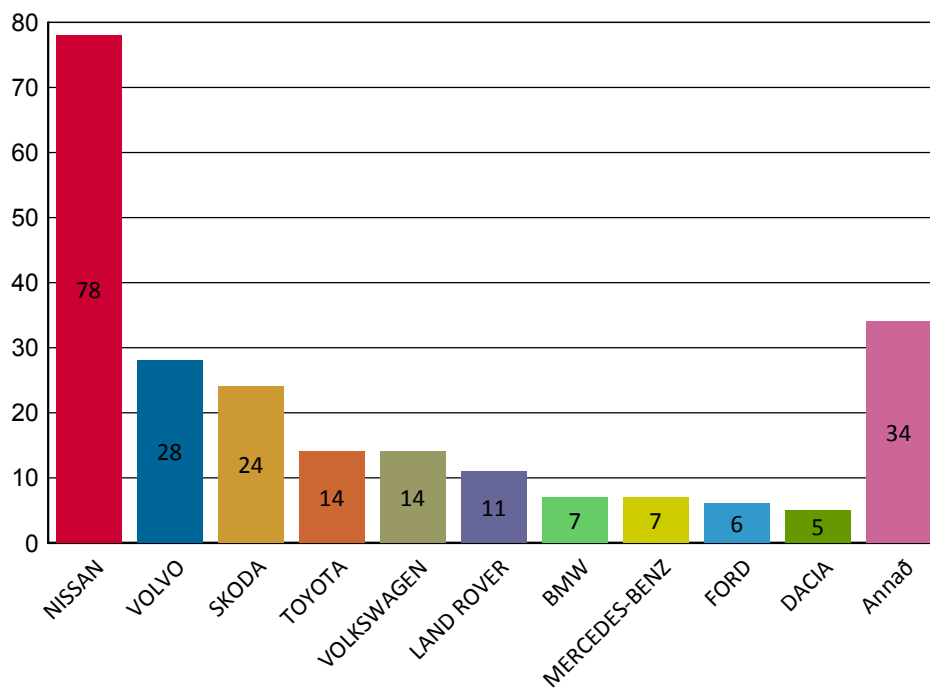
	Dráttarvélar	Eftirvagnar	Alls
Finnland	1	0	1
Holland	1	1	2
Spánn	0	1	1
Stóra Bretland	0	1	1
Svíþjóð	0	1	1
Þýskaland	2	5	7
Alls	4	9	13

Nýskráning notaðra ökutækja - Topp 10 fólksbifreiðar

Tímabil: 1.1.2017 - 31.1.2017

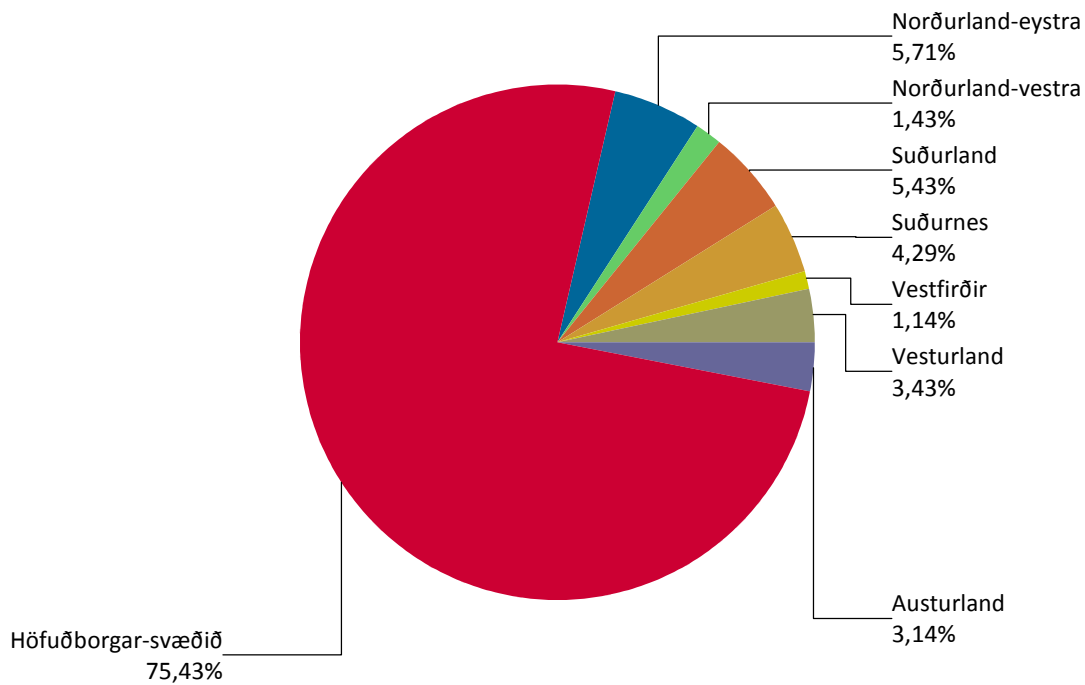
Topp 10

Fólksbifreiðar	
NISSAN	78
VOLVO	28
SKODA	24
TOYOTA	14
VOLKSWAGEN	14
LAND ROVER	11
BMW	7
MERCEDES-BENZ	7
FORD	6
DACIA	5



Nýskráning notaðra ökutækja eftir landshlutum

Dagsetning: 1.1.2017 - 31.1.2017



	Höfuðborgar-svæðið	Suðurnes	Vesturland	Vestfirðir	Norðurland-vestra	Norðurland-eystra	Austurland	Suðurland	Alls
Fólksbífreiðar	184	9	3	3	1	11	5	8	224
Hópbífreiðar	7	2	1	0	0	0	1	0	11
Sendibífreiðar	55	0	3	1	0	4	0	2	65
Vörubífreiðar	14	3	1	0	1	2	3	6	30
Vélsleðar	0	0	0	0	0	1	1	1	3
Dráttarvélar	0	0	2	0	2	0	0	0	4
Eftirvagnar	4	1	1	0	1	1	1	0	9
Alls	264	15	11	4	5	19	11	17	346

	Höfuðborgar-svæðið	Suðurnes	Vesturland	Vestfirðir	Norðurland-vestra	Norðurland-eystra	Austurland	Suðurland	Alls
AUDI	4	0	0	0	0	0	0	0	4
BLUCAMP	0	0	0	0	0	0	1	0	1
BMW	5	0	0	0	0	0	0	2	7
BMW I	1	1	0	0	0	0	0	0	2
CADILLAC	1	0	0	0	0	0	0	0	1
CITROEN	1	0	1	0	0	0	0	1	3
CLAAS	0	0	0	0	0	0	0	1	1
DACIA	5	0	0	0	0	0	0	0	5
DODGE	6	0	0	0	0	0	1	0	7
FENDT	0	0	0	0	2	1	0	1	4
FIAT	1	0	0	0	0	0	0	0	1
FLIEGL	0	0	1	0	0	0	0	0	1
FORD	19	1	2	0	1	1	2	2	28
GMC	2	0	0	0	0	0	0	1	3
HYUNDAI	1	0	0	0	0	0	0	0	1
IVECO	2	0	1	0	0	0	0	0	3
JAGUAR LAND ROVER LI	4	0	0	0	0	0	0	0	4
JEEP	1	0	0	0	0	0	1	0	2
KASSBOHRER	0	1	0	0	0	0	0	0	1

	Höfuðborgar -svæðið	Suðurnes	Vesturland	Vestfirðir	Norðurland- vestra	Norðurland- eystra	Austurland	Suðurland	Alls
KEL-BERG	1	0	0	0	0	0	0	0	1
KOEGEL	1	0	0	0	0	0	0	0	1
LAND ROVER	11	0	0	0	0	0	0	0	11
LIEBHERR	1	0	0	0	0	0	0	0	1
MAN	3	0	0	0	0	0	1	1	5
MASSEY FERGUSON	0	0	1	0	0	0	0	0	1
MERCEDES-BENZ	13	3	1	2	0	1	0	3	23
MINI	1	0	0	0	0	0	0	0	1
MITSUBISHI	3	0	0	0	0	0	0	0	3
NEW HOLLAND	0	0	1	0	0	0	0	0	1
NISSAN	68	2	0	1	1	5	0	2	79
OPEL	6	0	0	0	0	0	1	1	8
PEUGEOT	1	0	1	0	0	1	0	1	4
RENAULT	27	1	0	0	0	1	0	0	29
SARIS	1	0	0	0	0	0	0	0	1
SCANIA	0	1	0	0	0	2	0	0	3
SCHMITZ	0	0	0	0	1	0	1	0	2
SCHWERINER	0	0	0	0	0	1	0	0	1
SEAT	0	0	0	0	0	0	0	1	1
SETRA	1	0	0	0	0	0	0	0	1
SKI-DOO	0	0	0	0	0	1	1	1	3
SKODA	21	1	1	0	0	0	1	0	24
SUZUKI	4	0	0	0	0	0	1	0	5
TOYOTA	13	2	1	0	0	0	0	0	16
VALTRA	0	0	1	0	0	0	0	0	1
VOLKSWAGEN	12	0	0	0	0	3	0	0	15
VOLVO	22	2	0	1	0	3	0	1	29
ÖVRIGA	1	0	0	0	0	0	0	0	1
Alls	264	15	12	4	5	20	11	19	350