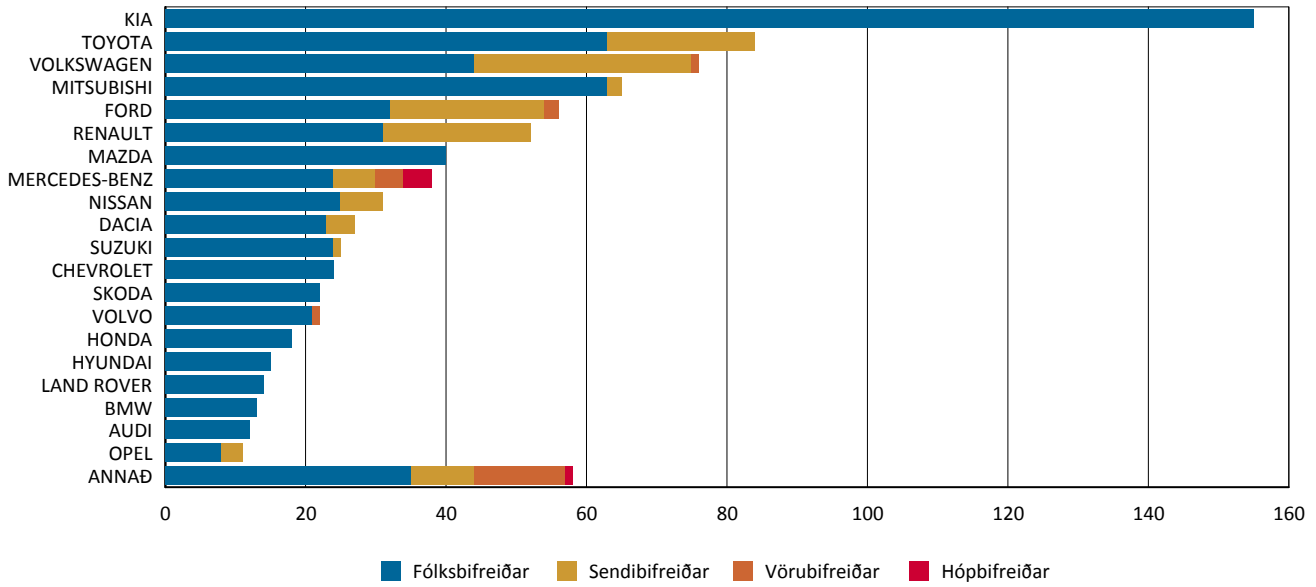


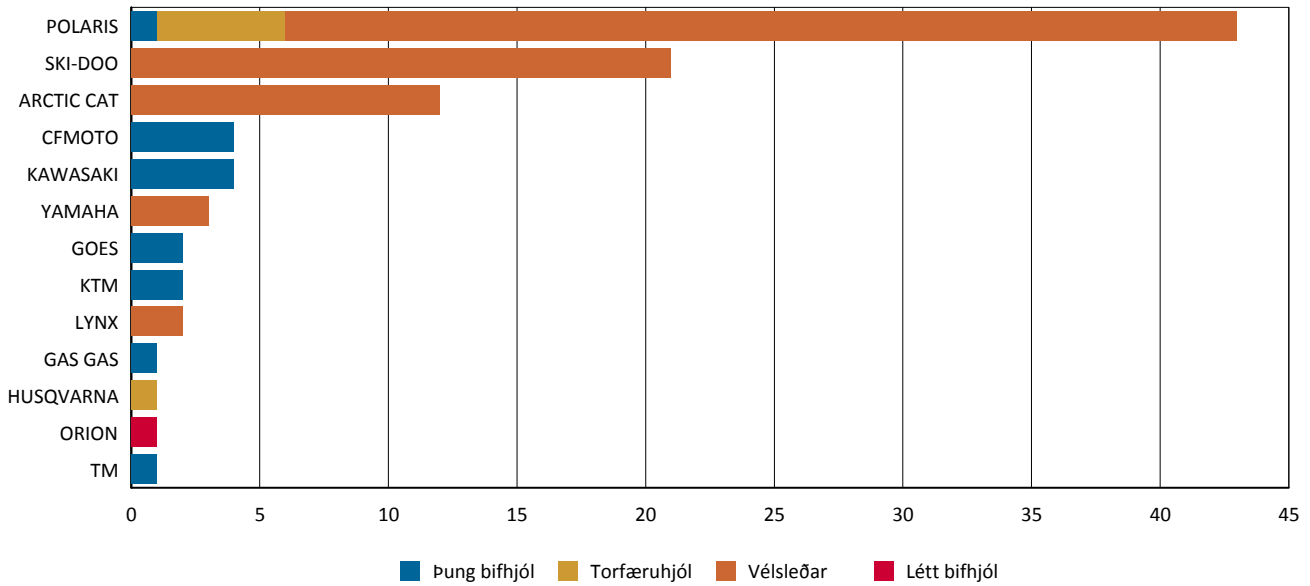
Nýskráning nýrra ökutæki eftir tegund

Tímabil: 1.12.2016 - 31.12.2016

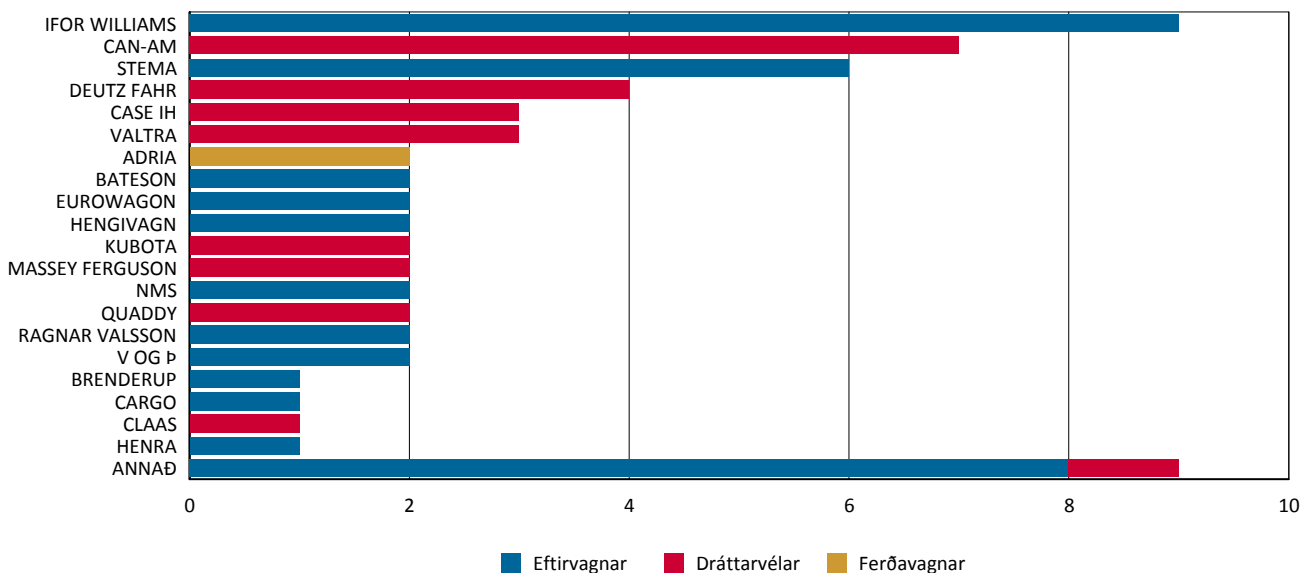
Topp 20



Topp 20



Topp 20

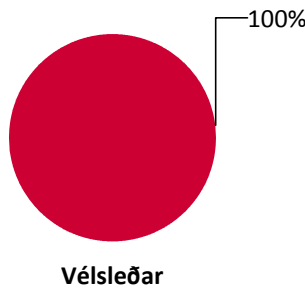
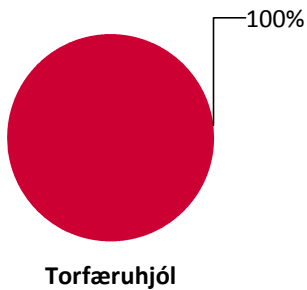

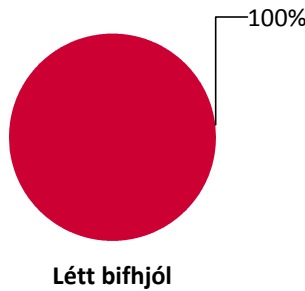
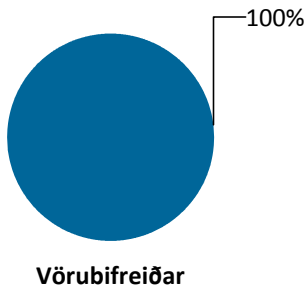
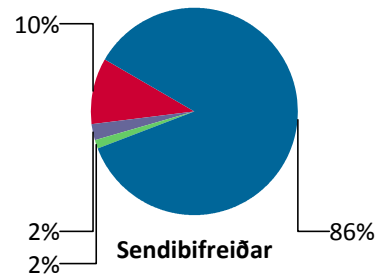
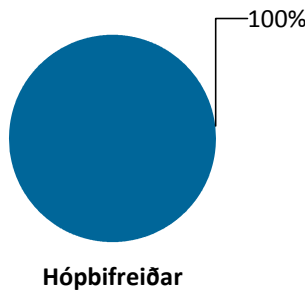
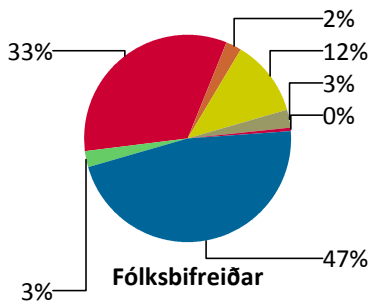
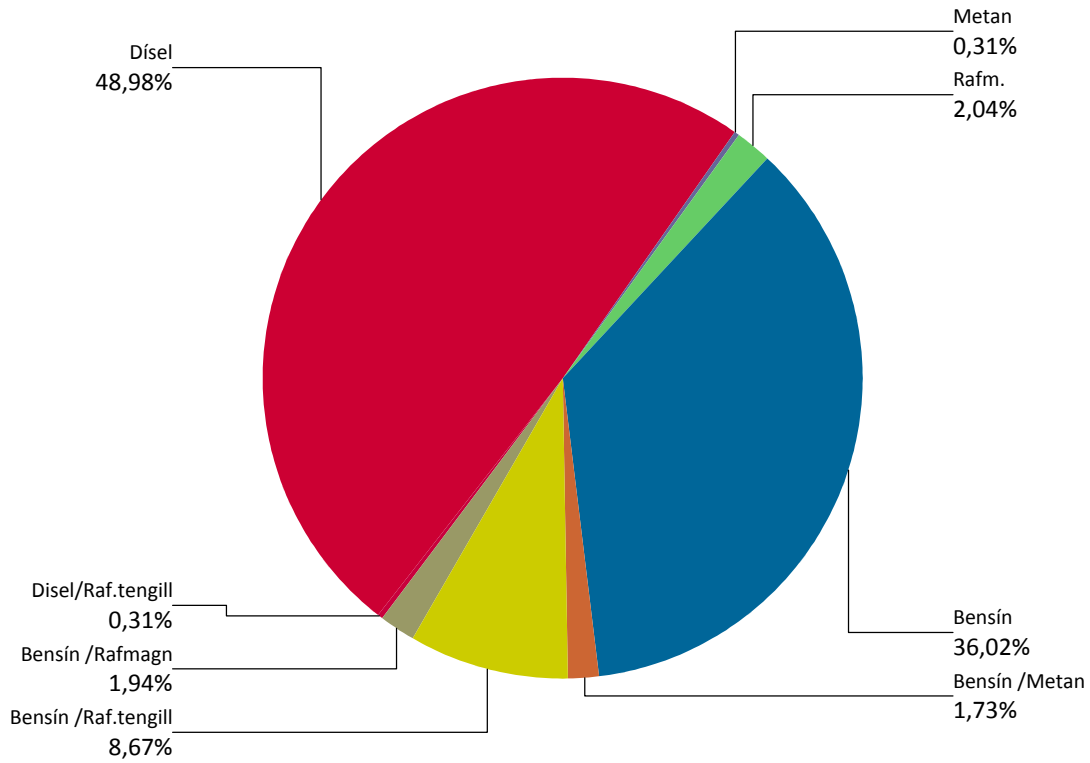


	Fólksbifreiðar	Hópbifreiðar	Sendibifreiðar	Vörubifreiðar	Alls
AUDI	12	0	0	0	12
BMW	13	0	0	0	13
BMW I	1	0	0	0	1
CADILLAC	1	0	0	0	1
CHEVROLET	24	0	0	0	24
CITROEN	0	0	1	0	1
DACIA	23	0	4	0	27
DODGE	0	0	0	1	1
FIAT	2	0	0	0	2
FORD	32	0	22	2	56
GMC	0	0	0	2	2
HONDA	18	0	0	0	18
HYUNDAI	15	0	0	0	15
ISUZU	0	0	5	0	5
IVECO	0	0	3	0	3
JEEP	2	0	0	0	2
KIA	155	0	0	0	155
LAND ROVER	14	0	0	0	14
LEXUS	2	0	0	0	2
MAN	0	0	0	4	4
MAZDA	40	0	0	0	40
MERCEDES-BENZ	24	4	6	4	38
MITSUBISHI	63	0	2	0	65
NISSAN	25	0	6	0	31
OPEL	8	0	3	0	11
PEUGEOT	5	0	0	0	5
PORSCHE	7	0	0	0	7
RENAULT	31	0	21	0	52
SCANIA	0	0	0	6	6
SKODA	22	0	0	0	22
SSANGYONG	6	0	0	0	6
SUBARU	9	0	0	0	9
SUZUKI	24	0	1	0	25
TOYOTA	63	0	21	0	84
VDL	0	1	0	0	1
VOLKSWAGEN	44	0	31	1	76
VOLVO	21	0	0	1	22
Alls	706	5	126	21	858
	Létt bifhjól	Þung bifhjól	Torfæruhjól	Vélsleðar	Alls
ARCTIC CAT	0	0	0	12	12
CFMOTO	0	4	0	0	4
GAS GAS	0	1	0	0	1
GOES	0	2	0	0	2
HUSQVARNA	0	0	1	0	1
KAWASAKI	0	4	0	0	4
KTM	0	2	0	0	2
LYNX	0	0	0	2	2
ORION	1	0	0	0	1
POLARIS	0	1	5	37	43
SKI-DOO	0	0	0	21	21
TM	0	1	0	0	1
YAMAHA	0	0	0	3	3
Alls	1	15	6	75	97

	Dráttarvélar	Eftirvagnar	Ferðavagnar	Alls
ADRIA	0	0	2	2
BATESON	0	2	0	2
BRENDERUP	0	1	0	1
CAN-AM	7	0	0	7
CARGO	0	1	0	1
CASE IH	3	0	0	3
CLAAS	1	0	0	1
DEUTZ FAHR	4	0	0	4
EUROWAGON	0	2	0	2
HENGIVAGN	0	2	0	2
HENRA	0	1	0	1
HUMBAUR	0	1	0	1
IFOR WILLIAMS	0	9	0	9
KH-KIPPER	0	1	0	1
KUBOTA	2	0	0	2
MASSEY FERGUSON	2	0	0	2
MCCORMICK	1	0	0	1
MEILLER	0	1	0	1
MÖSLEIN	0	1	0	1
NMS	0	2	0	2
QUADDY	2	0	0	2
RAGNAR VALSSON	0	2	0	2
RYDWAN	0	1	0	1
STEMA	0	6	0	6
SURE-TRAC	0	1	0	1
V OG P	0	2	0	2
VALTRA	3	0	0	3
VÍKURVAGNAR	0	1	0	1
WM MEYER	0	1	0	1
Alls	25	38	2	65

Nýskráning nýrra ökutækja eftir orkugjafa

Dagsetning: 1.12.2016 - 31.12.2016



- Bensín
- Dísel
- Bensín /Metan
- Rafm.
- Bensín /Raf.tengill
- Bensín /Rafmagn
- Disel/Raf.tengill
- Metan

Fólksbifreiðar

	Bensín	Bensín /Metan	Bensín /Raf.ten	Bensín /Rafmag	Dísel	Rafm.	Dísel/Ra f.tengill	Alls
AUDI	1	0	4	0	4	0	3	12
BMW	1	0	3	0	9	0	0	13
BMW I	0	0	0	0	0	1	0	1
CADILLAC	1	0	0	0	0	0	0	1
CHEVROLET	21	0	1	0	2	0	0	24
DACIA	0	0	0	0	23	0	0	23
FIAT	2	0	0	0	0	0	0	2
FORD	21	0	0	0	11	0	0	32
HONDA	15	0	0	0	3	0	0	18
HYUNDAI	12	0	0	0	3	0	0	15
JEEP	0	0	0	0	2	0	0	2
KIA	28	0	0	1	123	3	0	155
LAND ROVER	0	0	0	0	14	0	0	14
LEXUS	0	0	0	2	0	0	0	2
MAZDA	31	0	0	0	9	0	0	40
MERCEDES-BENZ	2	0	8	0	14	0	0	24
MITSUBISHI	1	0	53	0	9	0	0	63
NISSAN	4	0	0	0	13	8	0	25
OPEL	7	0	0	0	1	0	0	8
PEUGEOT	4	0	0	0	1	0	0	5
PORSCHE	1	0	5	0	1	0	0	7
RENAULT	2	0	0	0	29	0	0	31
SKODA	8	5	0	0	9	0	0	22
SSANGYONG	0	0	0	0	6	0	0	6
SUBARU	4	0	0	0	5	0	0	9
SUZUKI	24	0	0	0	0	0	0	24
TOYOTA	33	0	0	16	14	0	0	63
VOLKSWAGEN	10	12	5	0	11	6	0	44
VOLVO	1	0	6	0	14	0	0	21
Alls	234	17	85	19	330	18	3	706

Hópbifreiðar

	Dísel	Alls
MERCEDES-BENZ	4	4
VDL	1	1
Alls	5	5

Sendibifreiðar

	Bensín	Dísel	Metan	Rafm.	Alls
CITROEN	0	1	0	0	1
DACIA	1	3	0	0	4
FORD	2	20	0	0	22
ISUZU	0	5	0	0	5
IVECO	0	3	0	0	3
MERCEDES-BENZ	0	6	0	0	6
MITSUBISHI	0	2	0	0	2
NISSAN	0	4	0	2	6
OPEL	0	3	0	0	3
RENAULT	0	21	0	0	21

	Bensín	Dísel	Metan	Rafm.	Alls
SUZUKI	1	0	0	0	1
TOYOTA	0	21	0	0	21
VOLKSWAGEN	9	19	3	0	31
Alls	13	108	3	2	126

Vörubifreiðar

	Dísel	Alls
DODGE	1	1
FORD	2	2
GMC	2	2
MAN	4	4
MERCEDES-BENZ	4	4
SCANIA	6	6
VOLKSWAGEN	1	1
VOLVO	1	1
Alls	21	21

Létt bifhjól

	Bensín	Alls
ORION	1	1
Alls	1	1

Þung bifhjól

	Bensín	Alls
CFMOTO	4	4
GAS GAS	1	1
GOES	2	2
KAWASAKI	4	4
KTM	2	2
POLARIS	1	1
TM	1	1
Alls	15	15

Torfæruhjól

	Bensín	Alls
HUSQVARNA	1	1
POLARIS	5	5
Alls	6	6

Vélsleðar

	Bensín	Alls
ARCTIC CAT	12	12
LYNX	2	2
POLARIS	37	37
SKI-DOO	21	21
YAMAHA	3	3
Alls	75	75

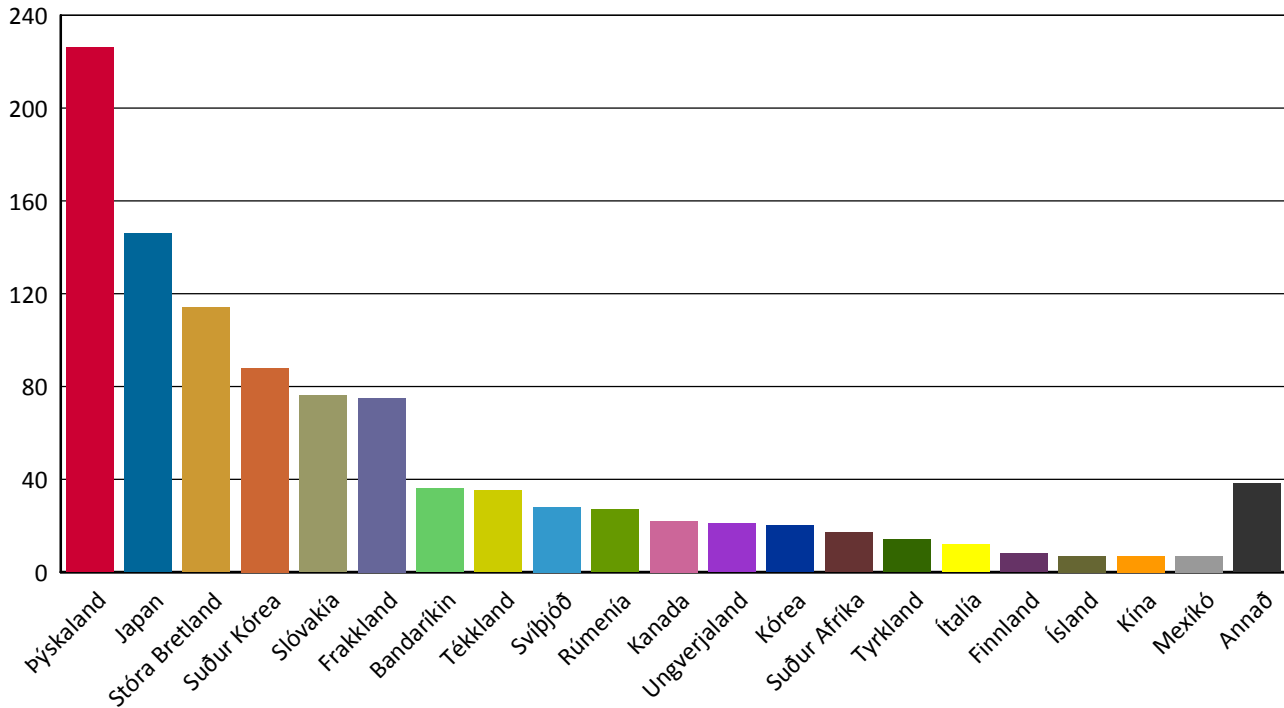
Dráttarvélar

	Bensín	Dísel	Alls
CAN-AM	7	0	7
CASE IH	0	3	3
CLAAS	0	1	1
DEUTZ FAHR	0	4	4
KUBOTA	0	2	2
MASSEY FERGUSON	0	2	2
MCCORMICK	0	1	1
QUADDY	2	0	2
VALTRA	0	3	3
Alls	9	16	25

Nýskráning nýrra ökutækja eftir framleiðslulöndum

Tímabil: 1.12.2016 - 31.12.2016

Topp 20



	Fólksbifreiðar	Hópbifreiðar	Sendibifreiðar	Vörubifreiðar	Alls
Afganistan	0	0	1	0	1
Bandaríkin	10	0	0	4	14
Belgía	2	0	4	0	6
Frakkland	49	0	22	0	71
Holland	0	1	0	0	1
Indland	6	0	0	0	6
Ítalía	2	0	3	0	5
Japan	140	0	0	0	140
Kanada	0	0	0	1	1
Kórea	20	0	0	0	20
Rúmenía	23	0	4	0	27
Slóvakía	76	0	0	0	76
Spánn	0	0	6	0	6
Stóra Bretland	60	0	0	0	60
Suður Afríka	0	0	17	0	17
Suður Kórea	88	0	0	0	88
Sviss	1	0	0	0	1
Svíþjóð	21	0	0	7	28
Taíland	0	0	7	0	7
Tékkland	33	0	0	0	33
Tyrkland	14	0	0	0	14
Ungverjaland	20	0	1	0	21
Þýskaland	141	4	61	9	215
Alls	706	5	126	21	858
	Létt bifhjól	Þung bifhjól	Torfæruhjól	Vélsleðar	Alls
Austurríki	0	2	0	0	2
Bandaríkin	0	1	5	15	21
Finnland	0	0	0	2	2
Ítalía	0	1	1	0	2
Japan	0	4	0	0	4

Heimilt er að birta einstaka niðurstöður úr þessari skýrslu ef heimilda er getið. Ekki er heimilt að afrita skýrsluna, hvorki að hluta né í heild sinni, til dreifingar.

	Létt bifhjól	Þung bifhjól	Torfæruhjól	Vélsleðar	Alls
Kanada	0	0	0	21	21
Kína	1	6	0	0	7
Spánn	0	1	0	0	1
Stóra Bretland	0	0	0	37	37
Alls	1	15	6	75	97

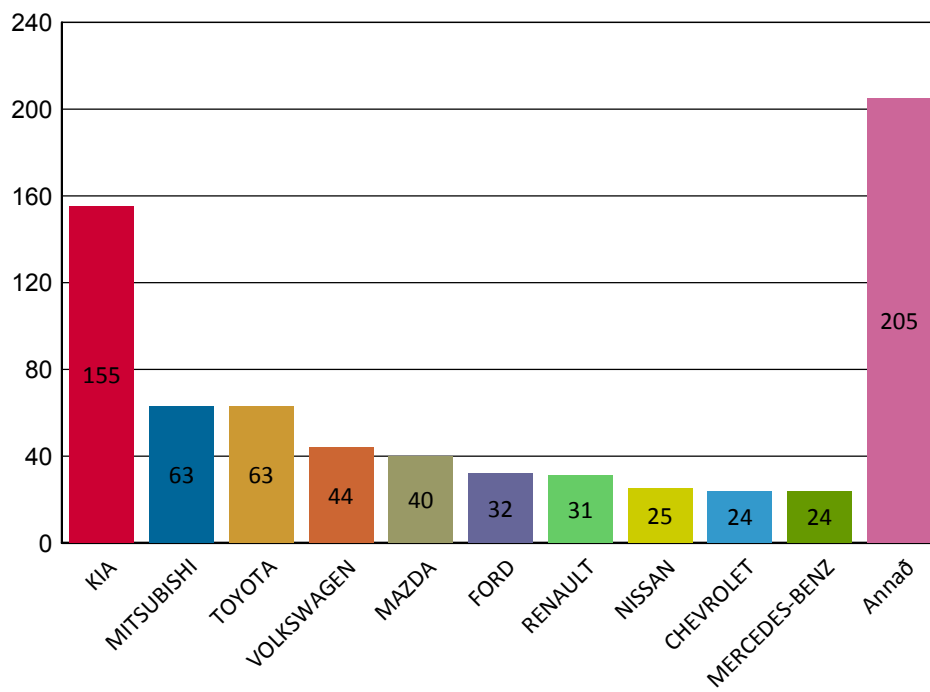
	Dráttarvélar	Eftirvagnar	Ferðavagnar	Alls
Bandaríkin	0	1	0	1
Danmörk	0	1	0	1
Eistland	0	2	0	2
Finnland	3	0	0	3
Frakkland	3	0	0	3
Holland	0	1	0	1
Ísland	0	7	0	7
Ítalía	5	0	0	5
Japan	2	0	0	2
Mexíkó	7	0	0	7
Pólland	0	1	0	1
Slóvenía	0	0	2	2
Stóra Bretland	4	13	0	17
Tékkland	0	2	0	2
Þýskaland	1	10	0	11
Alls	25	38	2	65

Nýskráning nýrra ökutækja - Topp 10 fólksbifreiðar

Tímabil: 1.12.2016 - 31.12.2016

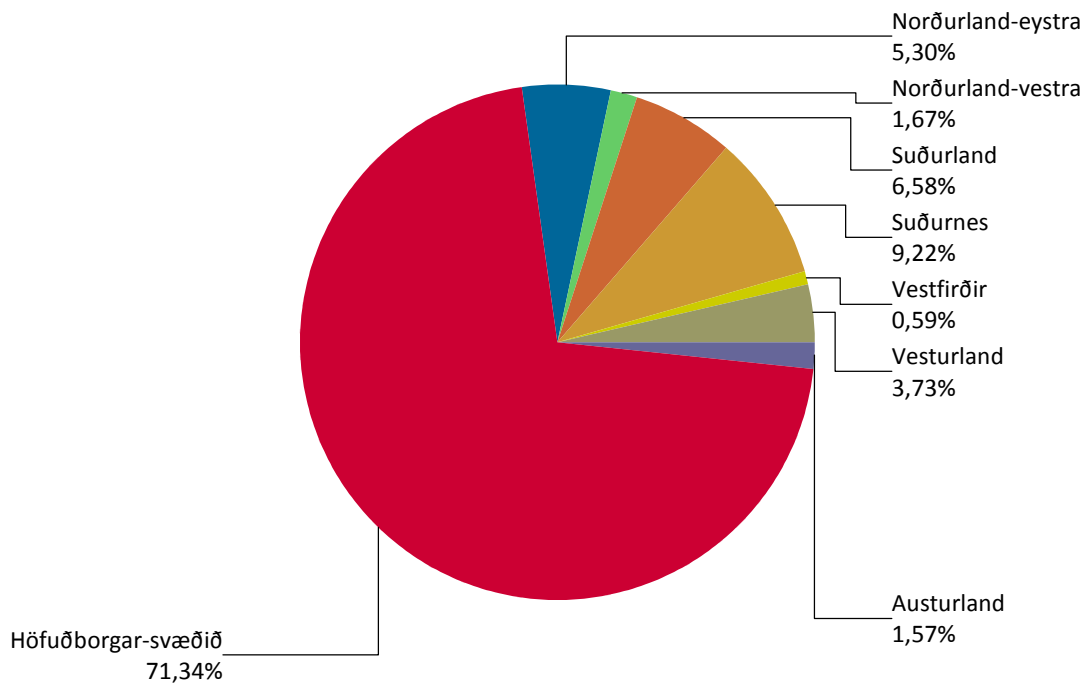
Topp 10

Fólksbifreiðar	
KIA	155
MITSUBISHI	63
TOYOTA	63
VOLKSWAGEN	44
MAZDA	40
FORD	32
RENAULT	31
NISSAN	25
CHEVROLET	24
MERCEDES-BENZ	24



Nýskráning nýrra ökutækja eftir landshlutum

Dagsetning: 1.12.2016 - 31.12.2016



	Höfuðborgar-svæðið	Suðurnes	Vesturland	Vestfirðir	Norðurland-vestra	Norðurland-eystra	Austurland	Suðurland	Alls
Fólksbifreiðar	521	83	27	2	8	27	10	27	705
Hópbifreiðar	4	0	0	0	0	1	0	0	5
Sendibifreiðar	95	3	5	0	0	8	2	10	123
Vörubifreiðar	8	2	1	1	1	3	1	4	21
Létt bifhjól	1	0	0	0	0	0	0	0	1
Þung bifhjól	7	3	0	0	1	0	1	3	15
Torfæruhjól	1	0	1	0	2	0	0	2	6
Vélsleðar	50	1	2	1	2	11	0	7	74
Dráttarvélar	11	0	1	1	1	2	1	8	25
Eftirvagnar	26	2	0	0	1	2	1	6	38
Ferðavagnar	2	0	0	0	0	0	0	0	2
Alls	726	94	37	5	16	54	16	67	1.015

	Höfuðborgar-svæðið	Suðurnes	Vesturland	Vestfirðir	Norðurland-vestra	Norðurland-eystra	Austurland	Suðurland	Alls
ADRIA	2	0	0	0	0	0	0	0	2
ARCTIC CAT	4	0	0	1	1	4	0	1	11
AUDI	10	0	1	0	0	0	0	1	12
BATESON	1	0	0	0	0	1	0	0	2
BMW	11	0	1	0	0	1	0	0	13
BMW I	1	0	0	0	0	0	0	0	1
BRENDERUP	1	0	0	0	0	0	0	0	1
CADILLAC	1	0	0	0	0	0	0	0	1
CAN-AM	6	0	0	0	0	0	0	1	7
CARGO	1	0	0	0	0	0	0	0	1
CASE IH	3	0	0	0	0	0	0	0	3
CFMOTO	0	1	0	0	0	0	1	2	4
CHEVROLET	23	0	0	0	0	1	0	0	24
CITROEN	1	0	0	0	0	0	0	0	1
CLAAS	0	0	2	0	0	0	0	0	2

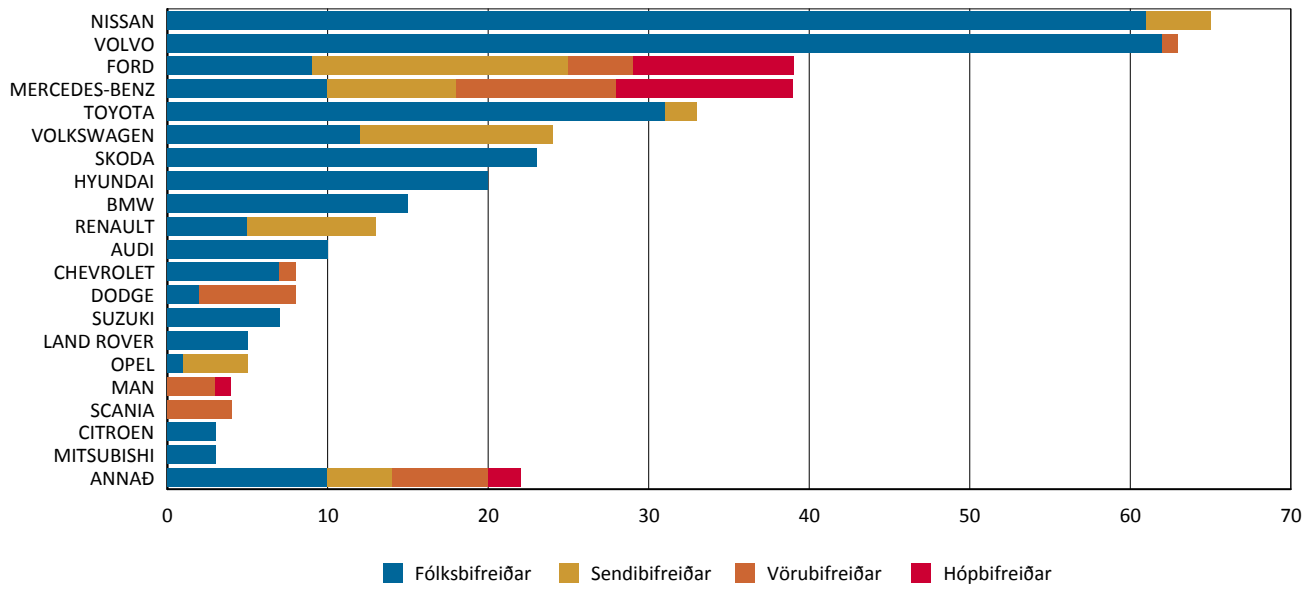
	Höfuðborgar -svæðið	Suðurnes	Vesturland	Vestfirðir	Norðurland- vestra	Norðurland- eystra	Austurland	Suðurland	Alls
DACIA	6	16	1	0	0	4	0	0	27
DEUTZ FAHR	0	0	0	0	1	0	0	3	4
DODGE	0	0	1	0	0	0	0	0	1
EUROWAGON	2	0	0	0	0	0	0	0	2
FIAT	1	0	0	0	0	0	1	0	2
FORD	51	1	0	0	1	1	0	2	56
GAS GAS	0	1	0	0	0	0	0	0	1
GMC	1	0	0	0	0	1	0	0	2
GOES	0	0	0	0	1	0	0	1	2
HENGIVAGN	2	0	0	0	0	0	0	0	2
HENRA	0	0	0	0	0	0	0	1	1
HONDA	14	2	2	0	0	0	0	0	18
HUMBAUR	1	0	0	0	0	0	0	0	1
HUSQVARNA	1	0	0	0	0	0	0	0	1
HYUNDAI	13	0	0	0	1	0	0	1	15
IFOR WILLIAMS	7	0	0	0	1	0	1	0	9
ISUZU	3	0	0	0	0	1	0	1	5
IVECO	3	0	0	0	0	0	0	0	3
JEEP	2	0	0	0	0	0	0	0	2
KAWASAKI	4	0	0	0	0	0	0	0	4
KH-KIPPER	1	0	0	0	0	0	0	0	1
KIA	101	40	5	0	1	2	1	5	155
KTM	2	0	0	0	0	0	0	0	2
KUBOTA	1	0	0	0	0	1	0	0	2
LAND ROVER	6	6	0	0	1	0	1	0	14
LEXUS	1	0	0	0	0	0	0	1	2
LYNX	2	0	0	0	0	0	0	0	2
MAN	3	0	0	0	0	0	0	1	4
MASSEY FERGUSON	0	0	0	0	0	0	0	2	2
MAZDA	34	0	1	0	1	3	1	0	40
MCCORMICK	1	0	0	0	0	0	0	0	1
MEILLER	1	0	0	0	0	0	0	0	1
MERCEDES-BENZ	29	3	1	0	0	5	0	0	38
MITSUBISHI	46	3	0	0	2	8	1	5	65
MÖSLEIN	0	0	0	0	0	1	0	0	1
NISSAN	23	1	3	0	0	1	0	3	31
NMS	2	0	0	0	0	0	0	0	2
OPEL	8	1	1	0	0	0	0	0	10
ORION	1	0	0	0	0	0	0	0	1
PEUGEOT	4	0	0	0	0	1	0	0	5
POLARIS	21	2	3	0	2	7	0	8	43
PORSCHE	7	0	0	0	0	0	0	0	7
QUADDY	0	0	0	0	0	1	0	1	2
RAGNAR VALSSON	1	0	0	0	0	0	0	1	2
RENAULT	39	2	3	0	0	0	0	7	51
RYDWAN	0	1	0	0	0	0	0	0	1
SCANIA	1	1	0	1	0	0	1	2	6
SKI-DOO	21	0	0	0	0	0	0	0	21
SKODA	17	0	2	0	0	1	1	1	22
SSANGYONG	3	0	1	0	0	0	1	1	6
STEMA	2	1	0	0	0	0	0	3	6
SUBARU	6	0	1	1	0	1	0	0	9
SURE-TRAC	1	0	0	0	0	0	0	0	1

	Höfuðborgar -svæðið	Suðurnes	Vesturland	Vestfirðir	Norðurland- vestra	Norðurland- eystra	Austurland	Suðurland	Alls
SUZUKI	20	1	2	0	0	0	1	1	25
TM	1	0	0	0	0	0	0	0	1
TOYOTA	57	7	5	0	2	2	1	8	82
V OG P	1	0	0	0	0	0	0	1	2
VALTRA	1	0	0	2	1	0	1	1	6
VDL	1	0	0	0	0	0	0	0	1
VÍKURVAGNAR	1	0	0	0	0	0	0	0	1
VOLKSWAGEN	64	3	1	1	0	4	2	1	76
VOLVO	17	1	1	0	0	2	1	0	22
WM MEYER	1	0	0	0	0	0	0	0	1
YAMAHA	2	0	0	0	1	0	0	0	3
Alls	727	94	38	6	17	54	16	67	1.019

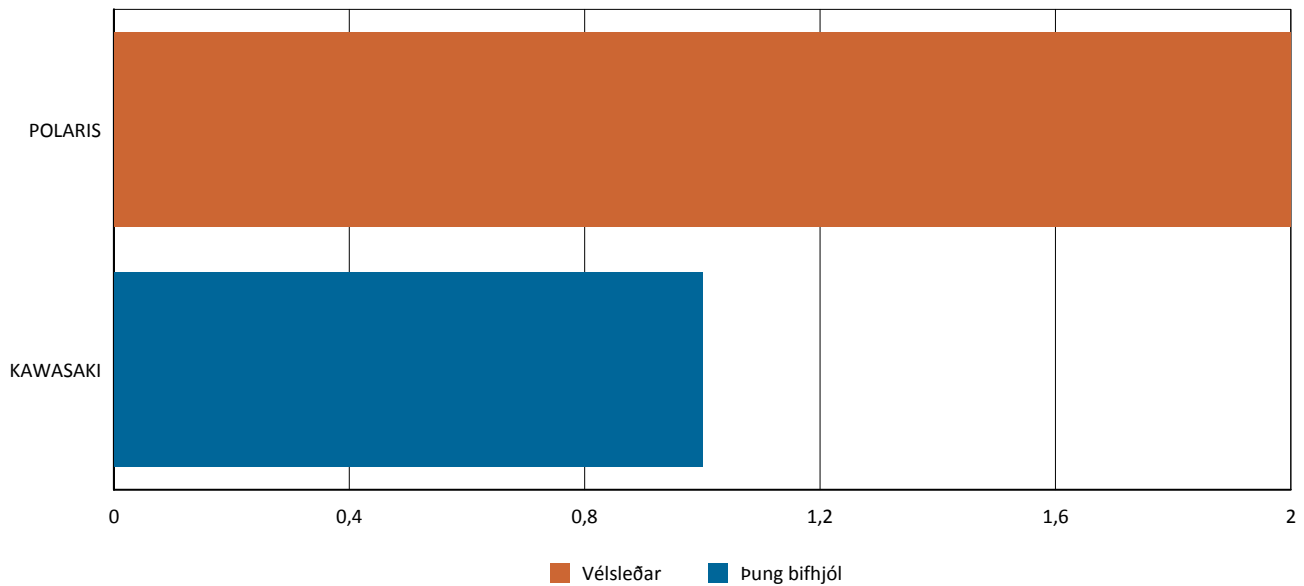
Nýskráning notaðra ökutæki eftir tegund

Tímabil: 1.12.2016 - 31.12.2016

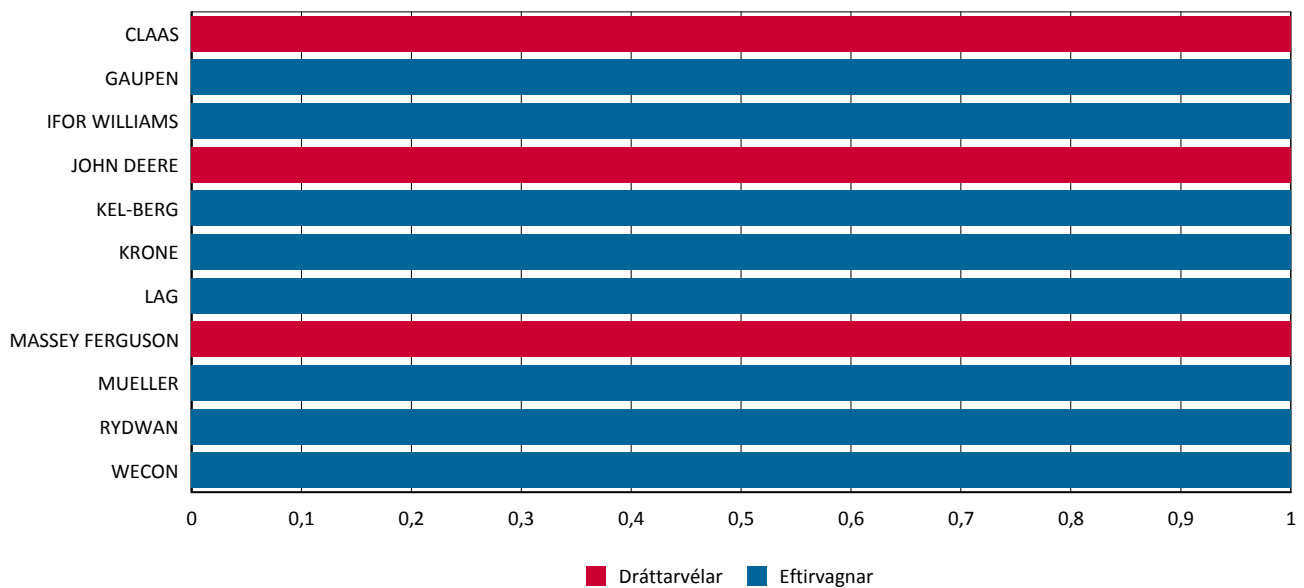
Topp 20



Topp 20



Topp 20



	Fólksbifreiðar	Hópbifreiðar	Sendibifreiðar	Vörubifreiðar	Alls
AUDI	10	0	0	0	10
BMW	15	0	0	0	15
BMW I	1	0	0	0	1
CHEVROLET	7	0	0	1	8
CHRYSLER	2	0	0	0	2
CITROEN	3	0	0	0	3
DODGE	2	0	0	6	8
FIAT	0	0	1	0	1
FORD	9	10	16	4	39
GMC	0	0	0	1	1
GROVE	0	0	0	1	1
HONDA	1	0	0	0	1
HYUNDAI	20	0	0	0	20
ISUZU	0	0	0	1	1
IVECO	0	0	0	1	1
JAGUAR LAND ROVER	1	0	0	0	1
JEEP	1	0	0	0	1
KIA	1	0	0	0	1
LAND ROVER	5	0	0	0	5
LEXUS	1	0	0	0	1
LINCOLN	1	0	0	0	1
MAN	0	1	0	3	4
MARBUS	0	1	0	0	1
MERCEDES-BENZ	10	11	8	10	39
MINI	1	0	0	0	1
MITSUBISHI	3	0	0	0	3
NISSAN	61	0	4	0	65
OPEL	1	0	4	0	5
PEUGEOT	0	0	3	0	3
PROSTAR	0	0	0	2	2
RENAULT	5	0	8	0	13
SCANIA	0	0	0	4	4
SKODA	23	0	0	0	23
SUZUKI	7	0	0	0	7
TOYOTA	31	0	2	0	33
VDL	0	1	0	0	1
VOLKSWAGEN	12	0	12	0	24
VOLVO	62	0	0	1	63
Alls	296	24	58	35	413

	Þung bifhjól	Vélsleðar	Alls
KAWASAKI	1	0	1
POLARIS	0	2	2
Alls	1	2	3

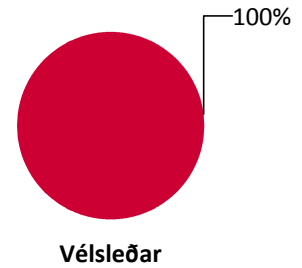

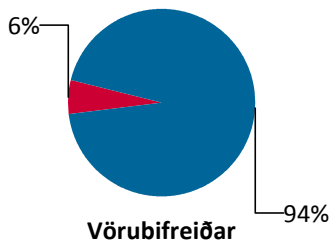
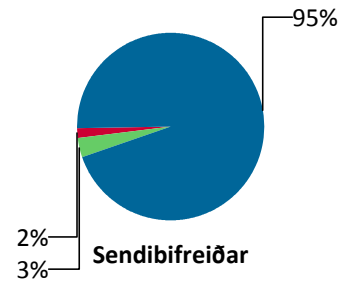
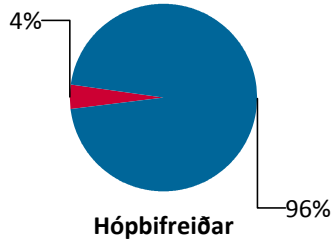
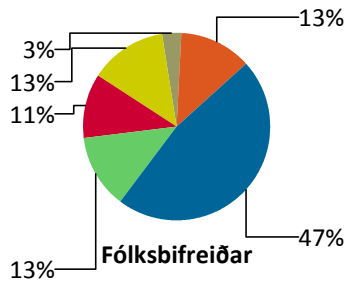
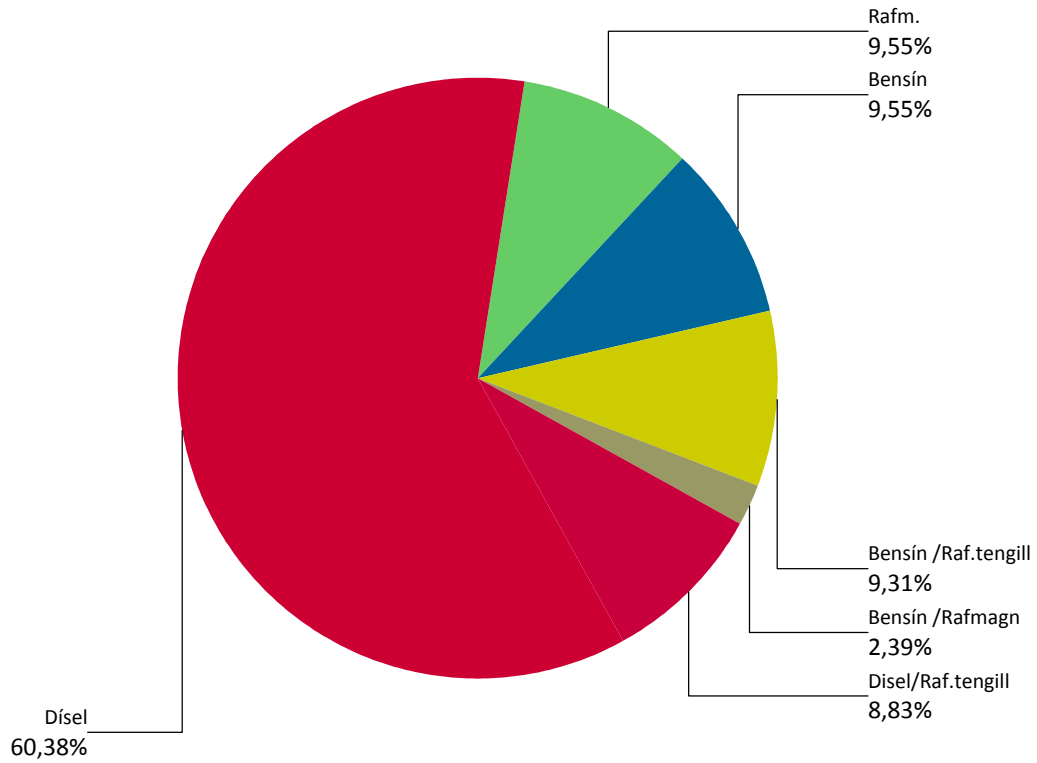
	Dráttarvélar	Eftirvagnar	Alls
CLAAS	1	0	1
GAUPEN	0	1	1
IFOR WILLIAMS	0	1	1
JOHN DEERE	1	0	1
KEL-BERG	0	1	1
KRONE	0	1	1
LAG	0	1	1
MASSEY FERGUSON	1	0	1
MUELLER	0	1	1
RYDWAN	0	1	1

Heimilt er að birta einstaka niðurstöður úr þessari skýrslu ef heimilda er getið. Ekki er heimilt að afrita skýrsluna, hvorki að hluta né í heild sinni, til dreifingar.

	Dráttarvélar	Eftirvagnar	Alls
WECON	0	1	1
Alls	3	8	11

Nýskráning notaðra ökutækja eftir orkugjafa

Dagsetning: 1.12.2016 - 31.12.2016



Fólksbifreiðar

	Bensín	Bensín /Raf.ten	Bensín /Rafmag	Dísel	Rafm.	Dísel/Ra f.tengill	Alls
AUDI	1	5	0	3	0	1	10
BMW	0	6	0	9	0	0	15
BMW I	0	1	0	0	0	0	1
CHEVROLET	0	7	0	0	0	0	7
CHRYSLER	2	0	0	0	0	0	2
CITROEN	1	0	0	2	0	0	3
DODGE	2	0	0	0	0	0	2
FORD	1	1	0	6	1	0	9
HONDA	1	0	0	0	0	0	1
HYUNDAI	18	0	0	2	0	0	20
JAGUAR LAND ROVE	0	0	0	1	0	0	1
JEEP	1	0	0	0	0	0	1
KIA	0	0	0	1	0	0	1
LAND ROVER	0	0	0	5	0	0	5
LEXUS	0	0	1	0	0	0	1
LINCOLN	1	0	0	0	0	0	1
MERCEDES-BENZ	0	0	0	10	0	0	10
MINI	1	0	0	0	0	0	1
MITSUBISHI	0	3	0	0	0	0	3
NISSAN	0	0	0	27	34	0	61
OPEL	0	0	0	1	0	0	1
RENAULT	1	0	0	4	0	0	5
SKODA	0	0	0	23	0	0	23
SUZUKI	1	0	0	6	0	0	7
TOYOTA	1	0	9	21	0	0	31
VOLKSWAGEN	1	1	0	7	3	0	12
VOLVO	0	15	0	11	0	36	62
Alls	33	39	10	139	38	37	296

Hópbifreiðar

	Bensín	Dísel	Alls
FORD	0	10	10
MAN	0	1	1
MARBUS	0	1	1
MERCEDES-BENZ	1	10	11
VDL	0	1	1
Alls	1	23	24

Sendibifreiðar

	Bensín	Dísel	Rafm.	Alls
FIAT	0	1	0	1
FORD	0	16	0	16
MERCEDES-BENZ	0	8	0	8
NISSAN	0	2	2	4
OPEL	0	4	0	4
PEUGEOT	0	3	0	3
RENAULT	0	8	0	8
TOYOTA	0	2	0	2
VOLKSWAGEN	1	11	0	12

	Bensín	Dísel	Rafm.	Alls
Alls	1	55	2	58

Vörubifreiðar

	Bensín	Dísel	Alls
CHEVROLET	1	0	1
DODGE	0	6	6
FORD	0	4	4
GMC	1	0	1
GROVE	0	1	1
ISUZU	0	1	1
IVECO	0	1	1
MAN	0	3	3
MERCEDES-BENZ	0	10	10
PROSTAR	0	2	2
SCANIA	0	4	4
VOLVO	0	1	1
Alls	2	33	35

Þung bifhjól

	Bensín	Alls
KAWASAKI	1	1
Alls	1	1

Vélsleðar

	Bensín	Alls
POLARIS	2	2
Alls	2	2

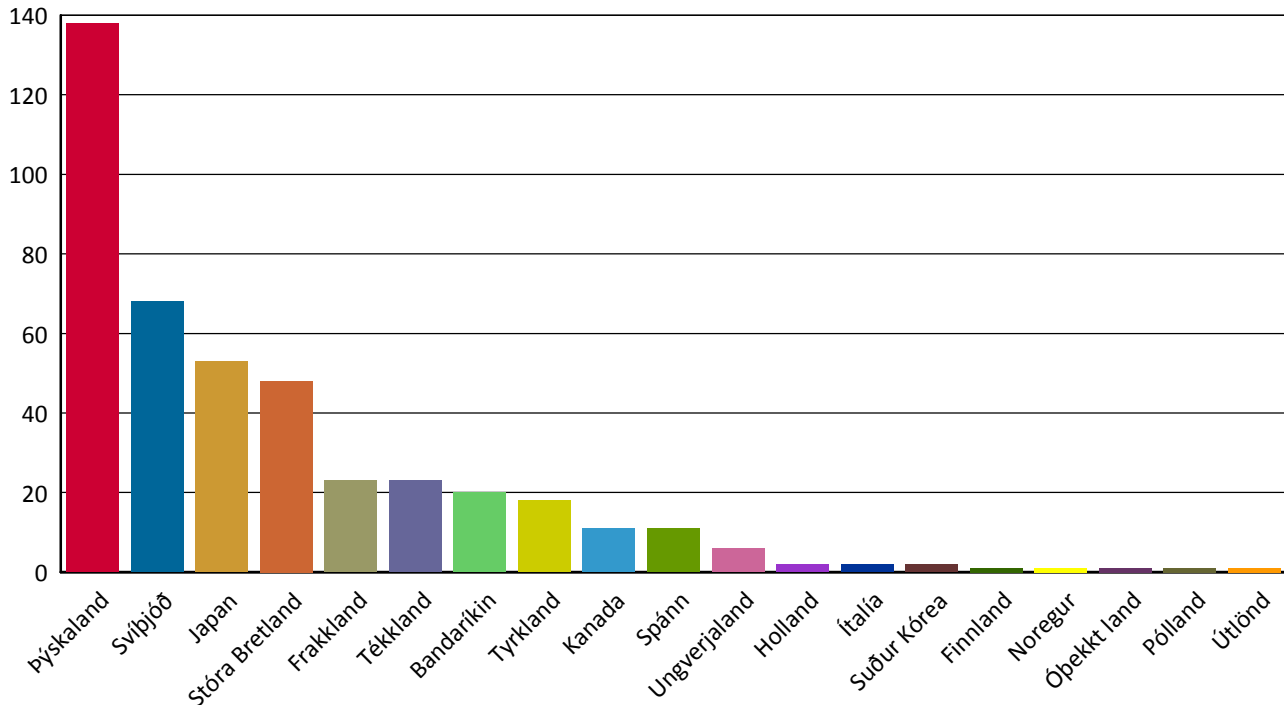
Dráttarvélar

	Dísel	Alls
CLAAS	1	1
JOHN DEERE	1	1
MASSEY FERGUSON	1	1
Alls	3	3

Nýskráning notaðra ökutækja eftir framleiðslulöndum

Tímabil: 1.12.2016 - 31.12.2016

Topp 20



	Fólksbifreiðar	Hópbifreiðar	Sendibifreiðar	Vörubifreiðar	Alls
Bandaríkin	13	0	0	6	19
Frakkland	10	0	11	0	21
Holland	0	1	0	1	2
Ítalía	0	0	1	1	2
Japan	49	0	2	1	52
Kanada	5	0	0	6	11
Óþekkt land	0	1	0	0	1
Spánn	7	0	4	0	11
Stóra Bretland	44	0	0	0	44
Suður Kórea	2	0	0	0	2
Svíþjóð	62	0	0	5	67
Tékkland	23	0	0	0	23
Tyrkland	18	0	0	0	18
Ungverjaland	6	0	0	0	6
Útlönd	0	0	0	1	1
Þýskaland	57	22	40	14	133
Alls	296	24	58	35	413

	Þung bifhjól	Vélsleðar	Alls
Japan	1	0	1
Stóra Bretland	0	2	2
Alls	1	2	3

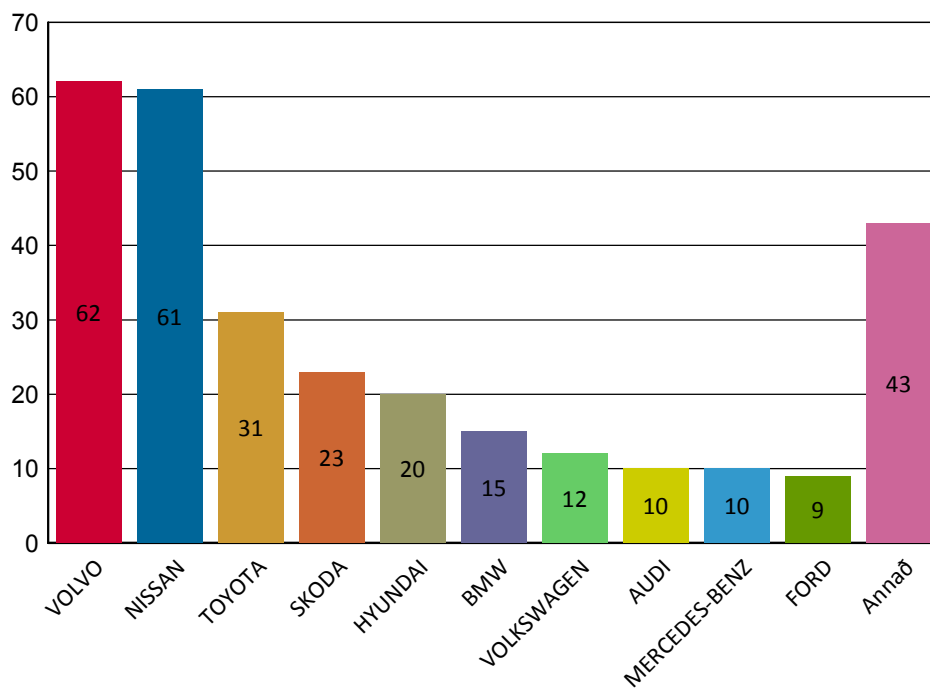
	Dráttarvélar	Eftirvagnar	Alls
Bandaríkin	1	0	1
Frakkland	2	0	2
Noregur	0	1	1
Pólland	0	1	1
Stóra Bretland	0	2	2
Svíþjóð	0	1	1
Þýskaland	0	3	3
Alls	3	8	11

Nýskráning notaðra ökutækja - Topp 10 fólksbifreiðar

Tímabil: 1.12.2016 - 31.12.2016

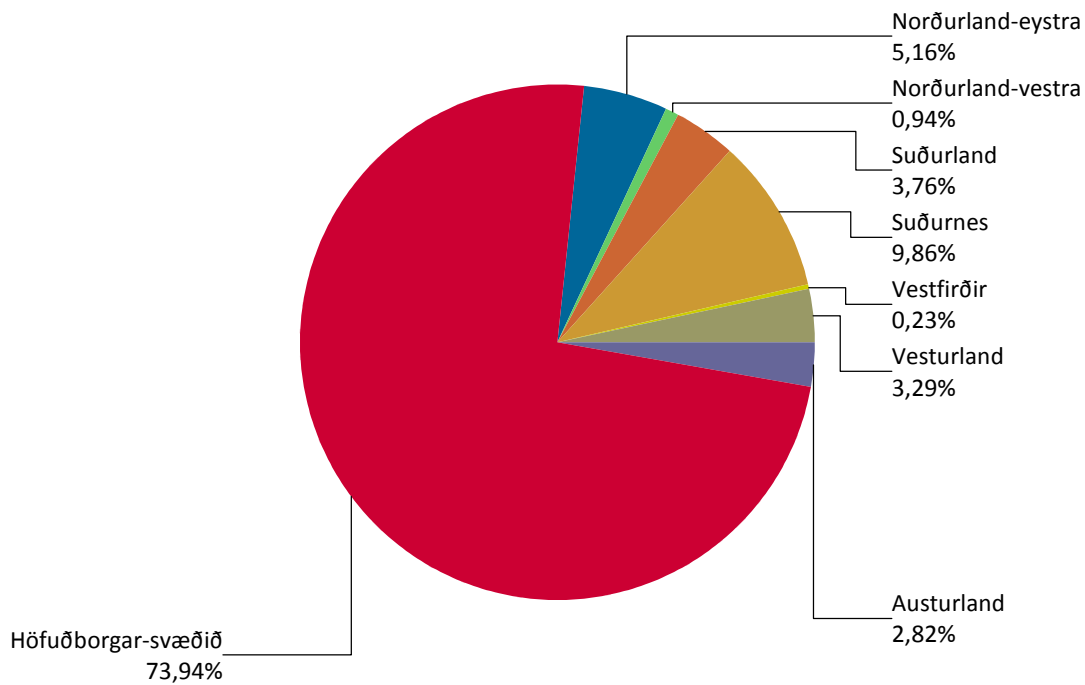
Topp 10

Fólksbifreiðar	
VOLVO	62
NISSAN	61
TOYOTA	31
SKODA	23
HYUNDAI	20
BMW	15
VOLKSWAGEN	12
AUDI	10
MERCEDES-BENZ	10
FORD	9



Nýskráning notaðra ökutækja eftir landshlutum

Dagsetning: 1.12.2016 - 31.12.2016



	Höfuðborgar-svæðið	Suðurnes	Vesturland	Vestfirðir	Norðurland-vestra	Norðurland-eystra	Austurland	Suðurland	Alls
Fólksbifreiðar	232	26	8	1	2	8	6	11	294
Hópbifreiðar	10	3	0	0	1	10	0	0	24
Sendibifreiðar	41	9	3	0	0	1	1	2	57
Vörubifreiðar	24	3	1	0	0	2	4	1	35
Þung bifhjól	1	0	0	0	0	0	0	0	1
Vélsleðar	2	0	0	0	0	0	0	0	2
Dráttarvélar	1	0	0	0	0	0	1	1	3
Eftirvagnar	4	1	2	0	0	0	0	0	7
Alls	315	42	14	1	3	21	12	15	423

	Höfuðborgar-svæðið	Suðurnes	Vesturland	Vestfirðir	Norðurland-vestra	Norðurland-eystra	Austurland	Suðurland	Alls
AUDI	9	1	0	0	0	0	0	0	10
BMW	14	0	0	0	0	0	0	0	14
BMW I	1	0	0	0	0	0	0	0	1
CHEVROLET	5	0	1	0	0	1	1	0	8
CHRYSLER	2	0	0	0	0	0	0	0	2
CITROEN	0	0	1	0	0	1	0	1	3
CLAAS	1	0	0	0	0	0	0	0	1
DODGE	6	0	0	0	0	1	0	1	8
FENDT	0	0	0	0	0	1	0	1	2
FIAT	1	0	0	0	0	0	0	0	1
FORD	24	5	0	0	0	8	1	1	39
GMC	1	0	0	0	0	0	0	0	1
GROVE	1	0	0	0	0	0	0	0	1
HONDA	0	1	0	0	0	0	0	0	1
HYUNDAI	20	0	0	0	0	0	0	0	20
IFOR WILLIAMS	1	0	0	0	0	0	0	0	1
ISUZU	1	0	0	0	0	0	0	0	1
IVECO	1	0	0	0	0	0	0	0	1

Heimilt er að birta einstaka niðurstöður úr þessari skýrslu ef heimilda er getið. Ekki er heimilt að afrita skýrsluna, hvorki að hluta né í heild sinni, til dreifingar.

	Höfuðborgar -svæðið	Suðurnes	Vesturland	Vestfirðir	Norðurland- vestra	Norðurland- eystra	Austurland	Suðurland	Alls
JAGUAR LAND ROVER LI	1	0	0	0	0	0	0	0	1
JEEP	1	0	0	0	0	0	0	0	1
JOHN DEERE	0	0	0	0	0	0	1	0	1
KAWASAKI	1	0	0	0	0	0	0	0	1
KEL-BERG	1	0	0	0	0	0	0	0	1
KIA	0	0	0	0	0	0	1	0	1
KRONE	0	0	1	0	0	0	0	0	1
LAG	1	0	0	0	0	0	0	0	1
LAND ROVER	4	0	0	0	0	0	1	0	5
LEXUS	1	0	0	0	0	0	0	0	1
LINCOLN	0	1	0	0	0	0	0	0	1
MAN	1	1	0	0	0	0	2	0	4
MARBUS	1	0	0	0	0	0	0	0	1
MASSEY FERGUSON	0	0	0	0	0	0	0	1	1
MERCEDES-BENZ	28	4	3	0	0	3	1	0	39
MINI	1	0	0	0	0	0	0	0	1
MITSUBISHI	3	0	0	0	0	0	0	0	3
MUELLER	0	0	1	0	0	0	0	0	1
NISSAN	61	2	0	0	0	2	0	0	65
OPEL	4	0	1	0	0	0	0	0	5
PEUGEOT	1	0	1	0	0	0	0	1	3
POLARIS	2	0	0	0	0	0	0	0	2
PROSTAR	2	0	0	0	0	0	0	0	2
RENAULT	11	1	0	0	0	0	0	0	12
RYDWAN	0	1	0	0	0	0	0	0	1
SCANIA	3	1	0	0	0	0	0	0	4
SKODA	22	0	0	0	0	1	0	0	23
SUZUKI	2	0	0	0	0	0	0	5	7
TOYOTA	16	16	0	0	0	0	0	1	33
VALTRA	0	0	0	0	1	0	0	0	1
VDL	0	0	0	0	1	0	0	0	1
VOLKSWAGEN	17	4	1	0	0	0	0	1	23
VOLVO	41	4	4	1	2	4	4	3	63
WECON	1	0	0	0	0	0	0	0	1
Alls	315	42	14	1	4	22	12	16	426