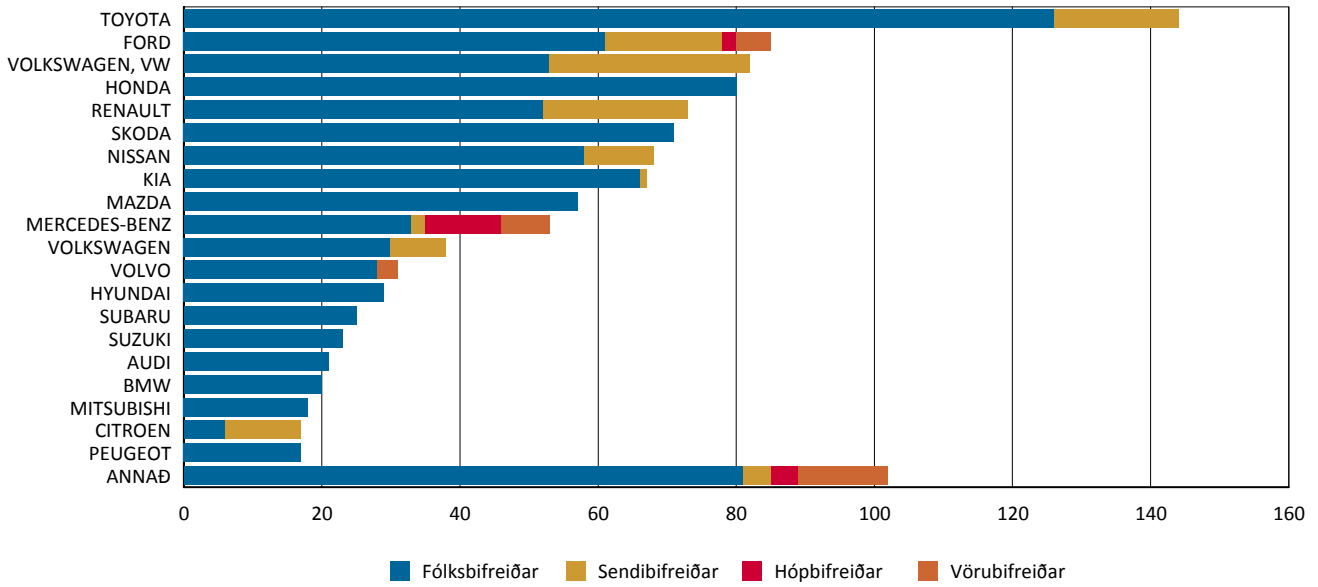


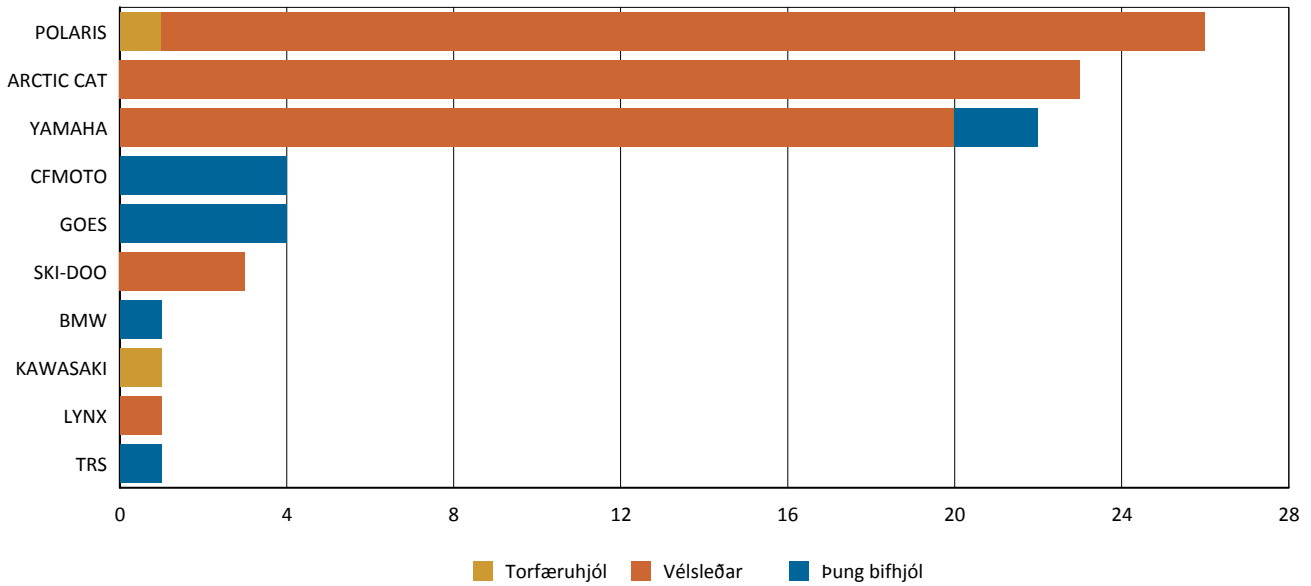
Nýskráning nýrra ökutæki eftir tegund

Tímabil: 1.11.2016 - 30.11.2016

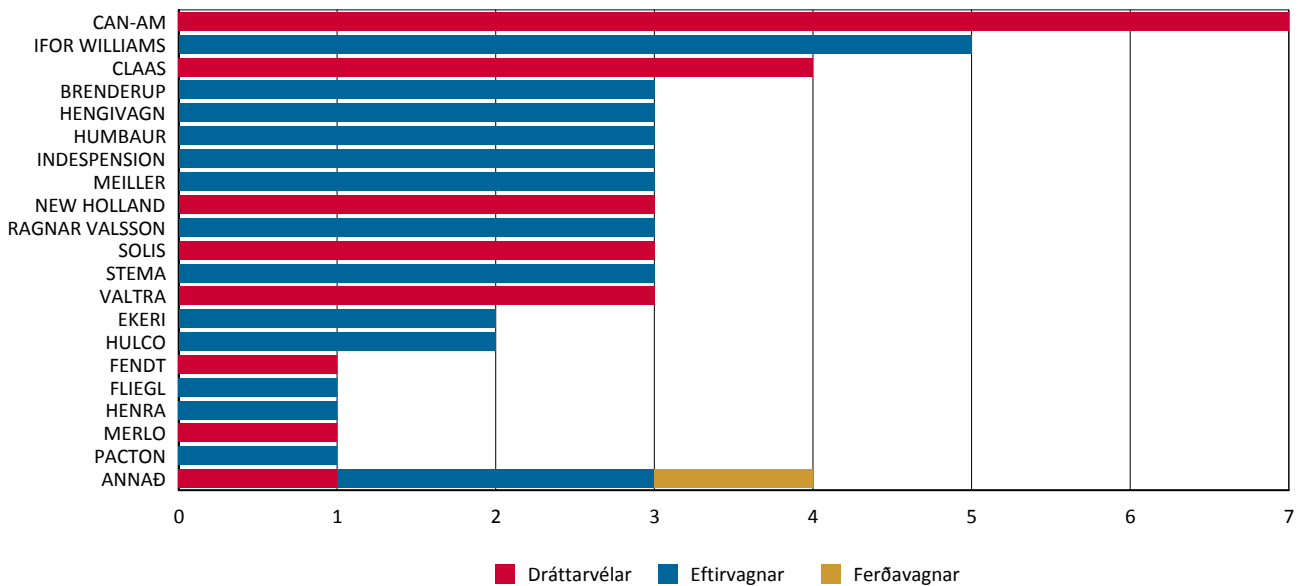
Topp 20



Topp 20



Topp 20



	Fólksbifreiðar	Hópbifreiðar	Sendibifreiðar	Vörubifreiðar	Alls
AUDI	21	0	0	0	21
BMW	20	0	0	0	20
BMW I	2	0	0	0	2
CHEVROLET	8	0	0	0	8
CITROEN	6	0	11	0	17
DACIA	12	0	1	0	13
DODGE	3	0	0	0	3
FORD	61	2	17	5	85
HONDA	80	0	0	0	80
HYUNDAI	29	0	0	0	29
IVECO	0	1	0	0	1
JEEP	2	0	0	0	2
KIA	66	0	1	0	67
LAND ROVER	12	0	0	0	12
LEXUS	2	0	0	0	2
MAN	0	0	0	4	4
MAZDA	57	0	0	0	57
MERCEDES - BENZ	0	0	0	2	2
MERCEDES-BENZ	33	11	2	7	53
MINI	0	0	0	0	0
mitsubishi	18	0	0	0	18
NISSAN	58	0	10	0	68
OPEL	11	0	3	0	14
PEUGEOT	17	0	0	0	17
POLARIS	1	0	0	0	1
PORSCHE	9	0	0	0	9
RENAULT	52	0	21	0	73
SCANIA	0	2	0	7	9
SKODA	71	0	0	0	71
SSANGYONG	16	0	0	0	16
SUBARU	25	0	0	0	25
SUZUKI	23	0	0	0	23
TESLA MOTORS	3	0	0	0	3
TOYOTA	126	0	18	0	144
VDL	0	1	0	0	1
VOLKSWAGEN	30	0	8	0	38
VOLKSWAGEN, VW	53	0	29	0	82
VOLVO	28	0	0	3	31
<b>Alls</b>	<b>955</b>	<b>17</b>	<b>121</b>	<b>28</b>	<b>1.121</b>

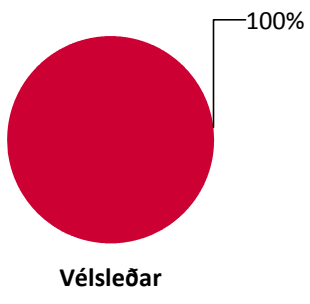
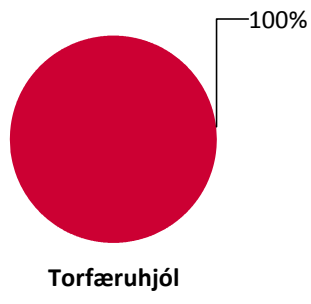

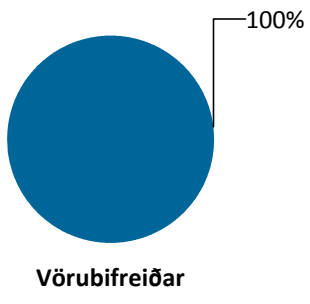
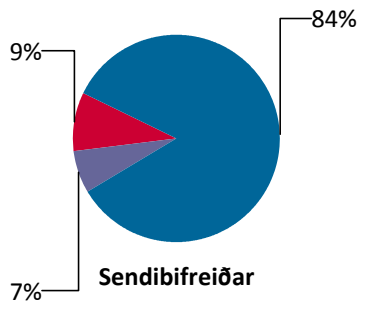
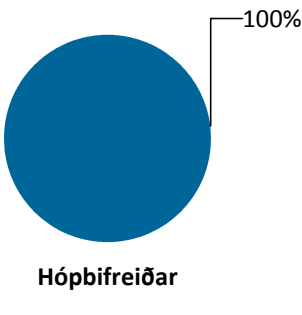
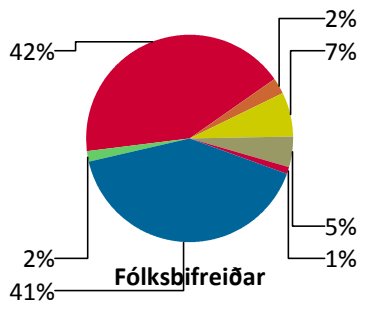
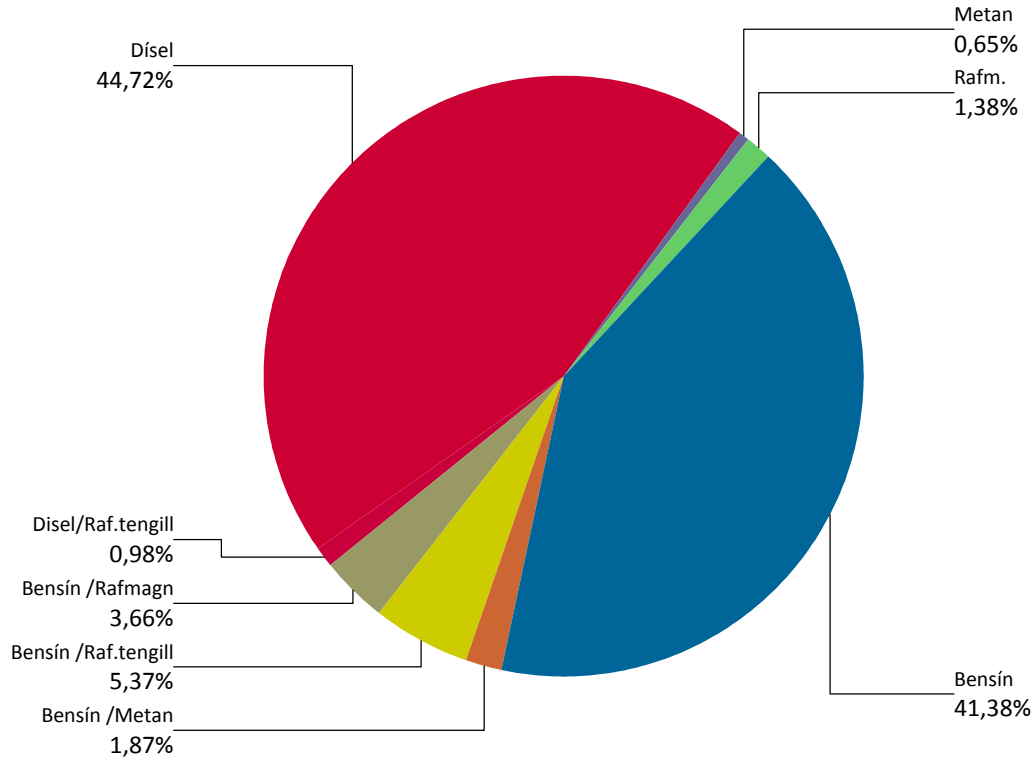
	Þung bifhjól	Torfæruhjól	Vélsleðar	Alls
ARCTIC CAT	0	0	23	23
BMW	1	0	0	1
CFMOTO	4	0	0	4
GOES	4	0	0	4
KAWASAKI	0	1	0	1
LYNX	0	0	1	1
POLARIS	0	1	25	26
SKI-DOO	0	0	3	3
TRS	1	0	0	1
YAMAHA	2	0	20	22
<b>Alls</b>	<b>12</b>	<b>2</b>	<b>72</b>	<b>86</b>

	Dráttarvélar	Eftirvagnar	Ferðavagnar	Alls
BRENDERUP	0	3	0	3
CAN-AM	7	0	0	7
CLAAS	4	0	0	4

	Dráttarvélar	Eftirvagnar	Ferðavagnar	Alls
EKERI	0	2	0	2
FENDT	1	0	0	1
FLIEGL	0	1	0	1
HENGIVAGN	0	3	0	3
HENRA	0	1	0	1
HULCO	0	2	0	2
HUMBAUR	0	3	0	3
IFOR WILLIAMS	0	5	0	5
INDESPENSION	0	3	0	3
MEILLER	0	3	0	3
MERLO	1	0	0	1
NEW HOLLAND	3	0	0	3
PACTON	0	1	0	1
QUADDY	1	0	0	1
RAGNAR VALSSON	0	3	0	3
SAURIUM	0	0	1	1
SOLIS	3	0	0	3
STEMA	0	3	0	3
VAK	0	1	0	1
VALTRA	3	0	0	3
VÍKURVAGNAR	0	1	0	1
<b>Alls</b>	<b>23</b>	<b>35</b>	<b>1</b>	<b>59</b>

Nýskráning nýrra ökutækja eftir orkugjafa

Dagsetning: 1.11.2016 - 30.11.2016



- Bensín
- Dísel
- Bensín / Raf.tengill
- Rafm.
- Bensín / Metan
- Metan
- Bensín / Rafmagn

Heimilt er að birta einstaka niðurstöður úr þessari skýrslu ef heimilda er getið. Ekki er heimilt að afrita skýrsluna, hvorki að hluta né í heild sinni, til dreifingar.

## Fólksbifreiðar

	Bensín	Bensín /Metan	Bensín /Raf.ten	Bensín /Rafmag	Dísel	Rafm.	Dísel/Ra f.tengill	Alls
AUDI	3	0	4	0	2	0	12	21
BMW	0	0	2	0	18	0	0	20
BMW I	0	0	1	0	0	1	0	2
CHEVROLET	8	0	0	0	0	0	0	8
CITROEN	2	0	0	0	4	0	0	6
DACIA	0	0	0	0	12	0	0	12
DODGE	3	0	0	0	0	0	0	3
FORD	45	0	0	0	16	0	0	61
HONDA	69	0	0	0	11	0	0	80
HYUNDAI	15	0	0	0	14	0	0	29
JEEP	1	0	0	0	1	0	0	2
KIA	13	0	0	5	46	2	0	66
LAND ROVER	0	0	0	0	12	0	0	12
LEXUS	0	0	0	2	0	0	0	2
MAZDA	55	0	0	0	2	0	0	57
MERCEDES-BENZ	5	0	12	0	16	0	0	33
MITSUBISHI	3	0	12	0	3	0	0	18
NISSAN	11	0	0	0	40	7	0	58
OPEL	6	0	0	0	5	0	0	11
PEUGEOT	12	0	0	0	5	0	0	17
POLARIS	1	0	0	0	0	0	0	1
PORSCHE	0	0	6	0	3	0	0	9
RENAULT	3	0	0	0	49	0	0	52
SKODA	20	11	0	0	40	0	0	71
SSANGYONG	0	0	0	0	16	0	0	16
SUBARU	20	0	0	0	5	0	0	25
SUZUKI	22	0	0	0	1	0	0	23
TESLA MOTORS	0	0	0	0	0	3	0	3
TOYOTA	58	0	0	38	30	0	0	126
VOLKSWAGEN	17	6	0	0	4	3	0	30
VOLKSWAGEN, VW	11	6	24	0	11	1	0	53
VOLVO	1	0	5	0	22	0	0	28
<b>Alls</b>	<b>404</b>	<b>23</b>	<b>66</b>	<b>45</b>	<b>388</b>	<b>17</b>	<b>12</b>	<b>955</b>

## Hópbifreiðar

	Dísel	Alls
FORD	2	2
IVECO	1	1
MERCEDES-BENZ	11	11
SCANIA	2	2
VDL	1	1
<b>Alls</b>	<b>17</b>	<b>17</b>

## Sendibifreiðar

	Bensín	Dísel	Metan	Alls
CITROEN	0	11	0	11
DACIA	0	1	0	1
FORD	2	15	0	17
KIA	1	0	0	1

	Bensín	Dísel	Metan	Alls
MERCEDES-BENZ	0	2	0	2
NISSAN	0	10	0	10
OPEL	0	3	0	3
RENAULT	1	20	0	21
TOYOTA	1	17	0	18
VOLKSWAGEN	0	8	0	8
VOLKSWAGEN, VW	6	15	8	29
<b>Alls</b>	<b>11</b>	<b>102</b>	<b>8</b>	<b>121</b>

### Vörubifreiðar

	Dísel	Alls
FORD	5	5
MAN	4	4
MERCEDES - BENZ	2	2
MERCEDES-BENZ	7	7
SCANIA	7	7
VOLVO	3	3
<b>Alls</b>	<b>28</b>	<b>28</b>

### Pung bifhjól

	Bensín	Alls
BMW	1	1
CFMOTO	4	4
GOES	4	4
TRS	1	1
YAMAHA	2	2
<b>Alls</b>	<b>12</b>	<b>12</b>

### Torfæruhjól

	Bensín	Alls
KAWASAKI	1	1
POLARIS	1	1
<b>Alls</b>	<b>2</b>	<b>2</b>

### Vélsleðar

	Bensín	Alls
ARCTIC CAT	23	23
LYNX	1	1
POLARIS	25	25
SKI-DOO	3	3
YAMAHA	20	20
<b>Alls</b>	<b>72</b>	<b>72</b>

### Dráttarvélar

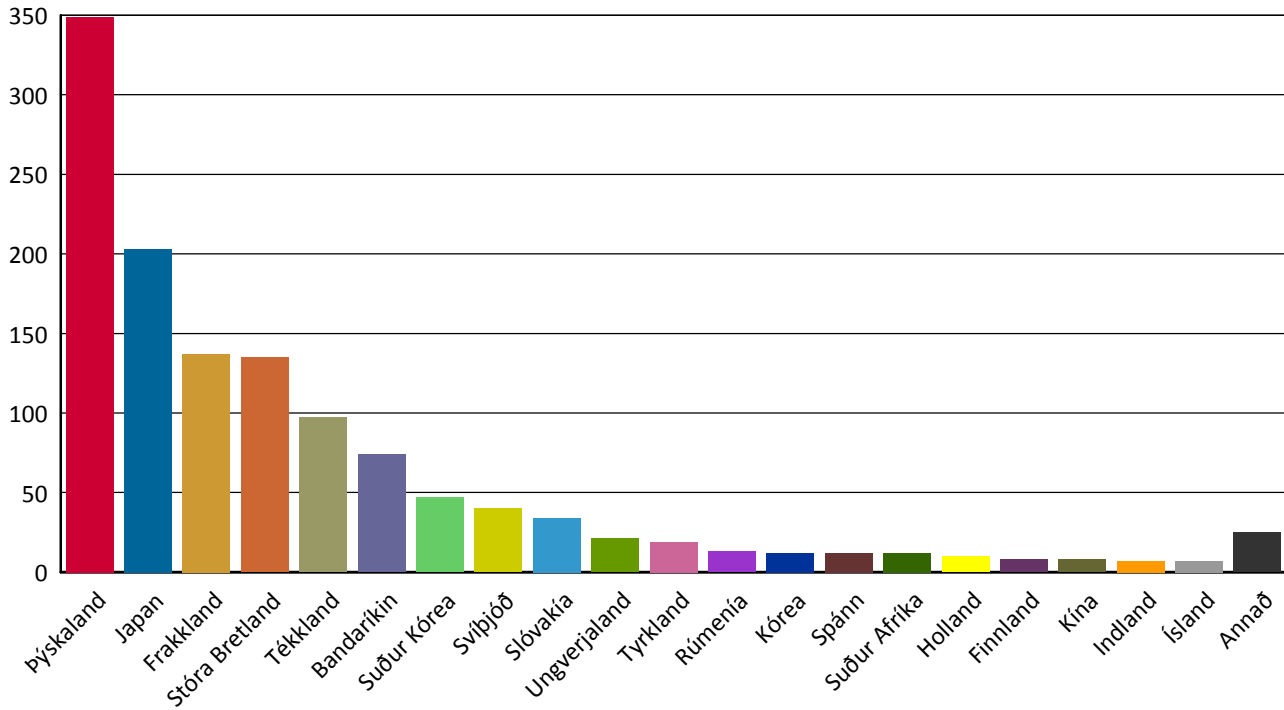
	Bensín	Dísel	Alls
CAN-AM	7	0	7
CLAAS	0	4	4

	<b>Bensín</b>	<b>Dísel</b>	<b>Alls</b>
FENDT	0	1	<b>1</b>
MERLO	0	1	<b>1</b>
NEW HOLLAND	0	3	<b>3</b>
QUADDY	1	0	<b>1</b>
SOLIS	0	3	<b>3</b>
VALTRA	0	3	<b>3</b>
<b>Alls</b>	<b>8</b>	<b>15</b>	<b>23</b>

## Nýskráning nýrra ökutækja eftir framleiðslulöndum

Tímabil: 1.11.2016 - 30.11.2016

## Topp 20



	Fólksbifreiðar	Hópbifreiðar	Sendibifreiðar	Vörubifreiðar	Alls
Afganistan	1	0	0	0	1
Bandaríkin	41	0	0	5	46
Belgía	0	0	5	0	5
Frakkland	101	0	32	0	133
Holland	0	1	0	0	1
Indland	7	0	0	0	7
Ítalía	0	1	0	0	1
Japan	184	0	0	0	184
Kanada	2	0	0	0	2
Kórea	12	0	0	0	12
Rúmenía	12	0	1	0	13
Slóvakía	34	0	0	0	34
Spánn	2	0	10	0	12
Stóra Bretland	102	0	0	0	102
Suður Afríka	0	0	12	0	12
Suður Kórea	46	0	1	0	47
Svíþjóð	28	2	0	10	40
Tékkland	93	0	1	0	94
Tyrkland	19	0	0	0	19
Ungverjaland	21	0	0	0	21
Þýskaland	250	13	59	13	335
<b>Alls</b>	<b>955</b>	<b>17</b>	<b>121</b>	<b>28</b>	<b>1.121</b>

	Pung bifhjól	Torfæruhjól	Vélsleðar	Alls
Bandaríkin	0	0	28	28
Finnland	0	0	1	1
Japan	3	1	15	19
Kanada	0	0	3	3
Kína	8	0	0	8
Stóra Bretland	0	0	25	25
Taiwan	0	1	0	1

Heimilt er að birta einstaka niðurstöður úr þessari skýrslu ef heimilda er getið. Ekki er heimilt að afrita skýrsluna, hvorki að hluta né í heild sinni, til dreifingar.



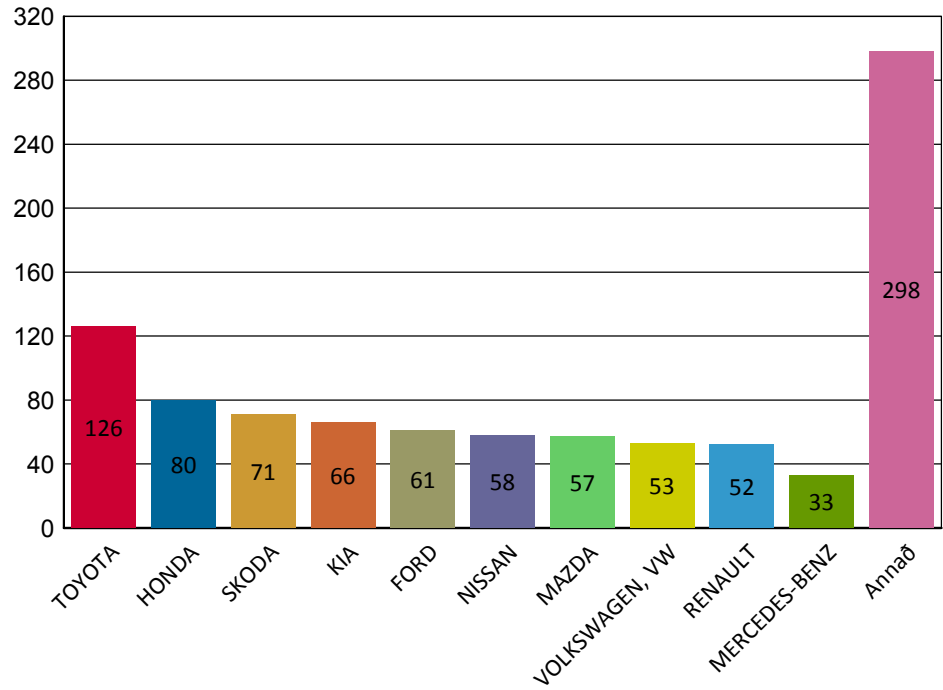
	<b>Þung bifhjól</b>	<b>Torfæruhjól</b>	<b>Vélsleðar</b>	<b>Alls</b>
Þýskaland	1	0	0	1
<b>Alls</b>	<b>12</b>	<b>2</b>	<b>72</b>	<b>86</b>
	<b>Dráttarvélar</b>	<b>Eftirvagnar</b>	<b>Ferðavagnar</b>	<b>Alls</b>
Danmörk	0	3	0	3
Finnland	3	3	0	6
Frakkland	4	0	0	4
Holland	4	2	0	6
Ísland	0	7	0	7
Ítalía	1	0	0	1
Mexíkó	7	0	0	7
Portúgal	0	0	1	1
Stóra Bretland	0	8	0	8
Tékkland	3	0	0	3
Þýskaland	1	12	0	13
<b>Alls</b>	<b>23</b>	<b>35</b>	<b>1</b>	<b>59</b>

## Nýskráning nýrra ökutækja - Topp 10 fólksbifreiðar

Tímabil: 1.11.2016 - 30.11.2016

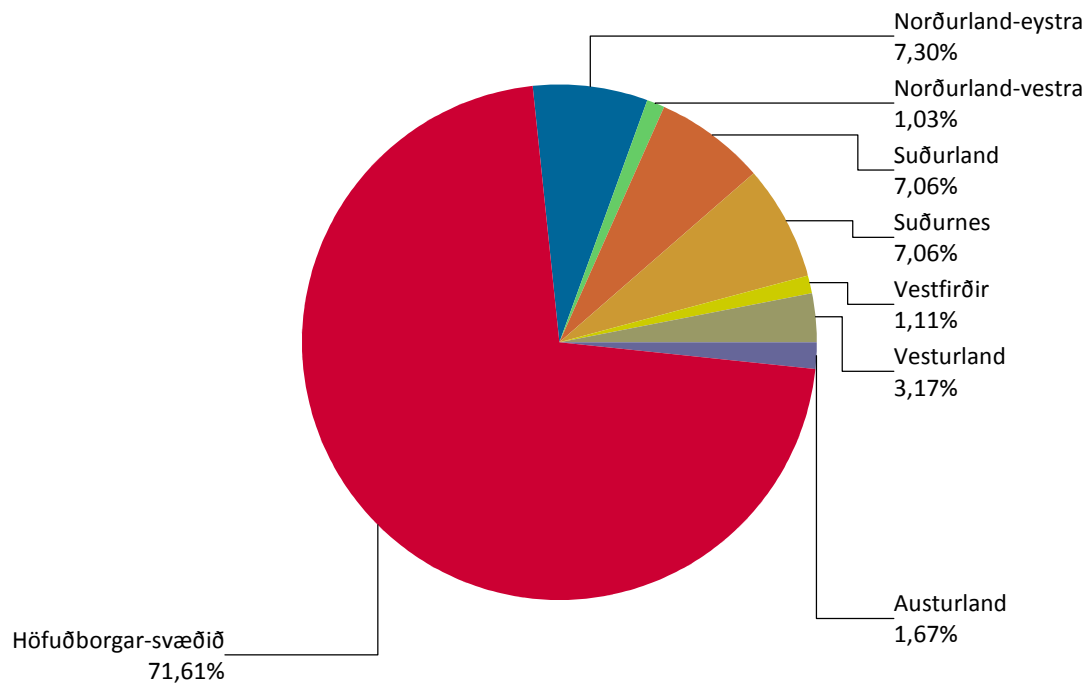
## Topp 10

Fólksbifreiðar	
TOYOTA	126
HONDA	80
SKODA	71
KIA	66
FORD	61
NISSAN	58
MAZDA	57
VOLKSWAGEN, VW	53
RENAULT	52
MERCEDES-BENZ	33



## Nýskráning nýrra ökutækja eftir landshlutum

Dagsetning: 1.11.2016 - 30.11.2016



	Höfuðborgar-svæðið	Suðurnes	Vesturland	Vestfirðir	Norðurland-vestra	Norðurland-eystra	Austurland	Suðurland	Alls
Fólksbífreiðar	704	78	33	6	5	60	8	56	950
Hópbífreiðar	16	0	0	0	0	0	0	1	17
Sendibífreiðar	77	7	4	1	1	16	1	11	118
Vörubífreiðar	22	2	1	1	2	0	0	0	28
pung bifhjól	4	1	1	0	2	2	1	0	11
Torfæruhjól	1	0	0	0	0	0	0	1	2
Vélsleðar	34	0	1	3	0	10	10	14	72
Dráttarvélur	16	0	0	3	0	1	0	3	23
Eftirvagnar	25	1	0	0	3	2	1	3	35
Ferðavagnar	1	0	0	0	0	0	0	0	1
<b>Alls</b>	<b>900</b>	<b>89</b>	<b>40</b>	<b>14</b>	<b>13</b>	<b>91</b>	<b>21</b>	<b>89</b>	<b>1.257</b>

	Höfuðborgar-svæðið	Suðurnes	Vesturland	Vestfirðir	Norðurland-vestra	Norðurland-eystra	Austurland	Suðurland	Alls
ARCTIC CAT	4	0	1	1	0	3	0	14	23
AUDI	12	0	0	1	0	8	0	0	21
BMW	15	2	3	0	0	1	0	0	21
BMW I	1	0	1	0	0	0	0	0	2
BRENDERUP	3	0	0	0	0	0	0	0	3
CAN-AM	6	0	0	0	0	0	0	1	7
CFMOTO	0	0	1	0	1	1	0	0	3
CHEVROLET	8	0	0	0	0	0	0	0	8
CITROEN	14	1	0	0	0	0	0	2	17
CLAAS	1	0	0	3	0	0	0	0	4
DACIA	5	2	0	0	0	3	0	3	13
DODGE	3	0	0	0	0	0	0	0	3
EKERI	2	0	0	0	0	0	0	0	2
FENDT	1	0	0	0	0	0	0	0	1
FLIEGL	0	0	0	0	0	0	1	0	1
FORD	72	2	2	0	1	1	0	7	85

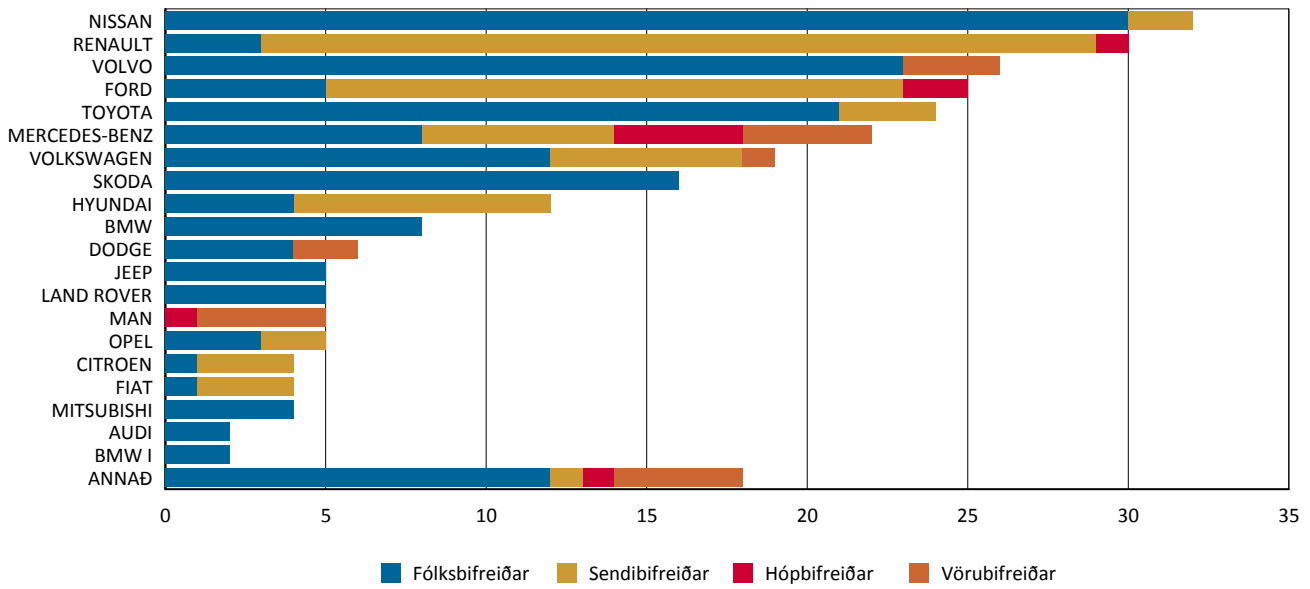
	Höfuðborgar -svæðið	Suðurnes	Vesturland	Vestfirðir	Norðurland- vestra	Norðurland- eystra	Austurland	Suðurland	Alls
GOES	1	1	0	0	1	1	0	0	4
HENGIVAGN	3	0	0	0	0	0	0	0	3
HENRA	1	0	0	0	0	0	0	0	1
HONDA	65	4	5	0	1	2	0	3	80
HULCO	2	0	0	0	0	0	0	0	2
HUMBAUR	1	0	0	0	1	1	0	0	3
HYUNDAI	19	4	2	1	0	0	1	2	29
IFOR WILLIAMS	5	0	0	0	0	0	0	0	5
INDESPENSION	1	0	0	0	2	0	0	0	3
IVECO	1	0	0	0	0	0	0	0	1
JEEP	2	0	0	0	0	0	0	0	2
KAWASAKI	0	0	0	0	0	0	0	1	1
KIA	50	6	2	0	0	1	1	7	67
LAND ROVER	10	0	0	0	0	0	0	1	11
LEXUS	2	0	0	0	0	0	0	0	2
LYNX	1	0	0	0	0	0	0	0	1
MAN	4	0	0	0	0	0	0	0	4
MAZDA	49	1	2	1	0	3	0	1	57
MEILLER	3	0	0	0	0	0	0	0	3
MERCEDES - BENZ	2	0	0	0	0	0	0	0	2
MERCEDES-BENZ	46	3	0	0	0	2	0	1	52
MERLO	1	0	0	0	0	0	0	0	1
MITSUBISHI	16	0	0	0	0	1	0	1	18
NEW HOLLAND	6	0	0	0	0	0	0	0	6
NISSAN	47	7	4	0	1	5	1	3	68
OPEL	11	1	0	0	0	0	0	0	12
PACTON	1	0	0	0	0	0	0	0	1
PEUGEOT	14	1	1	0	0	0	0	1	17
POLARIS	10	0	0	1	0	6	10	0	27
PORSCHE	8	0	0	0	0	0	0	1	9
QUADDY	1	0	0	0	0	0	0	0	1
RAGNAR VALSSON	1	0	0	0	0	0	0	2	3
RENAULT	52	7	7	0	0	3	1	1	71
SAURIUM	1	0	0	0	0	0	0	0	1
SCANIA	6	1	0	0	1	0	0	1	9
SKI-DOO	3	0	0	0	0	0	0	0	3
SKODA	34	12	1	0	2	16	1	5	71
SOLIS	1	0	0	0	0	1	0	1	3
SSANGYONG	11	0	0	0	0	1	1	3	16
STEMA	0	1	0	0	0	1	0	1	3
SUBARU	19	1	1	2	0	0	0	2	25
SUZUKI	20	1	0	0	0	0	0	2	23
TESLA MOTORS	3	0	0	0	0	0	0	0	3
TOYOTA	94	22	3	1	0	10	2	11	143
TRS	1	0	0	0	0	0	0	0	1
VAK	1	0	0	0	0	0	0	0	1
VALTRA	2	0	0	0	0	1	0	1	4
VDL	1	0	0	0	0	0	0	0	1
VÍKURVAGNAR	1	0	0	0	0	0	0	0	1
VOLKSWAGEN	23	2	2	0	0	9	0	1	37
VOLKSWAGEN, VW	60	4	0	1	0	9	1	7	82
VOLVO	20	3	2	1	2	1	0	2	31
YAMAHA	19	0	0	1	0	1	1	0	22

	Höfuðborgar -svæðið	Suðurnes	Vesturland	Vestfirðir	Norðurland- vestra	Norðurland- eystra	Austurland	Suðurland	Alls
Alls	903	89	40	14	13	92	21	89	1.261

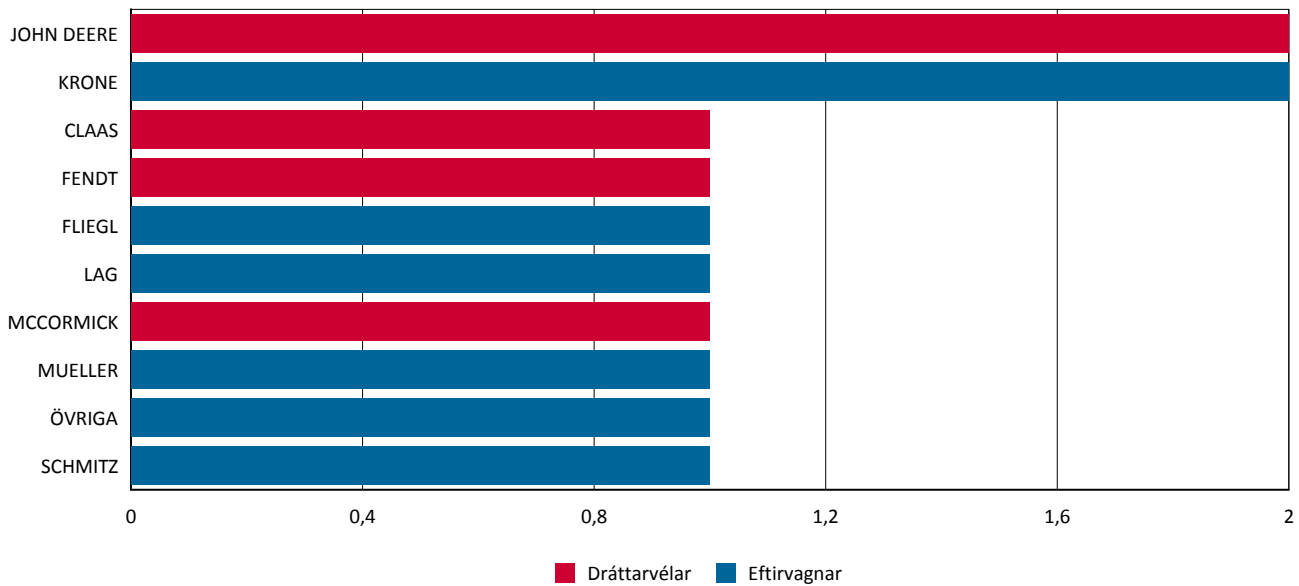
## Nýskráning notaðra ökutæki eftir tegund

Tímabil: 1.11.2016 - 30.11.2016

## Topp 20



## Topp 20



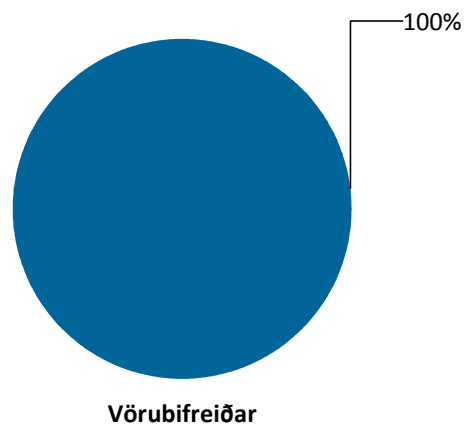
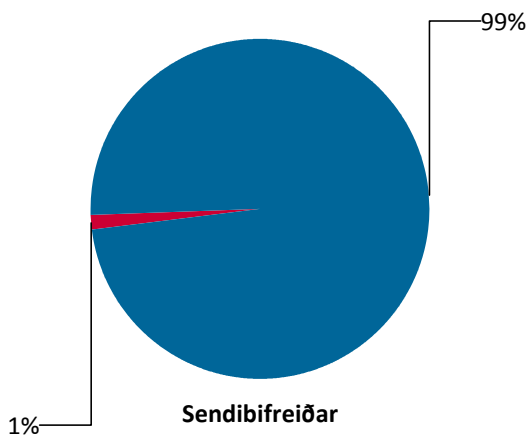
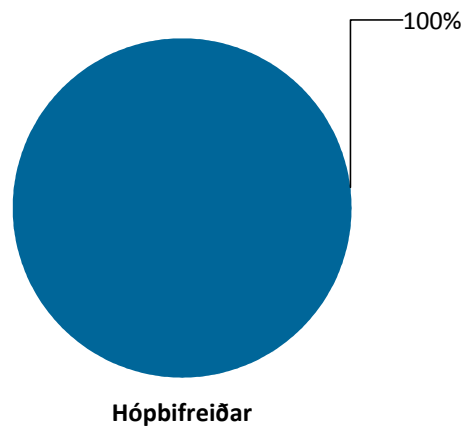
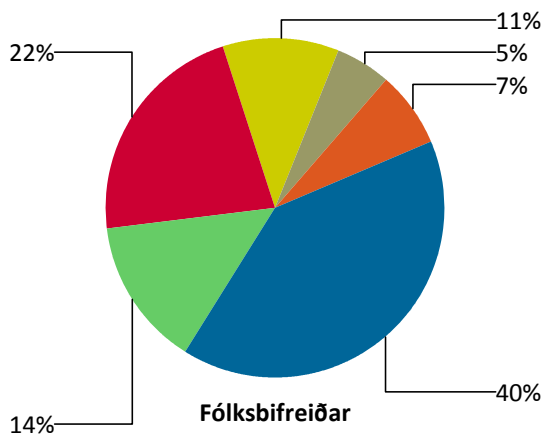
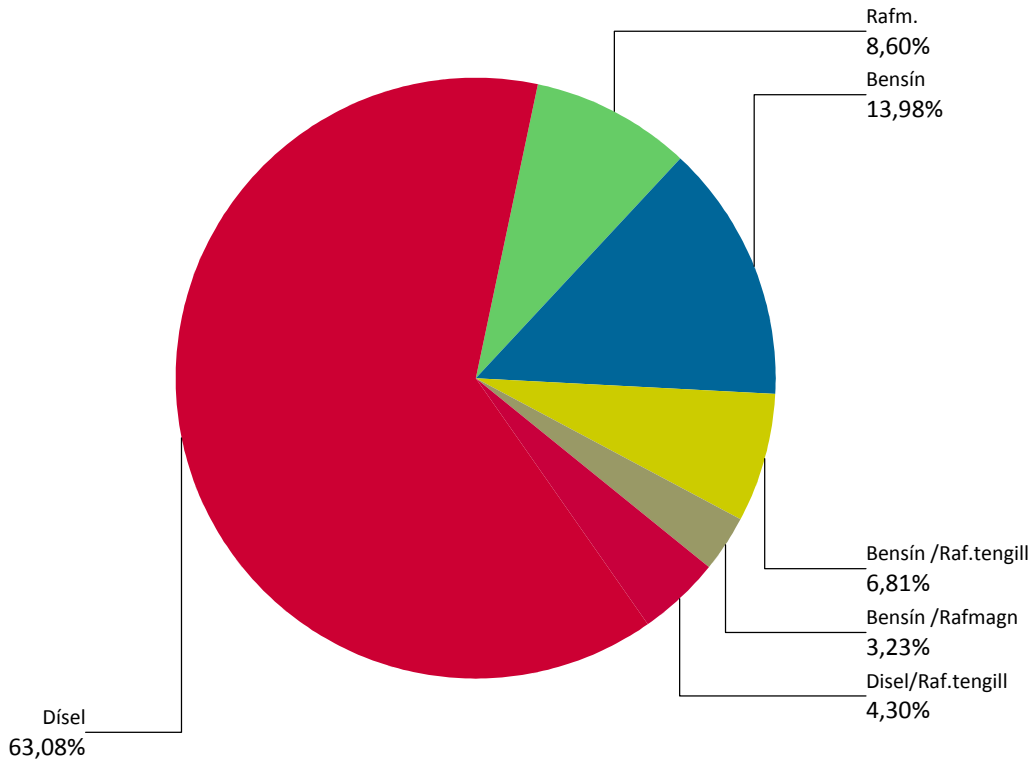
	Fólksbifreiðar	Hópbifreiðar	Sendibifreiðar	Vörubifreiðar	Alls
ALFA ROMEO	1	0	0	0	1
AUDI	2	0	0	0	2
BMW	8	0	0	0	8
BMW I	2	0	0	0	2
CHEVROLET	1	0	1	0	2
CITROEN	1	0	3	0	4
DODGE	4	0	0	2	6
FIAT	1	0	3	0	4
FORD	5	2	18	0	25
GAZ	1	0	0	0	1
HYUNDAI	4	0	8	0	12
IVECO	0	0	0	2	2
JAGUAR	1	0	0	0	1
JAGUAR LAND ROVER	1	0	0	0	1
JEEP	5	0	0	0	5
LAND ROVER	5	0	0	0	5

	Fólksbifreiðar	Hópbifreiðar	Sendibifreiðar	Vörubifreiðar	Alls
MAN	0	1	0	4	5
MAZDA	1	0	0	0	1
MERCEDES-BENZ	8	4	6	4	22
MINI	1	0	0	0	1
MITSUBISHI	4	0	0	0	4
NISSAN	30	0	2	0	32
OPEL	3	0	2	0	5
PORSCHE	1	0	0	0	1
RENAULT	3	1	26	0	30
SAAB	1	0	0	0	1
SCANIA	0	0	0	2	2
SETRA	0	1	0	0	1
SKODA	16	0	0	0	16
SUBARU	1	0	0	0	1
SUZUKI	1	0	0	0	1
TESLA MOTORS	1	0	0	0	1
TOYOTA	21	0	3	0	24
VOLKSWAGEN	12	0	6	1	19
VOLVO	23	0	0	3	26
<b>Alls</b>	<b>169</b>	<b>9</b>	<b>78</b>	<b>18</b>	<b>274</b>

	Dráttarvélar	Eftirvagnar	Alls
CLAAS	1	0	1
FENDT	1	0	1
FLIEGL	0	1	1
JOHN DEERE	2	0	2
KRONE	0	2	2
LAG	0	1	1
MCCORMICK	1	0	1
MUELLER	0	1	1
SCHMITZ	0	1	1
ÖVRIGA	0	1	1
<b>Alls</b>	<b>5</b>	<b>7</b>	<b>12</b>

Nýskráning notaðra ökutækja eftir orkugjafa

Dagsetning: 1.11.2016 - 30.11.2016



- Bensín
- Bensín /Raf.tengill
- Bensín /Rafmagn
- Disel/Raf.tengill
- Dísel
- Rafm.



## Fólksbifreiðar

	Bensín	Bensín /Raf.ten	Bensín /Rafmag	Dísel	Rafm.	Dísel/Ra f.tengill	Alls
ALFA ROMEO	1	0	0	0	0	0	1
AUDI	0	0	0	1	0	1	2
BMW	2	0	0	6	0	0	8
BMW I	0	2	0	0	0	0	2
CHEVROLET	1	0	0	0	0	0	1
CITROEN	0	0	0	1	0	0	1
DODGE	4	0	0	0	0	0	4
FIAT	1	0	0	0	0	0	1
FORD	2	1	0	1	1	0	5
GAZ	1	0	0	0	0	0	1
HYUNDAI	0	0	0	4	0	0	4
JAGUAR	0	0	0	1	0	0	1
JAGUAR LAND ROVE	0	0	0	1	0	0	1
JEEP	5	0	0	0	0	0	5
LAND ROVER	1	0	0	4	0	0	5
MAZDA	1	0	0	0	0	0	1
MERCEDES-BENZ	2	0	0	6	0	0	8
MINI	1	0	0	0	0	0	1
MITSUBISHI	0	4	0	0	0	0	4
NISSAN	0	0	0	12	18	0	30
OPEL	1	0	0	2	0	0	3
PORSCHE	0	1	0	0	0	0	1
RENAULT	0	0	0	2	1	0	3
SAAB	1	0	0	0	0	0	1
SKODA	3	0	0	13	0	0	16
SUBARU	1	0	0	0	0	0	1
SUZUKI	0	0	0	1	0	0	1
TESLA MOTORS	0	0	0	0	1	0	1
TOYOTA	6	0	9	6	0	0	21
VOLKSWAGEN	3	4	0	2	3	0	12
VOLVO	0	7	0	5	0	11	23
<b>Alls</b>	<b>37</b>	<b>19</b>	<b>9</b>	<b>68</b>	<b>24</b>	<b>12</b>	<b>169</b>

## Hópbifreiðar

	Dísel	Alls
FORD	2	2
MAN	1	1
MERCEDES-BENZ	4	4
RENAULT	1	1
SETRA	1	1
<b>Alls</b>	<b>9</b>	<b>9</b>

## Sendibifreiðar

	Bensín	Dísel	Alls
CHEVROLET	1	0	1
CITROEN	0	3	3
FIAT	0	3	3
FORD	0	18	18
HYUNDAI	0	8	8

	Bensín	Dísel	Alls
MERCEDES-BENZ	0	6	6
NISSAN	0	2	2
OPEL	0	2	2
RENAULT	0	26	26
TOYOTA	0	3	3
VOLKSWAGEN	0	6	6
<b>Alls</b>	<b>1</b>	<b>77</b>	<b>78</b>

### Vörubifreiðar

	Dísel	Alls
DODGE	2	2
IVECO	2	2
MAN	4	4
MERCEDES-BENZ	4	4
SCANIA	2	2
VOLKSWAGEN	1	1
VOLVO	3	3
<b>Alls</b>	<b>18</b>	<b>18</b>

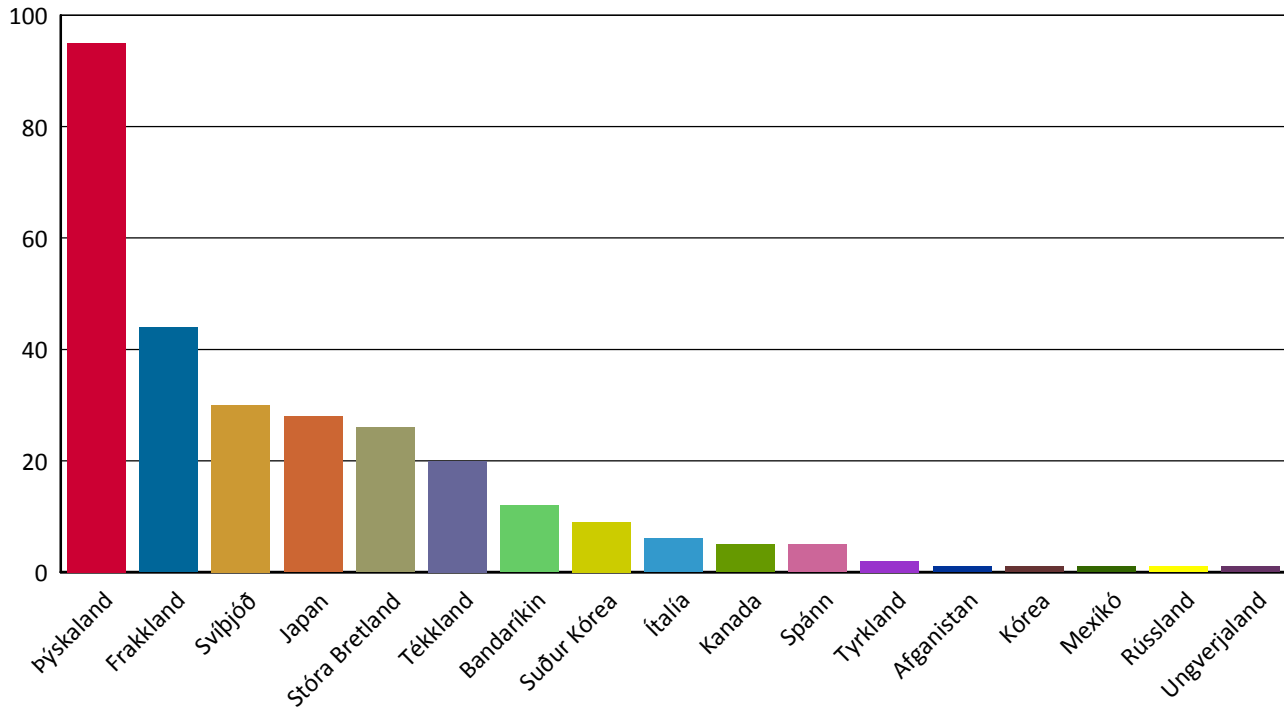
### Dráttarvélar

	Bensín	Dísel	Alls
CLAAS	1	0	1
FENDT	0	1	1
JOHN DEERE	0	2	2
MCCORMICK	0	1	1
<b>Alls</b>	<b>1</b>	<b>4</b>	<b>5</b>

## Nýskráning notaðra ökutækja eftir framleiðslulöndum

Tímabil: 1.11.2016 - 30.11.2016

## Topp 20



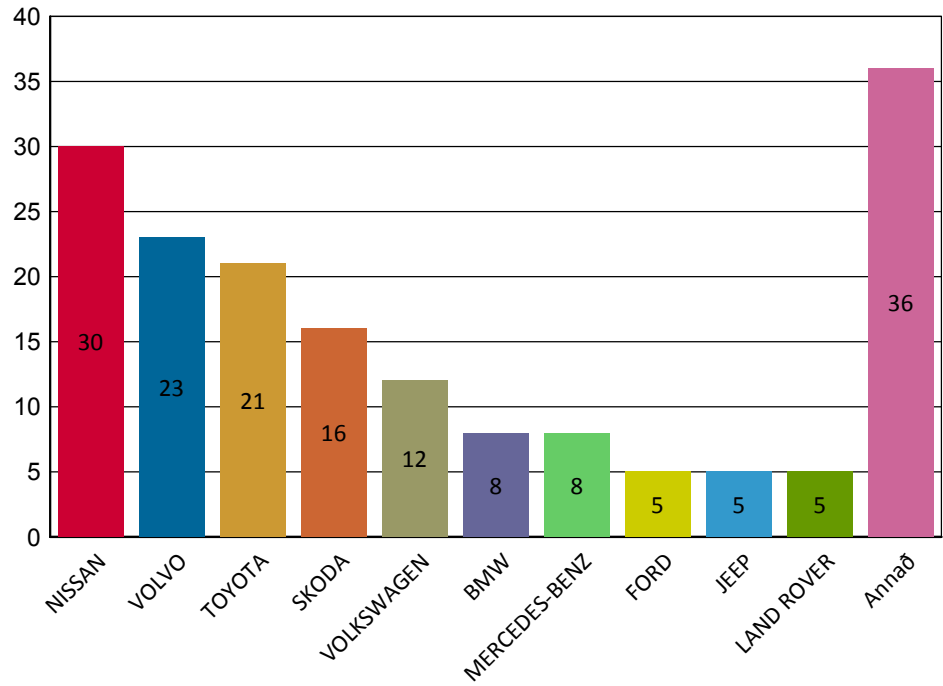
	Fólksbílfreiðar	Hópbílfreiðar	Sendibílfreiðar	Vörubílfreiðar	Alls
Afganistan	1	0	0	0	1
Bandaríkin	9	0	1	0	10
Frakkland	12	1	29	0	42
Ítalía	1	0	3	2	6
Japan	25	0	3	0	28
Kanada	3	0	0	2	5
Kórea	1	0	0	0	1
Mexíkó	1	0	0	0	1
Rússland	1	0	0	0	1
Spánn	3	0	2	0	5
Stóra Bretland	25	0	0	0	25
Suður Kórea	1	0	8	0	9
Svíþjóð	24	0	0	5	29
Tékkland	20	0	0	0	20
Tyrkland	2	0	0	0	2
Ungverjaland	1	0	0	0	1
Þýskaland	39	8	32	9	88
<b>Alls</b>	<b>169</b>	<b>9</b>	<b>78</b>	<b>18</b>	<b>274</b>

	Dráttarvélar	Eftirvagnar	Alls
Bandaríkin	2	0	2
Frakkland	1	0	1
Stóra Bretland	0	1	1
Svíþjóð	0	1	1
Þýskaland	2	5	7
<b>Alls</b>	<b>5</b>	<b>7</b>	<b>12</b>

## Nýskráning notaðra ökutækja - Topp 10 fólksbifreiðar

Tímabil: 1.11.2016 - 30.11.2016

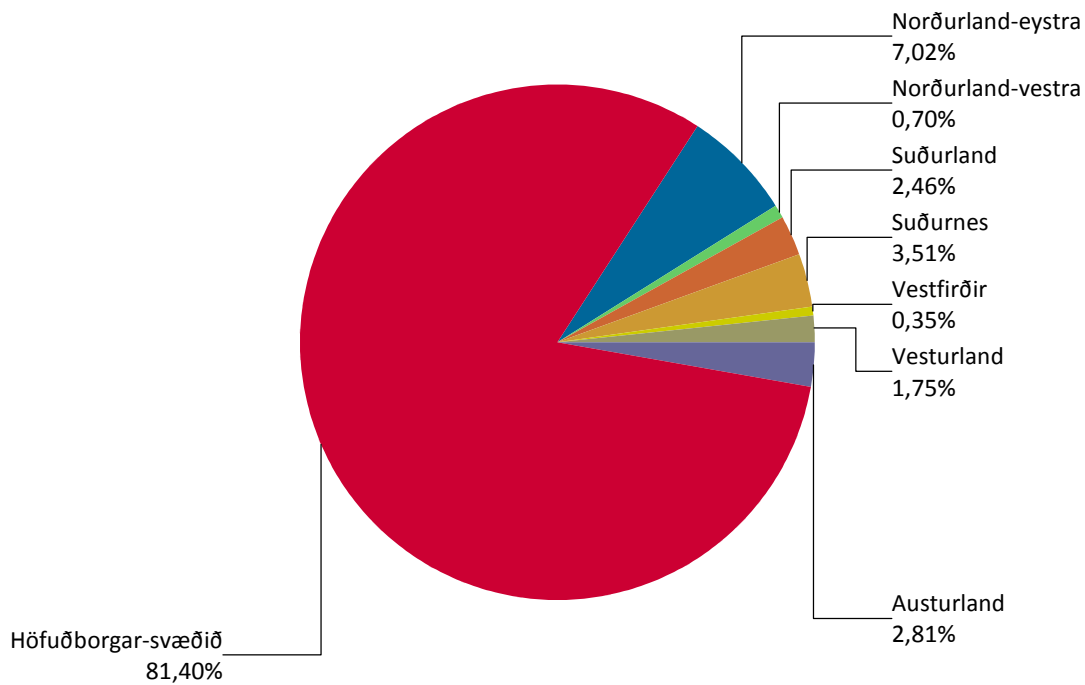
## Topp 10



Fólksbifreiðar	
NISSAN	30
VOLVO	23
TOYOTA	21
SKODA	16
VOLKSWAGEN	12
BMW	8
MERCEDES-BENZ	8
FORD	5
JEEP	5
LAND ROVER	5

## Nýskráning notaðra ökutækja eftir landshlutum

Dagsetning: 1.11.2016 - 30.11.2016



	Höfuðborgar-svæðið	Suðurnes	Vesturland	Vestfirðir	Norðurland-vestra	Norðurland-eystra	Austurland	Suðurland	Alls
Fólksbifreiðar	144	7	2	0	2	6	3	3	167
Hópbifreiðar	7	0	1	1	0	0	0	0	9
Sendibifreiðar	59	2	1	0	0	13	2	1	78
Vörubifreiðar	16	0	1	0	0	0	1	0	18
Dráttarvélar	1	0	0	0	0	1	1	2	5
Eftirvagnar	5	1	0	0	0	0	1	0	7
<b>Alls</b>	<b>232</b>	<b>10</b>	<b>5</b>	<b>1</b>	<b>2</b>	<b>20</b>	<b>8</b>	<b>6</b>	<b>284</b>

	Höfuðborgar-svæðið	Suðurnes	Vesturland	Vestfirðir	Norðurland-vestra	Norðurland-eystra	Austurland	Suðurland	Alls
ALFA ROMEO	1	0	0	0	0	0	0	0	1
AUDI	1	0	0	0	1	0	0	0	2
BMW	8	0	0	0	0	0	0	0	8
BMW I	1	0	0	0	0	1	0	0	2
CHEVROLET	2	0	0	0	0	0	0	0	2
CITROEN	2	1	0	0	0	0	0	1	4
CLAAS	0	0	0	0	0	0	1	0	1
DODGE	5	0	0	0	0	1	0	0	6
FENDT	0	0	0	0	0	1	0	0	1
FIAT	4	0	0	0	0	0	0	0	4
FLIEGL	0	1	0	0	0	0	0	0	1
FORD	22	0	0	0	0	2	0	1	25
GAZ	0	0	1	0	0	0	0	0	1
HYUNDAI	3	0	0	0	1	8	0	0	12
IVECO	2	0	0	0	0	0	0	0	2
JAGUAR	1	0	0	0	0	0	0	0	1
JAGUAR LAND ROVER LI	1	0	0	0	0	0	0	0	1
JEEP	1	3	0	0	0	1	0	0	5
JOHN DEERE	1	0	0	0	0	0	0	1	2
KRONE	2	0	0	0	0	0	0	0	2

	Höfuðborgar -svæðið	Suðurnes	Vesturland	Vestfirðir	Norðurland- vestra	Norðurland- eystra	Austurland	Suðurland	Alls
LAG	1	0	0	0	0	0	0	0	1
LAND ROVER	5	0	0	0	0	0	0	0	5
MAN	4	0	1	0	0	0	0	0	5
MASSEY FERGUSON	0	0	0	0	0	0	0	1	1
MAZDA	1	0	0	0	0	0	0	0	1
MCCORMICK	0	0	0	0	0	0	0	1	1
MERCEDES-BENZ	17	1	1	0	0	3	0	0	22
MINI	0	1	0	0	0	0	0	0	1
MITSUBISHI	3	0	0	0	0	0	0	1	4
MUELLER	1	0	0	0	0	0	0	0	1
NISSAN	30	0	0	0	0	0	2	0	32
OPEL	4	0	0	0	0	0	0	1	5
PORSCHE	0	1	0	0	0	0	0	0	1
RENAULT	28	0	0	1	0	1	0	0	30
SAAB	1	0	0	0	0	0	0	0	1
SCANIA	2	0	0	0	0	0	0	0	2
SCHMITZ	1	0	0	0	0	0	0	0	1
SETRA	0	0	1	0	0	0	0	0	1
SKODA	12	1	0	0	0	0	1	0	14
SUBARU	0	0	0	0	0	1	0	0	1
SUZUKI	1	0	0	0	0	0	0	0	1
TESLA MOTORS	1	0	0	0	0	0	0	0	1
TOYOTA	24	0	0	0	0	0	0	0	24
VOLKSWAGEN	18	0	1	0	0	0	0	0	19
VOLVO	21	1	0	0	0	1	3	0	26
ÖVRIGA	0	0	0	0	0	0	1	0	1
<b>Alls</b>	<b>232</b>	<b>10</b>	<b>5</b>	<b>1</b>	<b>2</b>	<b>20</b>	<b>8</b>	<b>7</b>	<b>285</b>