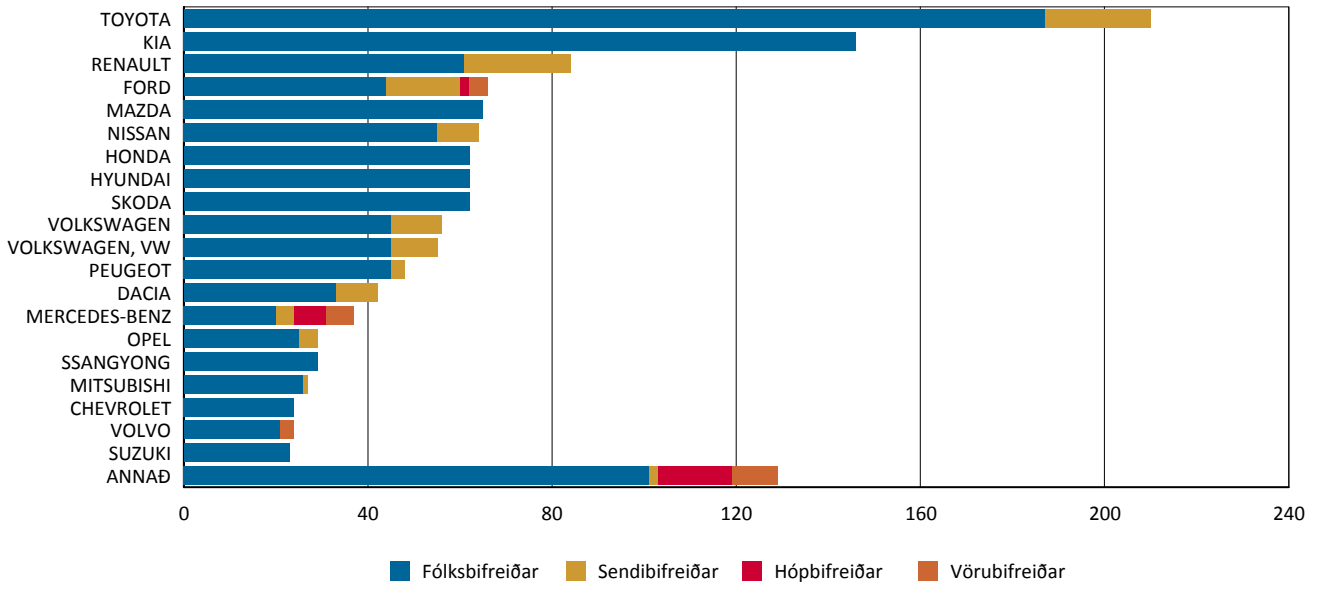


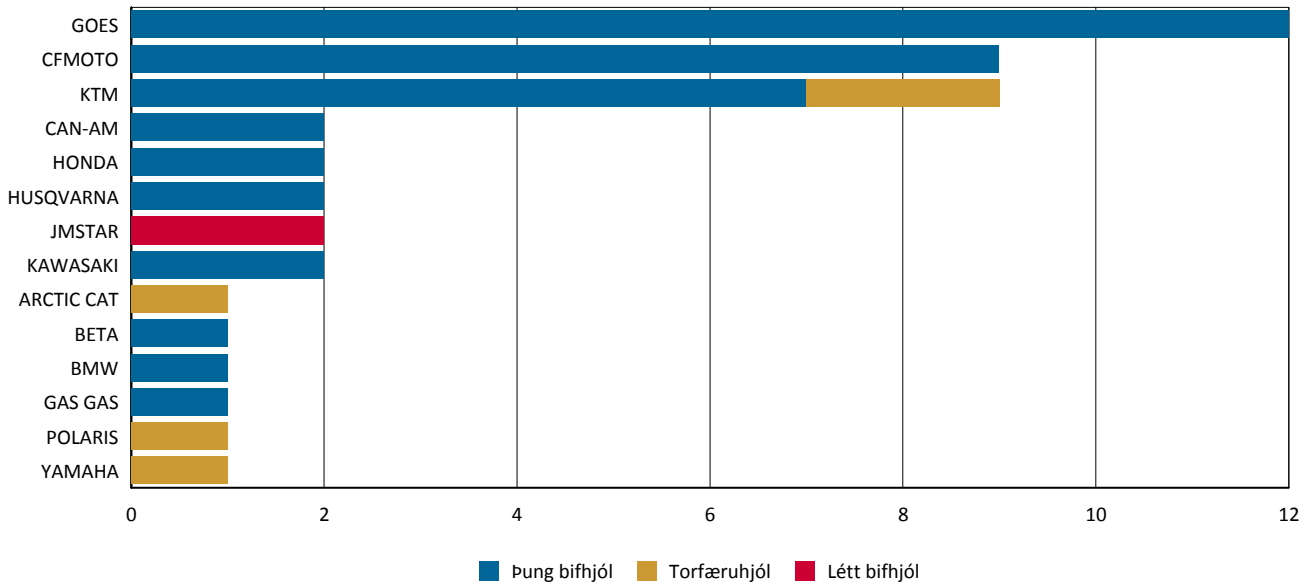
Nýskráning nýrra ökutæki eftir tegund

Tímabil: 1.8.2016 - 31.8.2016

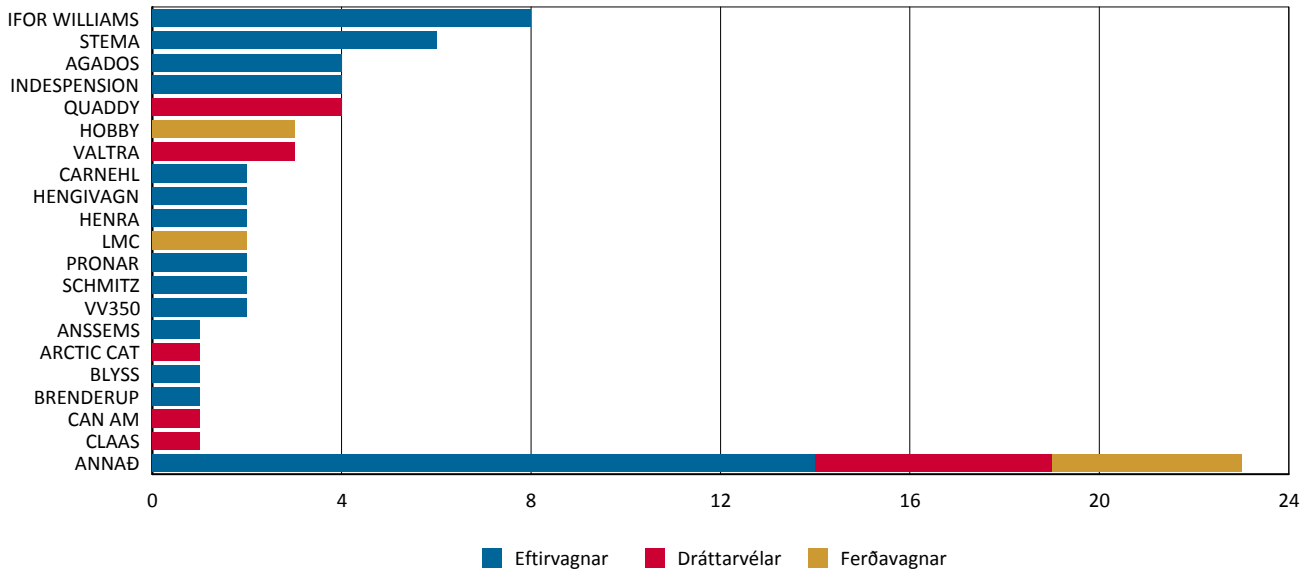
Topp 20



Topp 20



Topp 20



	Fólksbifreiðar	Hópbifreiðar	Sendibifreiðar	Vörubifreiðar	Alls
AUDI	9	0	0	0	9
BMW	18	0	0	0	18
BMW I	4	0	0	0	4
CHEVROLET	24	0	0	0	24
CITROEN	16	0	1	0	17
DACIA	33	0	9	0	42
DODGE	0	0	0	1	1
FIAT	8	0	0	0	8
FORD	44	2	16	4	66
HOBBY/FIAT	1	0	0	0	1
HONDA	62	0	0	0	62
HYUNDAI	62	0	0	0	62
ISUZU	0	0	1	0	1
IVECO	0	6	0	3	9
JEEP	1	0	0	0	1
KIA	146	0	0	0	146
LAND ROVER	16	0	0	0	16
LEXUS	9	0	0	0	9
MAN	0	0	0	2	2
MAZDA	65	0	0	0	65
MERCEDES-BENZ	20	7	4	6	37
MITSUBISHI	26	0	1	0	27
NISSAN	55	0	9	0	64
OPEL	25	0	4	0	29
PEUGEOT	45	0	3	0	48
PORSCHE	2	0	0	0	2
RENAULT	61	0	23	0	84
SCANIA	0	0	0	3	3
SETRA	0	1	0	0	1
SKODA	62	0	0	0	62
SSANGYONG	29	0	0	0	29
SUBARU	15	0	0	0	15
SUZUKI	23	0	0	0	23
TAZZARI	2	0	0	0	2
TEREX	0	0	0	1	1
TOYOTA	187	0	23	0	210
VDL	0	9	0	0	9
VOLKSWAGEN	45	0	11	0	56
VOLKSWAGEN, VW	45	0	10	0	55
VOLVO	21	0	0	3	24
Alls	1.181	25	115	23	1.344

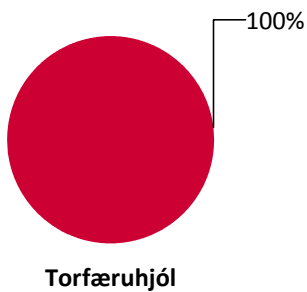

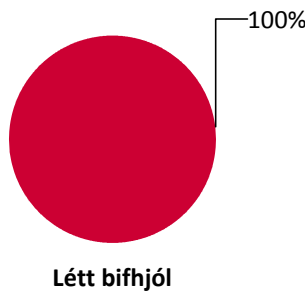
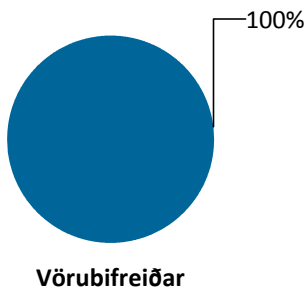
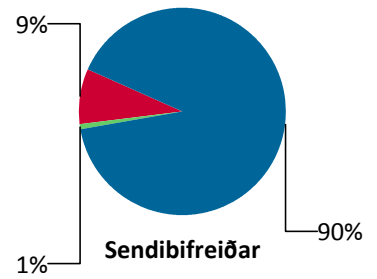
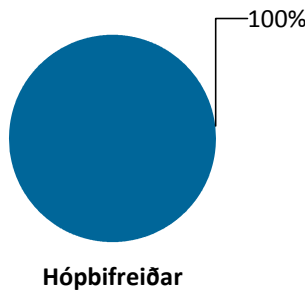
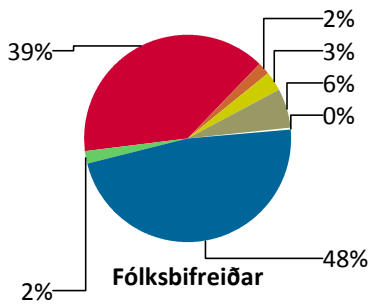
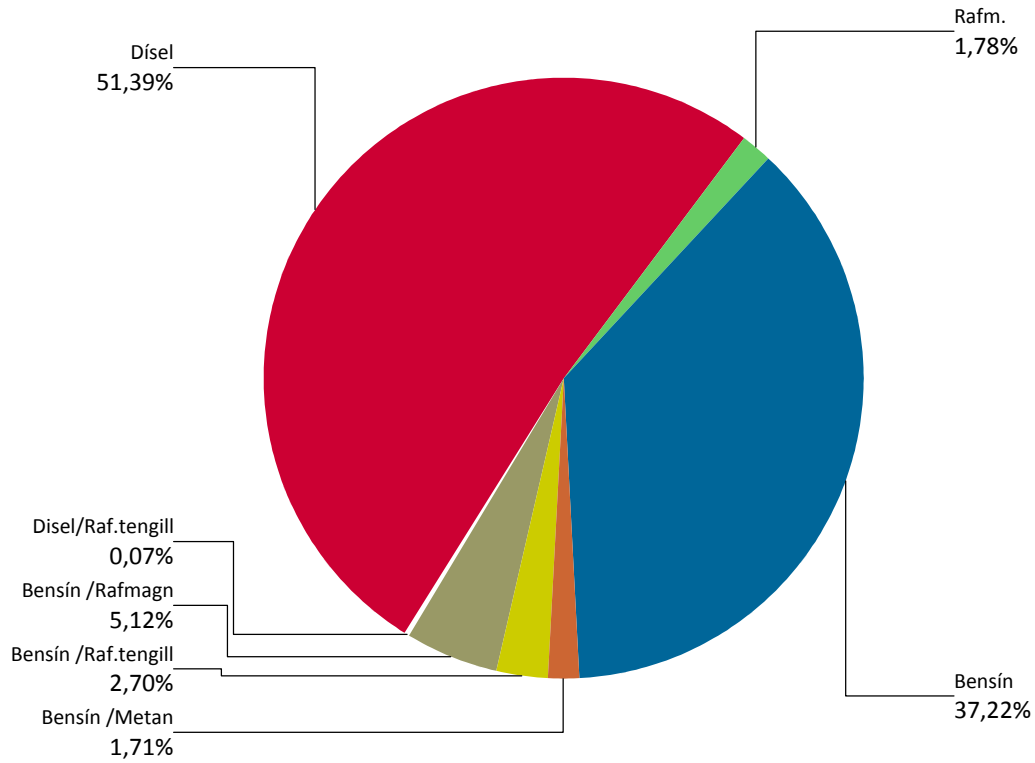
	Létt bifhjól	Þung bifhjól	Torfæruhjól	Alls
ARCTIC CAT	0	0	1	1
BETA	0	1	0	1
BMW	0	1	0	1
CAN-AM	0	2	0	2
CFMOTO	0	9	0	9
GAS GAS	0	1	0	1
GOES	0	12	0	12
HONDA	0	2	0	2
HUSQVARNA	0	2	0	2
JMSTAR	2	0	0	2
KAWASAKI	0	2	0	2
KTM	0	7	2	9

Heimilt er að birta einstaka niðurstöður úr þessari skýrslu ef heimilda er getið. Ekki er heimilt að afrita skýrsluna, hvorki að hluta né í heild sinni, til dreifingar.

	Létt bifhjól	Þung bifhjól	Torfæruhjól	Alls
POLARIS	0	0	1	1
YAMAHA	0	0	1	1
Alls	2	39	5	46
	Dráttarvélar	Eftirvagnar	Ferðavagnar	Alls
AGADOS	0	4	0	4
ANSSEMS	0	1	0	1
ARCTIC CAT	1	0	0	1
BLYSS	0	1	0	1
BRENDERUP	0	1	0	1
CAN AM	1	0	0	1
CARNEHL	0	2	0	2
CLAAS	1	0	0	1
DETHLEFFS	0	0	1	1
DIRK	0	1	0	1
EUROWAGON	0	1	0	1
FAYMONVILLE	0	1	0	1
FENDT	1	0	0	1
GRAHAM EDWARDS	0	1	0	1
HARBECK	0	1	0	1
HENGIVAGN	0	2	0	2
HENRA	0	2	0	2
HOBBY	0	0	3	3
HUMBAUR	0	1	0	1
IFOR WILLIAMS	0	8	0	8
INDESPENSION	0	4	0	4
JOHN DEERE	1	0	0	1
KASSBOHRER	0	1	0	1
KNAUS	0	0	1	1
LMC	0	0	2	2
MASSEY FERGUSON	1	0	0	1
MOESLEIN	0	1	0	1
NC	0	1	0	1
NEW HOLLAND	1	0	0	1
NFP EUROTRAILER	0	1	0	1
PRONAR	0	2	0	2
QUADDY	4	0	0	4
SARIS	0	1	0	1
SAURIUM	0	0	1	1
SCHMITZ	0	2	0	2
SOLIS	1	0	0	1
STEMA	0	6	0	6
SUNNUHVOLL	0	1	0	1
TABBERT	0	0	1	1
V OG Þ	0	1	0	1
VALTRA	3	0	0	3
VV350	0	2	0	2
WELGRO	0	1	0	1
Alls	15	51	9	75

Nýskráning nýrra ökutækja eftir orkugjafa

Dagsetning: 1.8.2016 - 31.8.2016



- Bensín
- Dísel
- Bensín /Metan
- Bensín /Raf.tengill
- Disel/Raf.tengill
- Rafm.
- Bensín /Rafmagn

Fólksbifreiðar

	Bensín	Bensín /Metan	Bensín /Raf.ten	Bensín /Rafmag	Dísel	Rafm.	Dísel/Ra f.tengill	Alls
AUDI	1	0	2	0	5	0	1	9
BMW	0	0	3	0	15	0	0	18
BMW I	0	0	2	0	0	2	0	4
CHEVROLET	24	0	0	0	0	0	0	24
CITROEN	9	0	0	0	7	0	0	16
DACIA	0	0	0	0	33	0	0	33
FIAT	7	0	0	0	1	0	0	8
FORD	27	0	0	0	17	0	0	44
HOBBY/FIAT	0	0	0	0	1	0	0	1
HONDA	48	0	0	0	14	0	0	62
HYUNDAI	35	0	0	0	27	0	0	62
JEEP	0	0	0	0	1	0	0	1
KIA	16	0	0	2	123	5	0	146
LAND ROVER	0	0	0	0	16	0	0	16
LEXUS	0	0	0	9	0	0	0	9
MAZDA	58	0	0	0	7	0	0	65
MERCEDES-BENZ	3	0	3	0	14	0	0	20
MITSUBISHI	10	0	10	0	6	0	0	26
NISSAN	10	0	0	0	33	12	0	55
OPEL	19	0	0	0	6	0	0	25
PEUGEOT	29	0	0	0	16	0	0	45
PORSCHE	0	0	1	0	1	0	0	2
RENAULT	9	0	0	0	52	0	0	61
SKODA	16	14	0	0	32	0	0	62
SSANGYONG	0	0	0	0	29	0	0	29
SUBARU	11	0	0	0	4	0	0	15
SUZUKI	23	0	0	0	0	0	0	23
TAZZARI	0	0	0	0	0	2	0	2
TOYOTA	69	0	1	61	56	0	0	187
VOLKSWAGEN	27	7	3	0	5	3	0	45
VOLKSWAGEN, VW	10	3	8	0	24	0	0	45
VOLVO	0	0	5	0	16	0	0	21
Alls	461	24	38	72	561	24	1	1.181

Hópbifreiðar

	Dísel	Alls
FORD	2	2
IVECO	6	6
MERCEDES-BENZ	7	7
SETRA	1	1
VDL	9	9
Alls	25	25

Sendibifreiðar

	Bensín	Dísel	Rafm.	Alls
CITROEN	0	1	0	1
DACIA	0	9	0	9
FORD	3	13	0	16
ISUZU	0	1	0	1

	Bensín	Dísel	Rafm.	Alls
MERCEDES-BENZ	0	4	0	4
MITSUBISHI	0	1	0	1
NISSAN	0	9	0	9
OPEL	0	4	0	4
PEUGEOT	0	3	0	3
RENAULT	0	22	1	23
TOYOTA	0	23	0	23
VOLKSWAGEN	1	10	0	11
VOLKSWAGEN, VW	6	4	0	10
Alls	10	104	1	115

Vörubifreiðar

	Dísel	Alls
DODGE	1	1
FORD	4	4
IVECO	3	3
MAN	2	2
MERCEDES-BENZ	6	6
SCANIA	3	3
TEREX	1	1
VOLVO	3	3
Alls	23	23

Létt bifhjól

	Bensín	Alls
JMSTAR	2	2
Alls	2	2

Pung bifhjól

	Bensín	Alls
BETA	1	1
BMW	1	1
CAN-AM	2	2
CFMOTO	9	9
GAS GAS	1	1
GOES	12	12
HONDA	2	2
HUSQVARNA	2	2
KAWASAKI	2	2
KTM	7	7
Alls	39	39

Torfæruhjól

	Bensín	Alls
ARCTIC CAT	1	1
KTM	2	2
POLARIS	1	1
YAMAHA	1	1

	Bensín	Alls
Alls	5	5

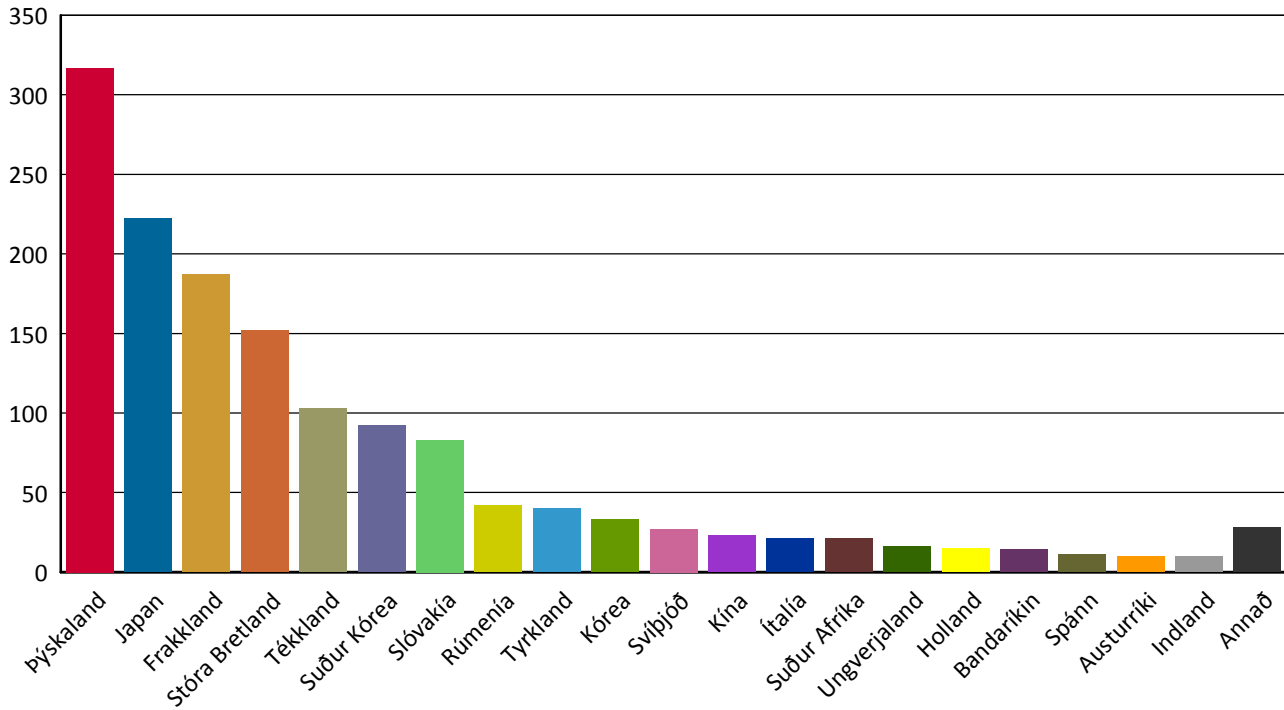
Dráttarvélar

	Bensín	Dísel	Alls
ARCTIC CAT	1	0	1
CAN AM	1	0	1
CLAAS	0	1	1
FENDT	0	1	1
JOHN DEERE	0	1	1
MASSEY FERGUSON	0	1	1
NEW HOLLAND	0	1	1
QUADDY	4	0	4
SOLIS	0	1	1
VALTRA	0	3	3
Alls	6	9	15

Nýskráning nýrra ökutækja eftir framleiðslulöndum

Tímabil: 1.8.2016 - 31.8.2016

Topp 20



	Fólksbifreiðar	Hópbifreiðar	Sendibifreiðar	Vörubifreiðar	Alls
Afganistan	4	0	0	0	4
Bandaríkin	8	0	0	4	12
Belgía	0	0	2	0	2
Frakkland	152	6	27	0	185
Holland	0	9	0	0	9
Indland	10	0	0	0	10
Ítalía	11	0	0	3	14
Japan	217	0	0	0	217
Kanada	0	0	0	1	1
Kórea	33	0	0	0	33
Mexikó	1	0	0	0	1
Rúmenía	33	0	9	0	42
Slóvakía	83	0	0	0	83
Spánn	0	0	9	0	9
Stóra Bretland	137	0	0	0	137
Suður Afríka	0	0	21	0	21
Suður Kórea	92	0	0	0	92
Svíþjóð	21	0	0	6	27
Tailand	0	0	2	0	2
Tékkland	98	0	0	0	98
Tyrkland	40	0	0	0	40
Ungverjaland	16	0	0	0	16
Þýskaland	225	10	45	9	289
Alls	1.181	25	115	23	1.344

	Létt bifhjól	Þung bifhjól	Torfæruhjól	Alls
Austurríki	0	7	2	9
Bandaríkin	0	0	2	2
Ítalía	0	3	0	3
Japan	0	4	1	5
Kína	2	21	0	23

Heimilt er að birta einstaka niðurstöður úr þessari skýrslu ef heimilda er getið. Ekki er heimilt að afrita skýrsluna, hvorki að hluta né í heild sinni, til dreifingar.

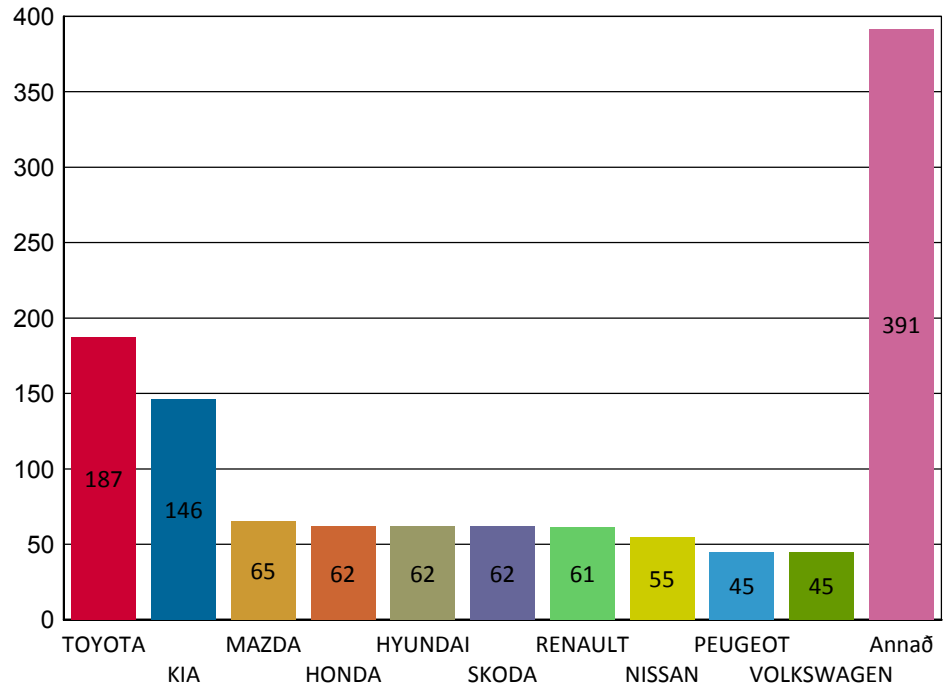
	Létt bifhjól	Þung bifhjól	Torfæruhjól	Alls
Mexíkó	0	2	0	2
Spánn	0	1	0	1
Þýskaland	0	1	0	1
Alls	2	39	5	46
	Dráttarvélar	Eftirvagnar	Ferðavagnar	Alls
Austurríki	1	0	0	1
Belgía	0	1	0	1
Danmörk	0	1	0	1
Finnland	3	0	0	3
Frakkland	2	0	0	2
Holland	1	5	0	6
Ísland	0	6	0	6
Ítalía	4	0	0	4
Mexíkó	1	0	0	1
Portúgal	0	0	1	1
Pólland	0	1	0	1
Spánn	0	1	0	1
Stóra Bretland	1	14	0	15
Sviss	0	1	0	1
Tékkland	1	4	0	5
Útlönd	0	1	0	1
Þýskaland	1	16	8	25
Alls	15	51	9	75

Nýskráning nýrra ökutækja - Topp 10 fólksbifreiðar

Tímabil: 1.8.2016 - 31.8.2016

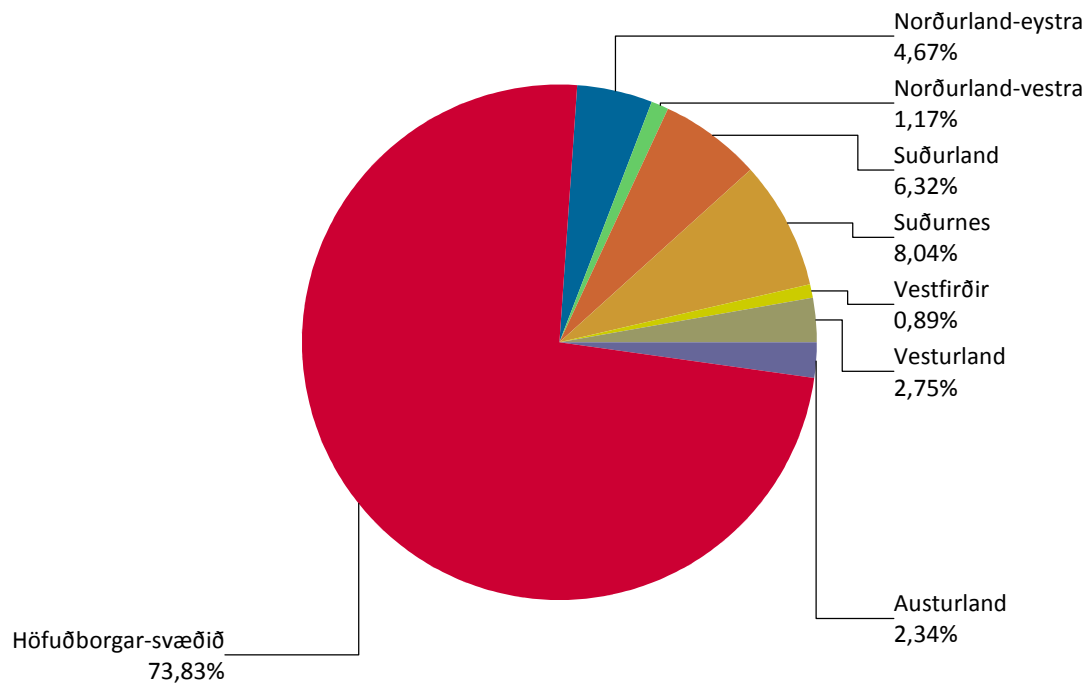
Topp 10

Fólksbifreiðar	
TOYOTA	187
KIA	146
MAZDA	65
HONDA	62
HYUNDAI	62
SKODA	62
RENAULT	61
NISSAN	55
PEUGEOT	45
VOLKSWAGEN	45



Nýskráning nýrra ökutækja eftir landshlutum

Dagsetning: 1.8.2016 - 31.8.2016



	Höfuðborgar-svæðið	Suðurnes	Vesturland	Vestfirðir	Norðurland-vestra	Norðurland-eystra	Austurland	Suðurland	Alls
Fólksbifreiðar	899	96	33	8	11	47	24	54	1.172
Hópbifreiðar	21	0	1	1	0	0	1	1	25
Sendibifreiðar	79	15	2	1	1	3	1	12	114
Vörubifreiðar	16	3	2	0	0	0	0	1	22
Létt bifhjól	0	0	0	0	1	0	0	1	2
Þung bifhjól	16	1	1	1	3	4	3	10	39
Torfæruhjól	2	0	0	0	0	2	0	1	5
Dráttarvélar	4	0	0	1	1	4	1	4	15
Eftirvagnar	31	1	1	1	0	7	4	6	51
Ferðavagnar	7	1	0	0	0	0	0	1	9
Alls	1.075	117	40	13	17	67	34	91	1.454

	Höfuðborgar-svæðið	Suðurnes	Vesturland	Vestfirðir	Norðurland-vestra	Norðurland-eystra	Austurland	Suðurland	Alls
AGADOS	0	0	0	0	0	2	2	0	4
ANSSEMS	1	0	0	0	0	0	0	0	1
ARCTIC CAT	1	0	0	0	0	1	0	0	2
AUDI	7	0	0	0	0	0	1	1	9
BETA	1	0	0	0	0	0	0	0	1
BLYSS	1	0	0	0	0	0	0	0	1
BMW	17	1	0	0	0	0	0	1	19
BMW I	4	0	0	0	0	0	0	0	4
BRENDERUP	0	0	0	0	0	1	0	0	1
CAN AM	1	0	0	0	0	0	0	0	1
CAN-AM	2	0	0	0	0	0	0	0	2
CARNEHL	2	0	0	0	0	0	0	0	2
CFMOTO	0	0	1	0	1	0	0	7	9
CHEVROLET	24	0	0	0	0	0	0	0	24
CITROEN	13	1	0	0	1	1	0	1	17
CLAAS	0	0	0	0	1	0	0	0	1

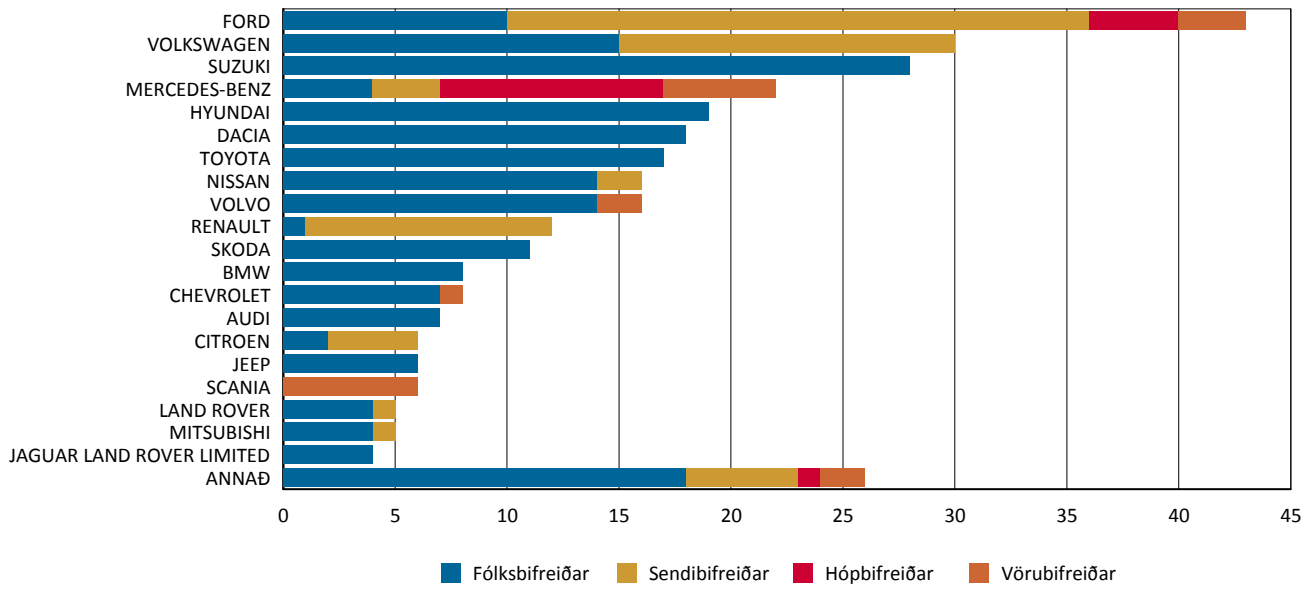
	Höfuðborgar -svæðið	Suðurnes	Vesturland	Vestfirðir	Norðurland- vestra	Norðurland- eystra	Austurland	Suðurland	Alls
DACIA	31	6	0	0	0	2	0	3	42
DETHLEFFS	1	0	0	0	0	0	0	0	1
DEUTZ FAHR	0	0	0	0	0	1	0	1	2
DIRK	1	0	0	0	0	0	0	0	1
DODGE	0	0	1	0	0	0	0	0	1
EUROWAGON	0	0	0	0	0	0	0	1	1
FAYMONVILLE	1	0	0	0	0	0	0	0	1
FENDT	1	0	0	0	0	0	0	0	1
FIAT	8	0	0	0	0	0	0	0	8
FORD	55	3	2	1	1	1	2	1	66
GAS GAS	1	0	0	0	0	0	0	0	1
GOES	1	0	0	0	2	3	3	3	12
GRAHAM EDWARDS	0	0	0	0	0	0	0	1	1
HARBECK	1	0	0	0	0	0	0	0	1
HENGIVAGN	1	0	0	0	0	1	0	0	2
HENRA	1	0	1	0	0	0	0	0	2
HOBBY	1	1	0	0	0	0	0	1	3
HOBBY/FIAT	0	0	0	0	0	0	1	0	1
HONDA	57	1	2	0	0	2	0	2	64
HUMBAUR	1	0	0	0	0	0	0	0	1
HUSQVARNA	2	0	0	0	0	0	0	0	2
HYUNDAI	44	4	1	0	1	5	4	2	61
IFOR WILLIAMS	7	0	0	0	0	1	0	0	8
INDESPENSION	2	1	0	0	0	1	0	0	4
ISUZU	1	0	0	0	0	0	0	0	1
IVECO	6	1	0	0	0	0	0	1	8
JEEP	1	0	0	0	0	0	0	0	1
JMSTAR	0	0	0	0	1	0	0	1	2
JOHN DEERE	0	0	0	0	0	0	0	1	1
KASSBOHRER	0	0	0	0	0	0	1	0	1
KAWASAKI	2	0	0	0	0	0	0	0	2
KIA	106	24	5	1	3	1	2	3	145
KNAUS	1	0	0	0	0	0	0	0	1
KTM	6	1	0	1	0	1	0	0	9
LAND ROVER	13	0	1	0	0	0	1	1	16
LEXUS	8	1	0	0	0	0	0	0	9
LMC	2	0	0	0	0	0	0	0	2
MAN	2	0	0	0	0	0	0	0	2
MASSEY FERGUSON	0	0	0	1	0	0	0	0	1
MAZDA	55	0	3	1	1	2	1	1	64
MERCEDES-BENZ	24	4	2	1	0	4	0	1	36
MITSUBISHI	11	7	0	0	0	1	3	5	27
MOESLEIN	1	0	0	0	0	0	0	0	1
NC	0	0	0	0	0	0	0	1	1
NEW HOLLAND	1	0	0	0	0	0	0	0	1
NFP EUROTRAILER	0	0	0	0	0	1	0	0	1
NISSAN	48	3	3	0	0	1	1	8	64
OPEL	28	1	0	0	0	0	0	0	29
PEUGEOT	34	1	3	0	0	7	1	2	48
POLARIS	0	0	0	0	0	1	0	0	1
PORSCHE	2	0	0	0	0	0	0	0	2
PRONAR	2	0	0	0	0	0	0	0	2
QUADDY	0	0	0	0	0	2	1	1	4

	Höfuðborgar -svæðið	Suðurnes	Vesturland	Vestfirðir	Norðurland- vestra	Norðurland- eystra	Austurland	Suðurland	Alls
RENAULT	60	13	2	0	1	3	0	4	83
SARIS	0	0	0	1	0	0	0	0	1
SAURIUM	1	0	0	0	0	0	0	0	1
SCANIA	3	0	0	0	0	0	0	0	3
SCHMITZ	2	0	0	0	0	0	0	0	2
SETRA	0	0	0	0	0	0	1	0	1
SKODA	48	1	4	1	1	2	2	3	62
SOLIS	0	0	0	0	0	1	0	0	1
SSANGYONG	19	3	1	0	0	3	3	0	29
STEMA	2	0	0	0	0	0	1	3	6
SUBARU	9	0	0	2	1	0	0	2	14
SUNNUHVOLL	1	0	0	0	0	0	0	0	1
SUZUKI	19	0	1	0	0	0	1	2	23
TABBERT	1	0	0	0	0	0	0	0	1
TAZZARI	2	0	0	0	0	0	0	0	2
TEREX	1	0	0	0	0	0	0	0	1
TOYOTA	139	31	5	2	0	14	0	17	208
V OG P	1	0	0	0	0	0	0	0	1
VALTRA	0	0	0	0	0	1	0	2	3
VDL	9	0	0	0	0	0	0	0	9
VOLKSWAGEN	45	4	1	0	2	0	1	3	56
VOLKSWAGEN, VW	45	3	0	1	0	1	1	3	54
VOLVO	20	1	1	0	0	0	0	1	23
VV350	2	0	0	0	0	0	0	0	2
WELGRO	1	0	0	0	0	0	0	0	1
YAMAHA	0	0	0	0	0	0	0	1	1
Alls	1.075	117	40	13	17	68	34	92	1.456

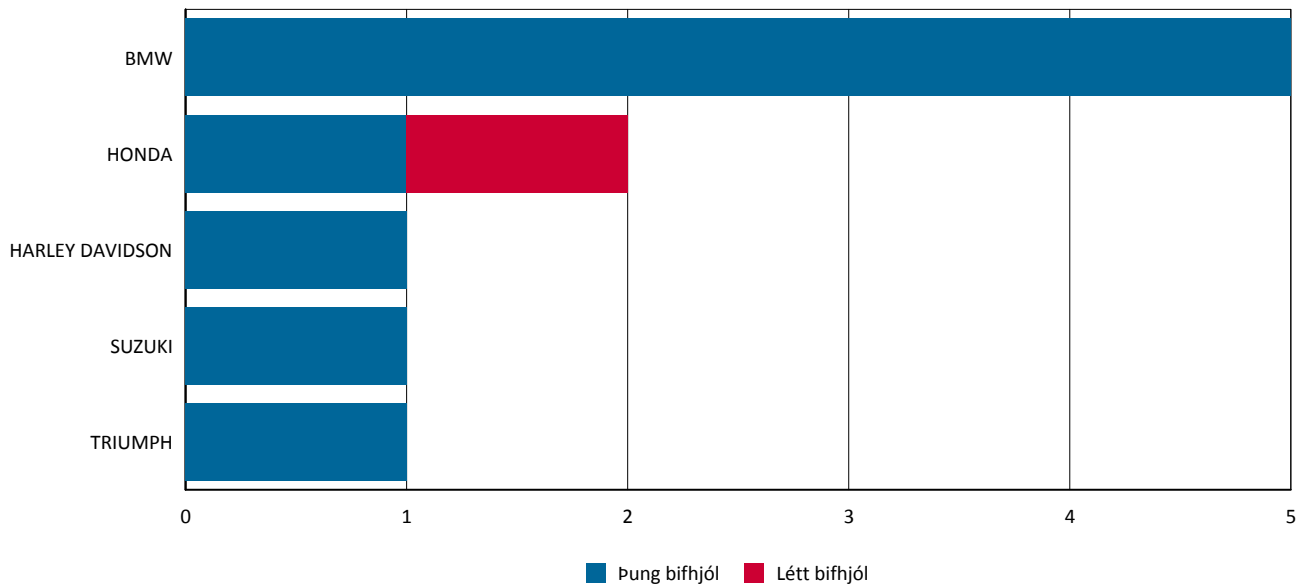
Nýskráning notaðra ökutæki eftir tegund

Tímabil: 1.8.2016 - 31.8.2016

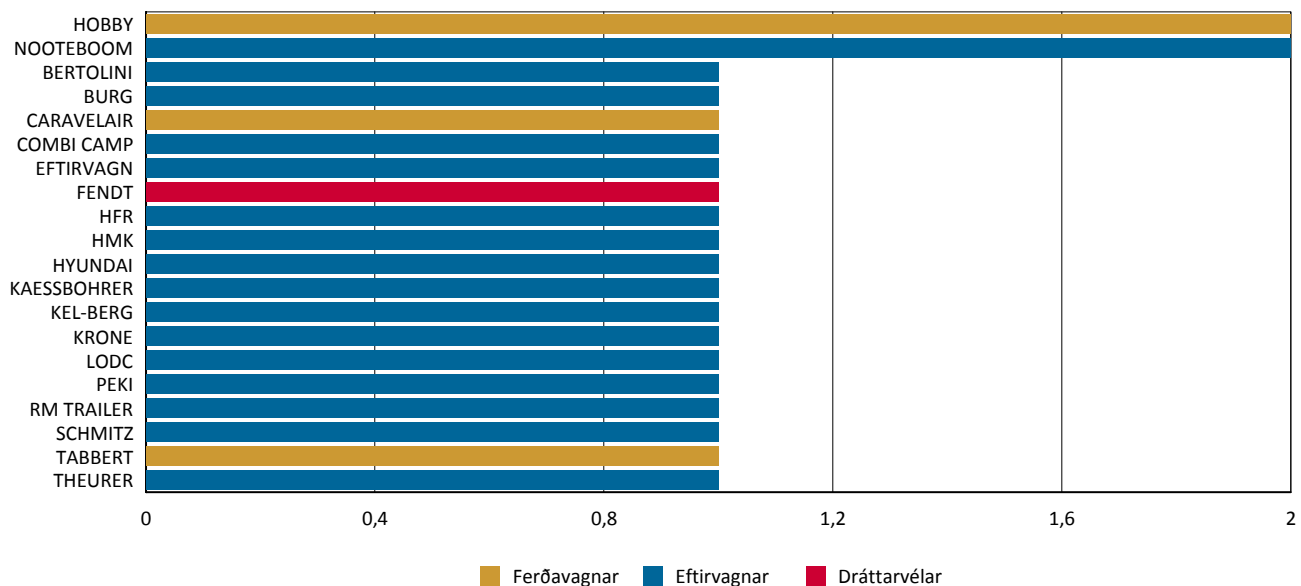
Topp 20



Topp 20



Topp 20



	Fólksbífreiddar	Hópbífreiddar	Sendibífreiddar	Vörubífreiddar	Alls
AUDI	7	0	0	0	7
AUTOSAN	0	1	0	0	1
BMW	8	0	0	0	8
BMW I	1	0	0	0	1
CADILLAC	1	0	0	0	1
CHEVROLET	7	0	0	1	8
CITROEN	2	0	4	0	6
DACIA	18	0	0	0	18
DODGE	1	0	0	1	2
FIAT	2	0	1	0	3
FORD	10	4	26	3	43
FORD-CNG-TECHNIK	1	0	0	0	1
HONDA	1	0	0	0	1
HYUNDAI	19	0	0	0	19
IVECO	0	0	1	0	1
JAGUAR LAND ROVER	4	0	0	0	4
JEEP	6	0	0	0	6
KIA	3	0	0	0	3
LAND ROVER	4	0	1	0	5
MAN	0	0	0	1	1
MERCEDES-BENZ	4	10	3	5	22
MITSUBISHI	4	0	1	0	5
NISSAN	14	0	2	0	16
OPEL	1	0	3	0	4
PORSCHE	2	0	0	0	2
RENAULT	1	0	11	0	12
SAAB	1	0	0	0	1
SCANIA	0	0	0	6	6
SKODA	11	0	0	0	11
SUBARU	1	0	0	0	1
SUZUKI	28	0	0	0	28
TOYOTA	17	0	0	0	17
VOLKSWAGEN	15	0	15	0	30
VOLKSWAGEN, VW	3	0	0	0	3
VOLVO	14	0	0	2	16
Alls	211	15	68	19	313

	Létt bifhjól	Þung bifhjól	Alls
BMW	0	5	5
HARLEY DAVIDSON	0	1	1
HONDA	1	1	2
SUZUKI	0	1	1
TRIUMPH	0	1	1
Alls	1	9	10

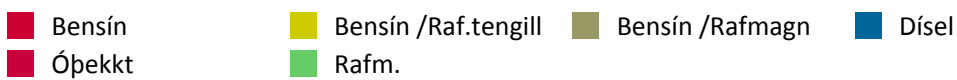


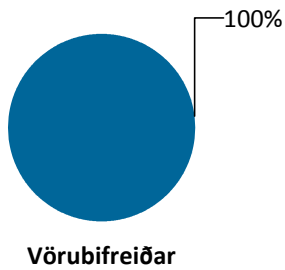
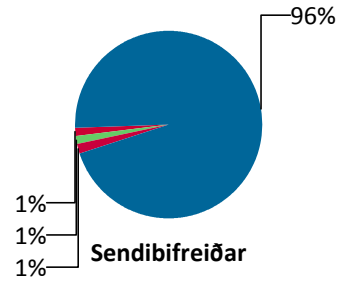
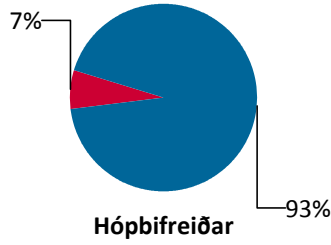
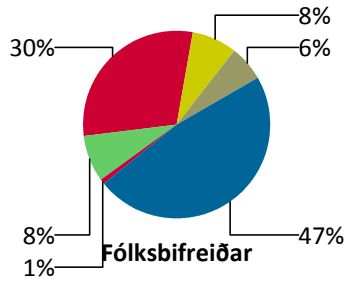
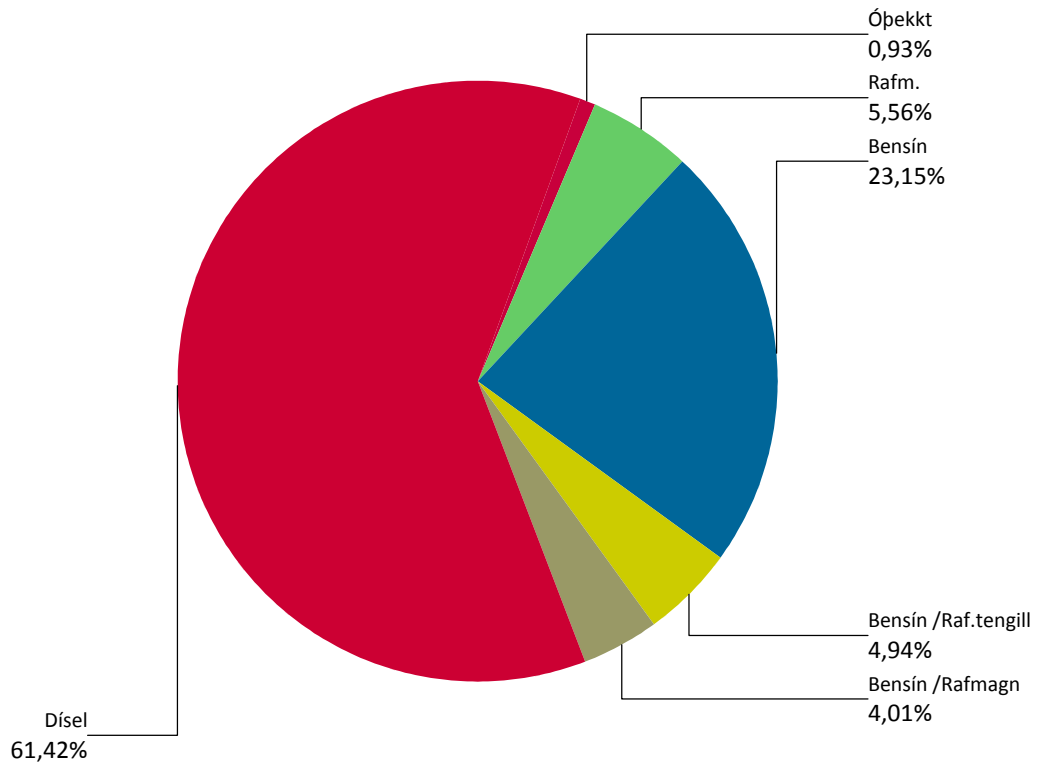
	Dráttarvélar	Eftirvagnar	Ferðavagnar	Alls
BERTOLINI	0	1	0	1
BURG	0	1	0	1
CARAVELAIR	0	0	1	1
COMBI CAMP	0	1	0	1
EFTIRVAGN	0	1	0	1
FENDT	1	0	0	1
HFR	0	1	0	1
HMK	0	1	0	1
HOBBY	0	0	2	2
HYUNDAI	0	1	0	1

Heimilt er að birta einstaka niðurstöður úr þessari skýrslu ef heimilda er getið. Ekki er heimilt að afrita skýrsluna, hvorki að hluta né í heild sinni, til dreifingar.

	Dráttarvélar	Eftirvagnar	Ferðavagnar	Alls
KAESSBOHRER	0	1	0	1
KEL-BERG	0	1	0	1
KRONE	0	1	0	1
LODC	0	1	0	1
NOOTEBOOM	0	2	0	2
PEKI	0	1	0	1
RM TRAILER	0	1	0	1
SCHMITZ	0	1	0	1
TABBERT	0	0	1	1
THEURER	0	1	0	1
Alls	1	17	4	22

Nýskráning notaðra ökutækja eftir orkugjafa

Dagsetning: 1.8.2016 - 31.8.2016



Fólksbifreiðar

	Bensín	Bensín /Raf.ten	Bensín /Rafmag	Dísel	Rafm.	Óþekkt	Alls
AUDI	3	0	0	4	0	0	7
BMW	3	0	0	5	0	0	8
BMW I	0	1	0	0	0	0	1
CADILLAC	0	1	0	0	0	0	1
CHEVROLET	0	5	0	0	0	2	7
CITROEN	0	0	0	2	0	0	2
DACIA	0	0	0	18	0	0	18
DODGE	0	0	0	1	0	0	1
FIAT	2	0	0	0	0	0	2
FORD	3	0	0	7	0	0	10
FORD-CNG-TECHNIK	0	0	0	0	1	0	1
HONDA	1	0	0	0	0	0	1
HYUNDAI	12	0	0	7	0	0	19
JAGUAR LAND ROVE	0	0	0	4	0	0	4
JEEP	6	0	0	0	0	0	6
KIA	0	0	0	1	2	0	3
LAND ROVER	0	0	0	4	0	0	4
MERCEDES-BENZ	1	1	0	2	0	0	4
MITSUBISHI	1	2	1	0	0	0	4
NISSAN	0	0	0	2	12	0	14
OPEL	0	0	0	1	0	0	1
PORSCHE	0	0	0	2	0	0	2
RENAULT	0	0	0	1	0	0	1
SAAB	1	0	0	0	0	0	1
SKODA	0	0	0	11	0	0	11
SUBARU	1	0	0	0	0	0	1
SUZUKI	20	0	0	8	0	0	28
TOYOTA	5	0	12	0	0	0	17
VOLKSWAGEN	3	4	0	6	2	0	15
VOLKSWAGEN, VW	0	0	0	3	0	0	3
VOLVO	1	2	0	11	0	0	14
Alls	63	16	13	100	17	2	211

Hópbifreiðar

	Bensín	Dísel	Alls
AUTOSAN	0	1	1
FORD	1	3	4
MERCEDES-BENZ	0	10	10
Alls	1	14	15

Sendibifreiðar

	Bensín	Dísel	Rafm.	Óþekkt	Alls
CITROEN	0	4	0	0	4
FIAT	0	1	0	0	1
FORD	0	25	0	1	26
IVECO	0	1	0	0	1
LAND ROVER	0	1	0	0	1
MERCEDES-BENZ	0	3	0	0	3
MITSUBISHI	0	1	0	0	1

	Bensín	Dísel	Rafm.	Óþekkt	Alls
NISSAN	0	1	1	0	2
OPEL	0	3	0	0	3
RENAULT	0	11	0	0	11
VOLKSWAGEN	1	14	0	0	15
Alls	1	65	1	1	68

Vörubifreiðar

	Dísel	Alls
CHEVROLET	1	1
DODGE	1	1
FORD	3	3
MAN	1	1
MERCEDES-BENZ	5	5
SCANIA	6	6
VOLVO	2	2
Alls	19	19

Létt bifhjól

	Bensín	Alls
HONDA	1	1
Alls	1	1

Þung bifhjól

	Bensín	Alls
BMW	5	5
HARLEY DAVIDSON	1	1
HONDA	1	1
SUZUKI	1	1
TRIUMPH	1	1
Alls	9	9

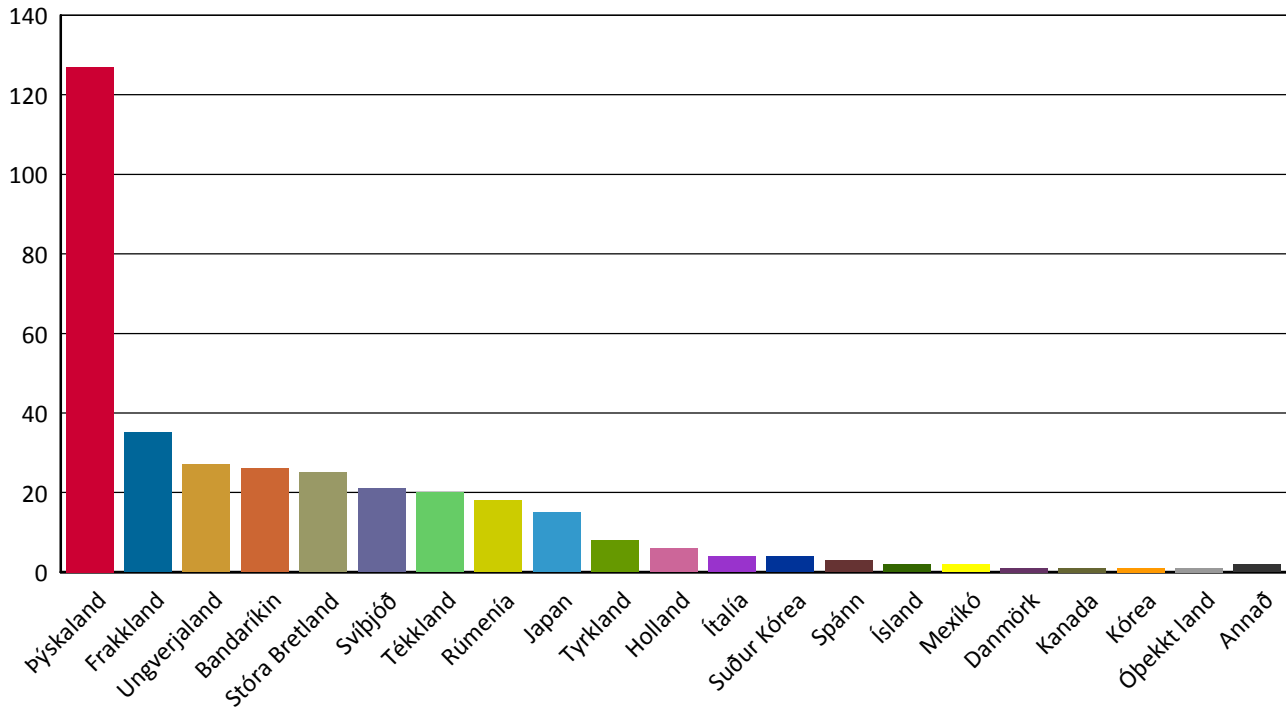
Dráttarvélar

	Dísel	Alls
FENDT	1	1
Alls	1	1

Nýskráning notaðra ökutækja eftir framleiðslulöndum

Tímabil: 1.8.2016 - 31.8.2016

Topp 20



	Fólksbifreiðar	Hópbifreiðar	Sendibifreiðar	Vörubifreiðar	Alls
Bandaríkin	15	1	1	4	21
Frakkland	16	0	15	1	32
Holland	0	0	0	2	2
Ítalía	2	0	2	0	4
Japan	12	0	0	0	12
Kanada	0	0	0	1	1
Mexikó	2	0	0	0	2
Rúmenía	18	0	0	0	18
Slóvakía	1	0	0	0	1
Spánn	1	0	2	0	3
Stóra Bretland	20	1	1	0	22
Suður Kórea	4	0	0	0	4
Svíþjóð	16	0	0	5	21
Tailand	0	0	1	0	1
Tékkland	20	0	0	0	20
Tyrkland	8	0	0	0	8
Ungverjaland	27	0	0	0	27
Þýskaland	49	13	46	6	114
Alls	211	15	68	19	313

	Létt bifhjól	Þung bifhjól	Alls
Bandaríkin	0	1	1
Japan	1	2	3
Stóra Bretland	0	1	1
Þýskaland	0	5	5
Alls	1	9	10

	Dráttarvélar	Eftirvagnar	Ferðavagnar	Alls
Bandaríkin	0	3	0	3
Danmörk	0	1	0	1
Frakkland	0	0	1	1
Holland	0	4	0	4

Heimilt er að birta einstaka niðurstöður úr þessari skýrslu ef heimilda er getið. Ekki er heimilt að afrita skýrsluna, hvorki að hluta né í heild sinni, til dreifingar.

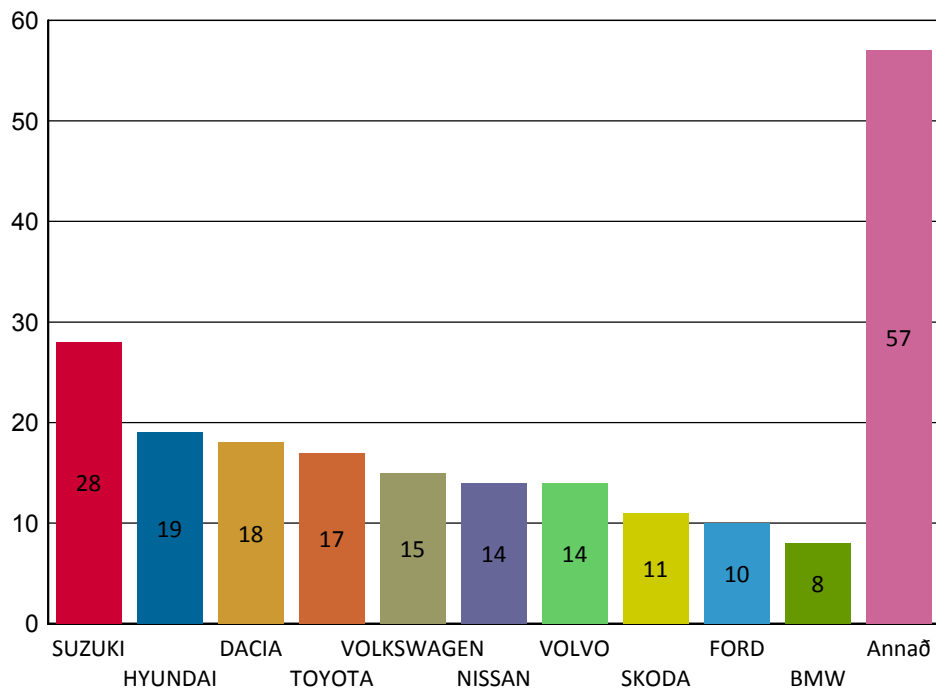
	Dráttarvélar	Eftirvagnar	Ferðavagnar	Alls
Ísland	0	2	0	2
Kórea	0	1	0	1
Óþekkt land	0	1	0	1
Stóra Bretland	0	2	0	2
Þýskaland	1	3	3	7
Alls	1	17	4	22

Nýskráning notaðra ökutækja - Topp 10 fólksbifreiðar

Tímabil: 1.8.2016 - 31.8.2016

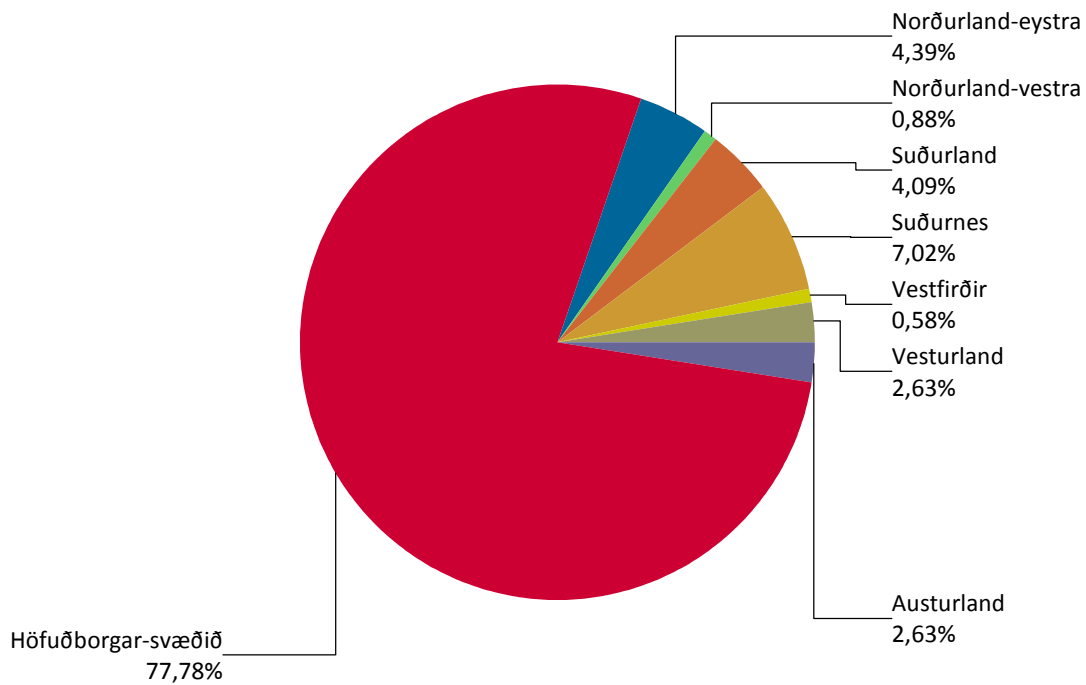
Topp 10

Fólksbifreiðar	
SUZUKI	28
HYUNDAI	19
DACIA	18
TOYOTA	17
VOLKSWAGEN	15
NISSAN	14
VOLVO	14
SKODA	11
FORD	10
BMW	8



Nýskráning notaðra ökutækja eftir landshlutum

Dagsetning: 1.8.2016 - 31.8.2016



	Höfuðborgar-svæðið	Suðurnes	Vesturland	Vestfirðir	Norðurland-vestra	Norðurland-eystra	Austurland	Suðurland	Alls
Fólksbífreiðar	171	14	4	2	1	6	4	5	207
Hópbífreiðar	5	2	2	0	1	3	0	1	14
Sendibífreiðar	53	7	0	0	0	2	2	3	67
Vörubífreiðar	15	0	1	0	0	1	1	1	19
Létt bifhjól	1	0	0	0	0	0	0	0	1
Þung bifhjól	8	0	0	0	0	0	0	0	8
Dráttarvélar	0	0	0	0	1	0	0	0	1
Eftirvagnar	12	1	1	0	0	1	1	1	17
Ferðavagnar	1	0	1	0	0	1	0	1	4
Alls	266	24	9	2	3	14	8	12	338

	Höfuðborgar-svæðið	Suðurnes	Vesturland	Vestfirðir	Norðurland-vestra	Norðurland-eystra	Austurland	Suðurland	Alls
AUDI	7	0	0	0	0	0	0	0	7
BERTOLINI	1	0	0	0	0	0	0	0	1
BMW	12	0	0	0	0	0	1	0	13
BMW I	1	0	0	0	0	0	0	0	1
BURG	1	0	0	0	0	0	0	0	1
CADILLAC	0	0	0	0	0	0	0	1	1
CARAVELAIR	0	0	0	0	0	1	0	0	1
CHEVROLET	8	0	0	0	0	0	0	0	8
CITROEN	4	1	0	0	0	0	1	0	6
COMBI CAMP	0	0	0	0	0	0	1	0	1
DACIA	18	0	0	0	0	0	0	0	18
DODGE	2	0	0	0	0	0	0	0	2
EFTIRVAGN	0	1	0	0	0	0	0	0	1
FENDT	0	0	0	0	1	0	0	1	2
FIAT	3	0	0	0	0	0	0	0	3
FORD	26	3	0	0	1	8	0	4	42
FORD-CNG-TECHNIK	0	0	0	0	0	1	0	0	1

	Höfuðborgar -svæðið	Suðurnes	Vesturland	Vestfirðir	Norðurland- vestra	Norðurland- eystra	Austurland	Suðurland	Alls
HARLEY DAVIDSON	1	0	0	0	0	0	0	0	1
HFR	0	0	1	0	0	0	0	0	1
HMK	1	0	0	0	0	0	0	0	1
HOBBY	0	0	1	0	0	0	0	1	2
HONDA	2	0	0	0	0	0	0	0	2
HYUNDAI	19	0	0	1	0	0	0	0	20
IVECO	0	1	0	0	0	0	0	0	1
JAGUAR LAND ROVER LI	3	0	0	0	0	0	0	0	3
JEEP	3	0	0	0	0	2	0	0	5
JOHN DEERE	0	0	0	0	0	1	0	0	1
KAESSBOHRER	1	0	0	0	0	0	0	0	1
KEL-BERG	0	0	0	0	0	0	0	1	1
KIA	3	0	0	0	0	0	0	0	3
KRONE	0	0	0	0	0	1	0	0	1
LAND ROVER	4	0	0	0	0	0	1	0	5
LODC	1	0	0	0	0	0	0	0	1
MAN	1	0	0	0	0	0	0	0	1
MASSEY FERGUSON	0	0	0	0	0	0	1	1	2
MERCEDES-BENZ	12	4	3	0	1	0	0	1	21
MITSUBISHI	3	0	0	0	0	0	1	1	5
NISSAN	15	1	0	0	0	0	0	0	16
NOOTEBOOM	2	0	0	0	0	0	0	0	2
OPEL	2	0	1	0	0	0	0	1	4
PEKI	1	0	0	0	0	0	0	0	1
PORSCHE	2	0	0	0	0	0	0	0	2
RENAULT	12	0	0	0	0	0	0	0	12
RM TRAILER	1	0	0	0	0	0	0	0	1
SAAB	1	0	0	0	0	0	0	0	1
SCANIA	5	0	0	0	0	0	1	0	6
SCHMITZ	1	0	0	0	0	0	0	0	1
SKODA	9	0	0	0	0	0	0	1	10
SUBARU	1	0	0	0	0	0	0	0	1
SUZUKI	21	7	0	1	0	0	0	0	29
TABBERT	1	0	0	0	0	0	0	0	1
THEURER	1	0	0	0	0	0	0	0	1
TOYOTA	13	2	1	0	0	0	1	0	17
TRIUMPH	1	0	0	0	0	0	0	0	1
VOLKSWAGEN	26	3	0	0	0	0	1	0	30
VOLKSWAGEN, VW	3	0	0	0	0	0	0	0	3
VOLVO	11	1	2	0	0	1	0	1	16
Alls	266	24	9	2	3	15	9	14	342