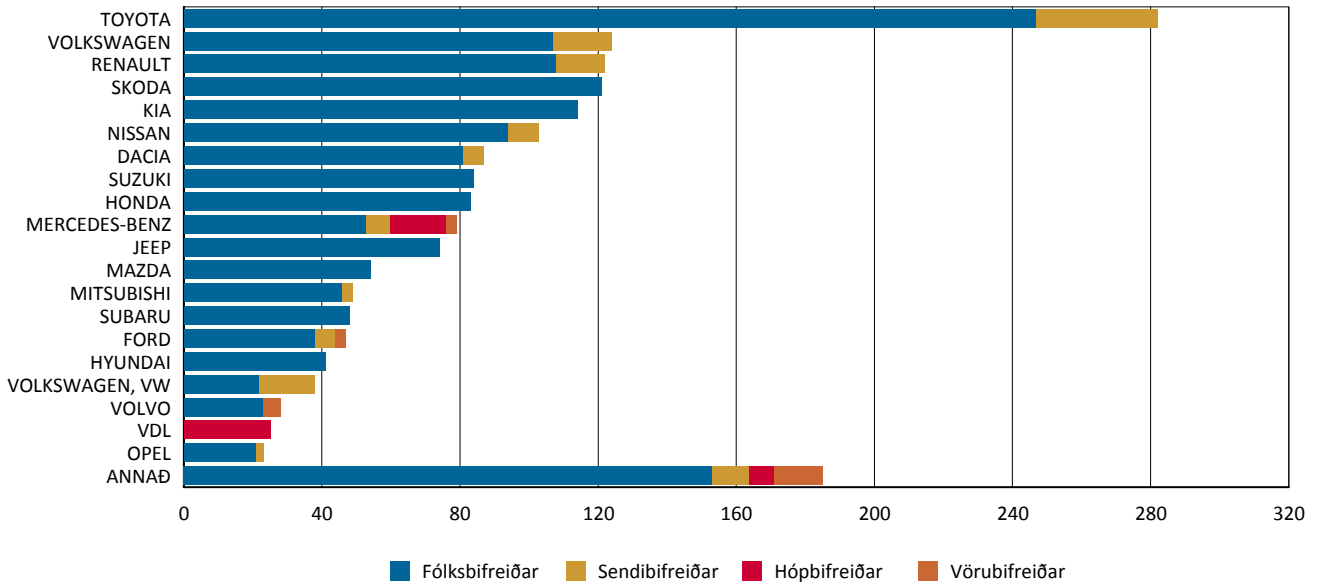


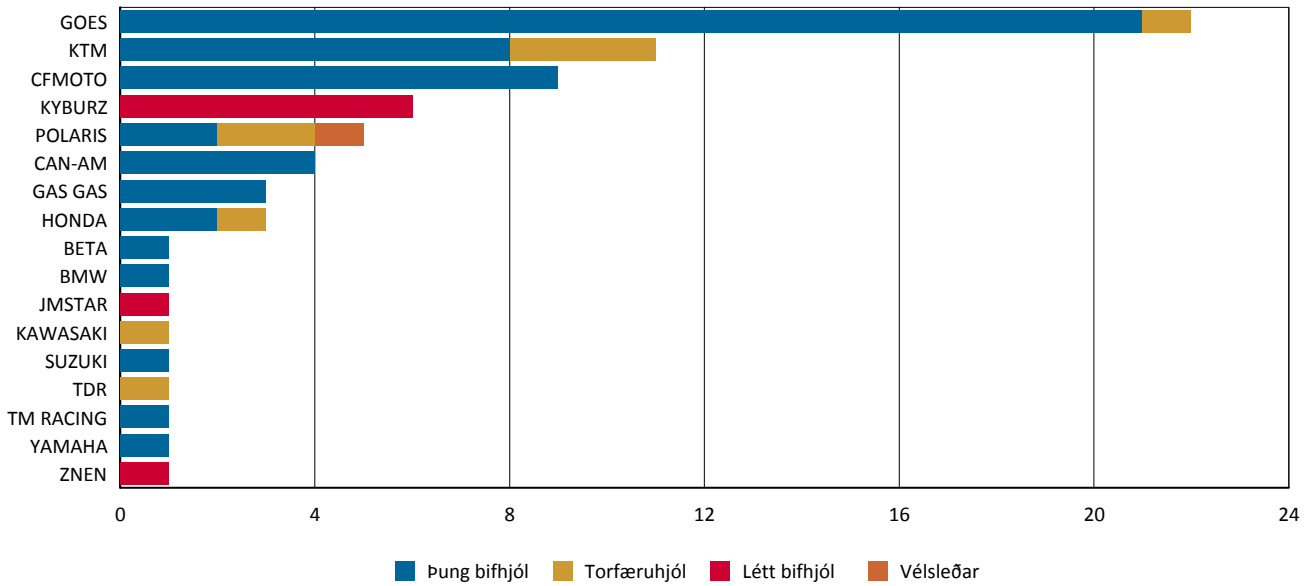
### Nýskráning nýrra ökutæki eftir tegund

Tímabil: 1.7.2016 - 31.7.2016

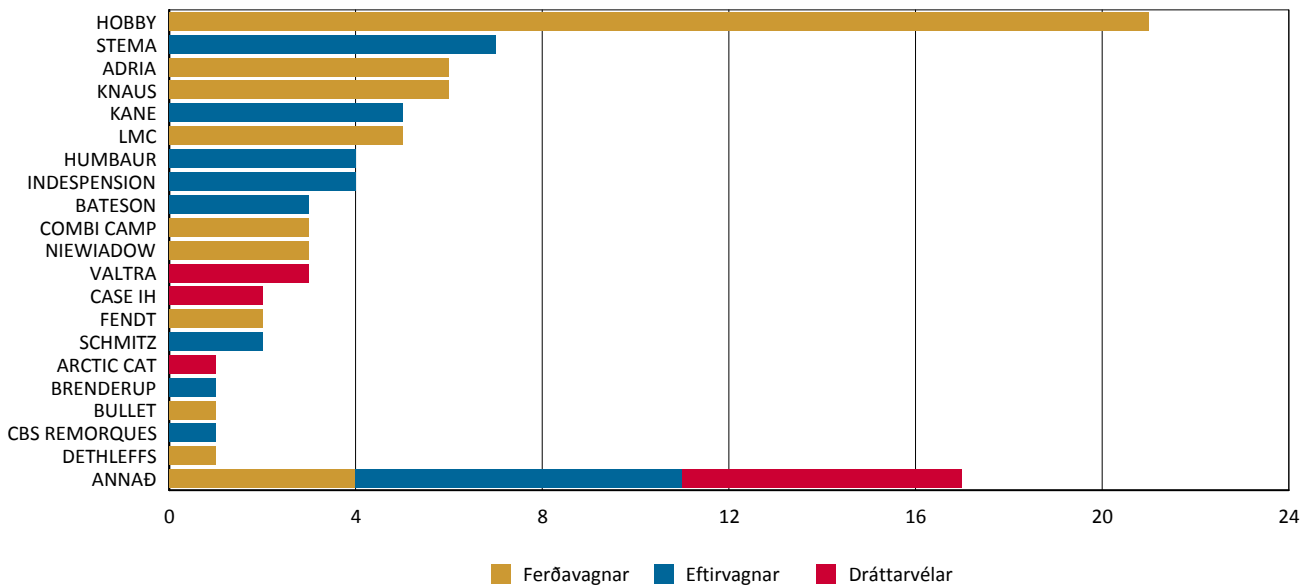
#### Topp 20



#### Topp 20



#### Topp 20



	Fólksbifreiðar	Hópbifreiðar	Sendibifreiðar	Vörubifreiðar	Alls
AUDI	17	0	0	0	17
BMW	21	0	0	0	21
BMW I	1	0	0	0	1
CAPRON	4	0	0	0	4
CHEVROLET	11	0	0	0	11
CITROEN	10	0	5	0	15
DACIA	81	0	6	0	87
DODGE	10	0	1	1	12
FIAT	20	0	0	0	20
FORD	38	0	6	3	47
GMC	0	0	0	2	2
HONDA	83	0	0	0	83
HYUNDAI	41	0	0	0	41
ISUZU	0	0	2	0	2
IVECO	0	7	0	5	12
JAGUAR LAND ROVER	0	0	3	0	3
JEEP	74	0	0	0	74
KIA	114	0	0	0	114
LAND ROVER	10	0	0	0	10
LEXUS	7	0	0	0	7
MAN	0	0	0	3	3
MAZDA	54	0	0	0	54
MERCEDES-BENZ	53	16	7	3	79
MINI	0	0	0	0	0
MITSUBISHI	46	0	3	0	49
NISSAN	94	0	9	0	103
OPEL	21	0	2	0	23
PEUGEOT	16	0	0	0	16
PLA	2	0	0	0	2
PORSCHE	13	0	0	0	13
RENAULT	108	0	14	0	122
SCANIA	0	0	0	3	3
SKODA	121	0	0	0	121
SSANGYONG	11	0	0	0	11
SUBARU	48	0	0	0	48
SUZUKI	84	0	0	0	84
TOYOTA	247	0	35	0	282
VDL	0	25	0	0	25
VOLKSWAGEN	107	0	17	0	124
VOLKSWAGEN, VW	22	0	16	0	38
VOLVO	23	0	0	5	28
<b>Alls</b>	<b>1.612</b>	<b>48</b>	<b>126</b>	<b>25</b>	<b>1.811</b>
	Létt bifhjól	Þung bifhjól	Torfæruhjól	Vélsleðar	Alls
BETA	0	1	0	0	1
BMW	0	1	0	0	1
CAN-AM	0	4	0	0	4
CFMOTO	0	9	0	0	9
GAS GAS	0	3	0	0	3
GOES	0	21	1	0	22
HONDA	0	2	1	0	3
JMSTAR	1	0	0	0	1
KAWASAKI	0	0	1	0	1
KTM	0	8	3	0	11
KYBURZ	6	0	0	0	6
POLARIS	0	2	2	1	5

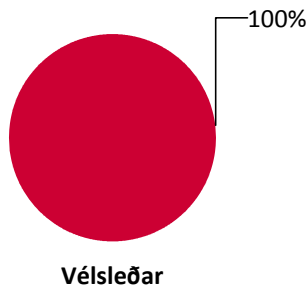
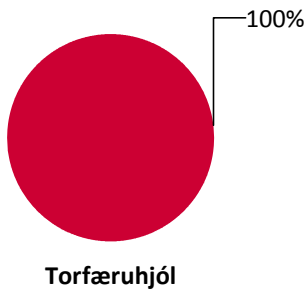

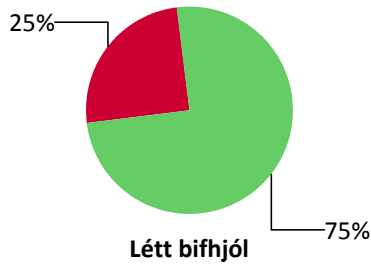
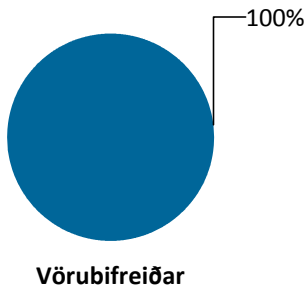
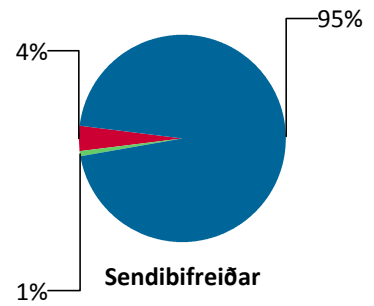
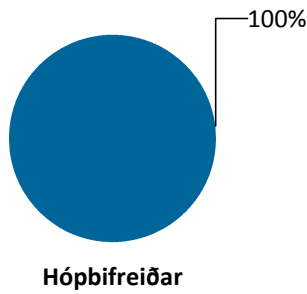
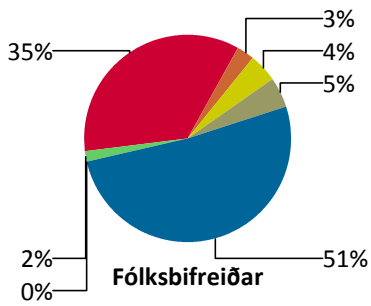
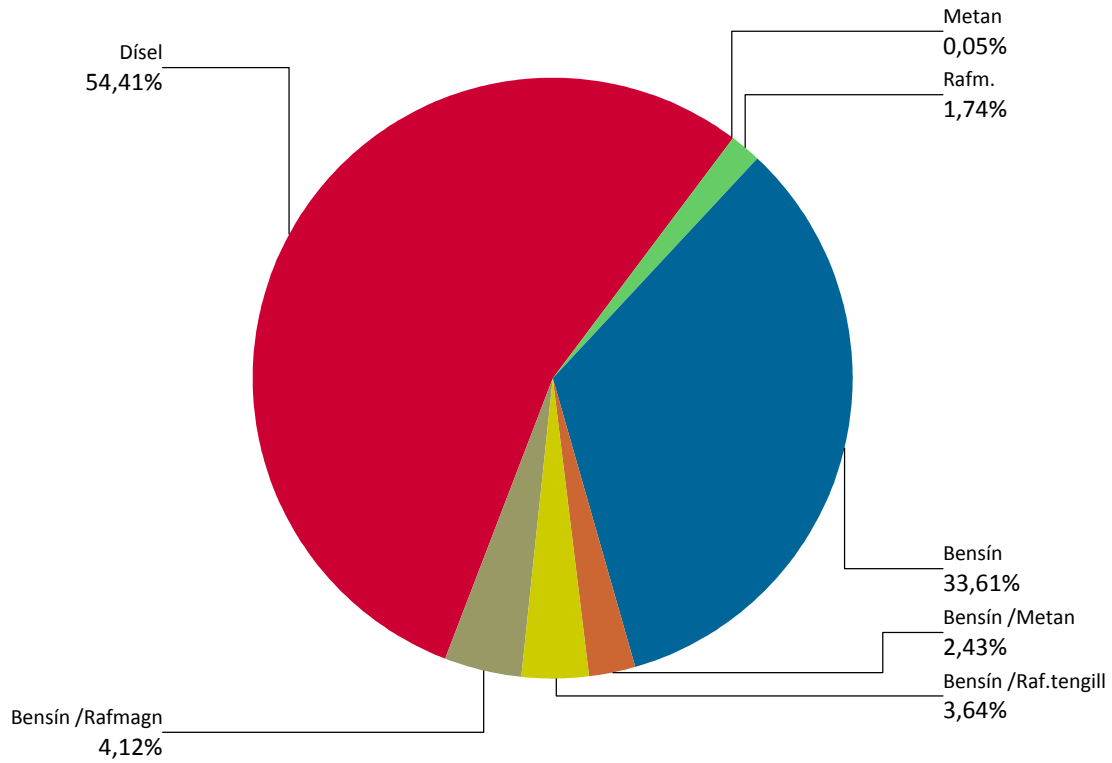
Heimilt er að birta einstaka niðurstöður úr þessari skýrslu ef heimilda er getið. Ekki er heimilt að afrita skýrsluna, hvorki að hluta né í heild sinni, til dreifingar.

	Létt bifhjól	Þung bifhjól	Torfæruhjól	Vélsleðar	Alls
SUZUKI	0	1	0	0	1
TDR	0	0	1	0	1
TM RACING	0	1	0	0	1
YAMAHA	0	1	0	0	1
ZNEN	1	0	0	0	1
<b>Alls</b>	<b>8</b>	<b>54</b>	<b>9</b>	<b>1</b>	<b>72</b>

	Dráttarvélur	Eftirvagnar	Ferðavagnar	Alls
ADRIA	0	0	6	6
ARCTIC CAT	1	0	0	1
BATESON	0	3	0	3
BRENDERUP	0	1	0	1
BULLET	0	0	1	1
CASE IH	2	0	0	2
CBS REMORQUES	0	1	0	1
COMBI CAMP	0	0	3	3
DETHLEFFS	0	0	1	1
EFTIRVAGN	0	1	0	1
FENDT	0	0	2	2
HENGIVAGN	0	1	0	1
HOBBY	0	0	21	21
HUMBAUR	0	4	0	4
HYMER	0	0	1	1
IFOR WILLIAMS	0	1	0	1
INDESPENSION	0	4	0	4
JOHN DEERE	1	0	0	1
KANE	0	5	0	5
KNAUS	0	0	6	6
LMC	0	0	5	5
MASSEY FERGUSON	1	0	0	1
NEPTUN	0	1	0	1
NEW HOLLAND	1	0	0	1
NIEWIADOW	0	0	3	3
NORRLANDSVAGNAR	0	1	0	1
NUGENT	0	1	0	1
QUADDY	1	0	0	1
SCHMITZ	0	2	0	2
SOLIS	1	0	0	1
STEMA	0	7	0	7
SWIFT	0	0	1	1
TABBERT	0	0	1	1
TRAILER	0	1	0	1
VALTRA	3	0	0	3
WEINSBERG	0	0	1	1
ZETOR	1	0	0	1
<b>Alls</b>	<b>12</b>	<b>34</b>	<b>52</b>	<b>98</b>

Nýskráning nýrra ökutækja eftir orkugjafa

Dagsetning: 1.7.2016 - 31.7.2016



- Bensín
- Dísel
- Bensín /Metan
- Metan
- Bensín /Raf.tengill
- Rafm.
- Bensín /Rafmagn

## Fólksbifreiðar

	Bensín	Bensín /Metan	Bensín /Raf.ten	Bensín /Rafmag	Dísel	Metan	Rafm.	Alls
AUDI	3	0	4	0	10	0	0	17
BMW	1	0	1	0	19	0	0	21
BMW I	0	0	1	0	0	0	0	1
CAPRON	0	0	0	0	4	0	0	4
CHEVROLET	10	0	0	0	1	0	0	11
CITROEN	6	0	0	0	4	0	0	10
DACIA	0	0	0	0	81	0	0	81
DODGE	10	0	0	0	0	0	0	10
FIAT	20	0	0	0	0	0	0	20
FORD	25	0	0	0	13	0	0	38
HONDA	47	0	0	0	36	0	0	83
HYUNDAI	28	0	0	0	13	0	0	41
JEEP	2	0	0	0	72	0	0	74
KIA	15	0	0	0	94	0	5	114
LAND ROVER	0	0	0	0	10	0	0	10
LEXUS	0	0	0	7	0	0	0	7
MAZDA	47	0	0	0	7	0	0	54
MERCEDES-BENZ	7	0	16	0	29	1	0	53
MITSUBISHI	14	0	8	0	24	0	0	46
NISSAN	18	0	0	0	59	0	17	94
OPEL	12	0	0	0	9	0	0	21
PEUGEOT	6	0	0	0	10	0	0	16
PLA	0	0	0	0	2	0	0	2
PORSCHE	2	0	10	0	1	0	0	13
RENAULT	17	0	0	0	91	0	0	108
SKODA	26	26	0	0	69	0	0	121
SSANGYONG	0	0	0	0	11	0	0	11
SUBARU	33	0	0	0	15	0	0	48
SUZUKI	83	0	0	1	0	0	0	84
TOYOTA	84	0	0	70	93	0	0	247
VOLKSWAGEN	45	19	10	0	29	0	4	107
VOLKSWAGEN, VW	3	1	10	0	8	0	0	22
VOLVO	0	0	9	0	14	0	0	23
<b>Alls</b>	<b>564</b>	<b>46</b>	<b>69</b>	<b>78</b>	<b>828</b>	<b>1</b>	<b>26</b>	<b>1.612</b>

## Hópbifreiðar

	Dísel	Alls
IVECO	7	7
MERCEDES-BENZ	16	16
VDL	25	25
<b>Alls</b>	<b>48</b>	<b>48</b>

## Sendibifreiðar

	Bensín	Dísel	Rafm.	Alls
CITROEN	0	5	0	5
DACIA	1	5	0	6
DODGE	0	1	0	1
FORD	1	5	0	6
ISUZU	0	2	0	2

	Bensín	Dísel	Rafm.	Alls
JAGUAR LAND ROVE	0	3	0	3
MERCEDES-BENZ	0	7	0	7
MITSUBISHI	0	3	0	3
NISSAN	0	9	0	9
OPEL	0	2	0	2
RENAULT	0	13	1	14
TOYOTA	0	35	0	35
VOLKSWAGEN	1	16	0	17
VOLKSWAGEN, VW	2	14	0	16
<b>Alls</b>	<b>5</b>	<b>120</b>	<b>1</b>	<b>126</b>

### Vörubifreiðar

	Dísel	Alls
DODGE	1	1
FORD	3	3
GMC	2	2
IVECO	5	5
MAN	3	3
MERCEDES-BENZ	3	3
SCANIA	3	3
VOLVO	5	5
<b>Alls</b>	<b>25</b>	<b>25</b>

### Létt bifhjól

	Bensín	Rafm.	Alls
JMSTAR	1	0	1
KYBURZ	0	6	6
ZNEN	1	0	1
<b>Alls</b>	<b>2</b>	<b>6</b>	<b>8</b>

### Þung bifhjól

	Bensín	Alls
BETA	1	1
BMW	1	1
CAN-AM	4	4
CFMOTO	9	9
GAS GAS	3	3
GOES	21	21
HONDA	2	2
KTM	8	8
POLARIS	2	2
SUZUKI	1	1
TM RACING	1	1
YAMAHA	1	1
<b>Alls</b>	<b>54</b>	<b>54</b>

**Torfæruhjól**

	Bensín	Alls
GOES	1	1
HONDA	1	1
KAWASAKI	1	1
KTM	3	3
POLARIS	2	2
TDR	1	1
<b>Alls</b>	<b>9</b>	<b>9</b>

**Vélsleðar**

	Bensín	Alls
POLARIS	1	1
<b>Alls</b>	<b>1</b>	<b>1</b>

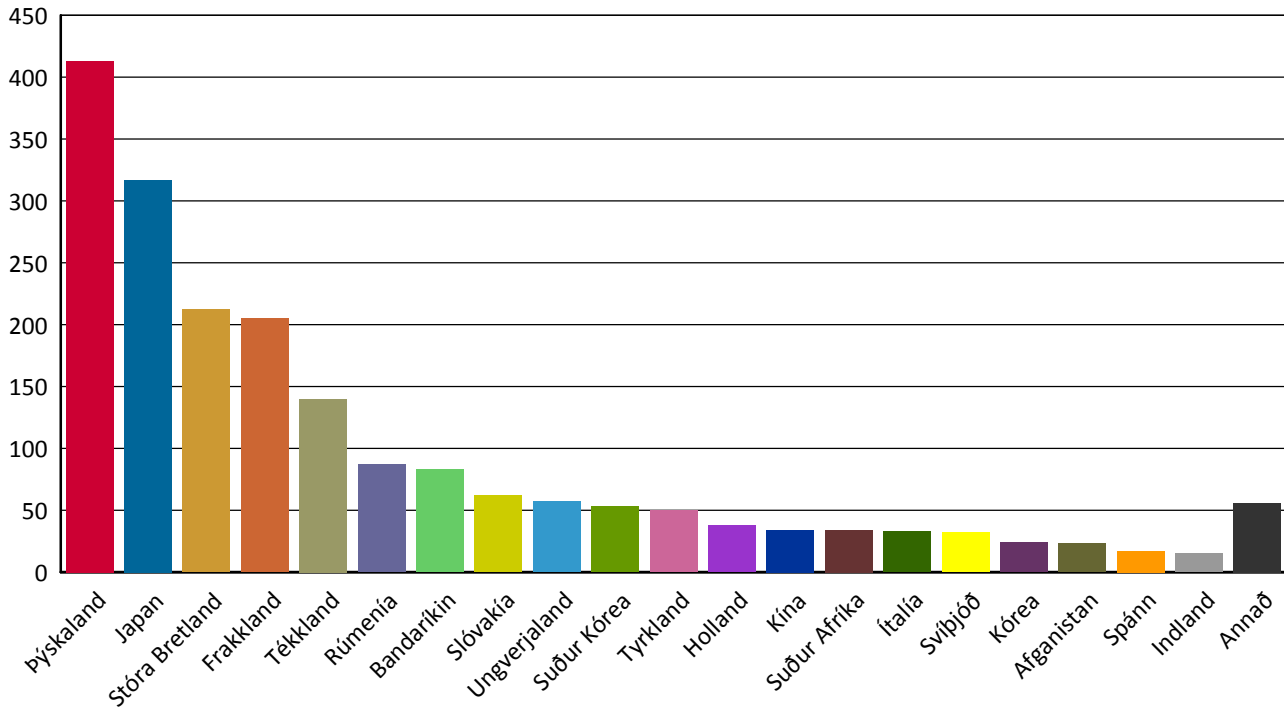
**Dráttarvélar**

	Bensín	Dísel	Alls
ARCTIC CAT	1	0	1
CASE IH	0	2	2
JOHN DEERE	0	1	1
MASSEY FERGUSON	0	1	1
NEW HOLLAND	0	1	1
QUADDY	1	0	1
SOLIS	0	1	1
VALTRA	0	3	3
ZETOR	0	1	1
<b>Alls</b>	<b>2</b>	<b>10</b>	<b>12</b>

## Nýskráning nýrra ökutækja eftir framleiðslulöndum

Tímabil: 1.7.2016 - 31.7.2016

## Topp 20



	Fólksbifreiðar	Hópbifreiðar	Sendibifreiðar	Vörubifreiðar	Alls
Afganistan	23	0	0	0	23
Bandaríkin	71	0	1	5	77
Belgía	0	0	1	0	1
Frakkland	178	6	19	0	203
Holland	0	25	0	0	25
Indland	15	0	0	0	15
Ítalía	24	1	0	5	30
Japan	312	0	0	0	312
Kanada	0	0	0	1	1
Kórea	24	0	0	0	24
Luxemburg	1	0	0	0	1
Mexíkó	3	0	0	0	3
Rúmenía	81	0	6	0	87
Slóvakía	62	0	0	0	62
Spánn	5	0	9	0	14
Stóra Bretland	195	0	3	0	198
Suður Afríka	0	0	34	0	34
Suður Kórea	53	0	0	0	53
Svíþjóð	23	0	0	8	31
Tailand	0	0	5	0	5
Tékkland	138	0	0	0	138
Tyrkland	50	0	0	0	50
Ungverjaland	57	0	0	0	57
Þýskaland	297	16	48	6	367
<b>Alls</b>	<b>1.612</b>	<b>48</b>	<b>126</b>	<b>25</b>	<b>1.811</b>
	Létt bifhjól	Pung bifhjól	Torfæruhjól	Vélsleðar	Alls
Austurríki	0	8	3	0	11
Bandaríkin	0	2	2	0	4
Ítalía	0	2	0	0	2
Japan	0	3	2	0	5

Heimilt er að birta einstaka niðurstöður úr þessari skýrslu ef heimilda er getið. Ekki er heimilt að afrita skýrsluna, hvorki að hluta né í heild sinni, til dreifingar.



	Létt bifhjól	Þung bifhjól	Torfæruhjól	Vélsleðar	Alls
Kína	2	30	2	0	34
Mexíkó	0	4	0	0	4
Spánn	0	3	0	0	3
Stóra Bretland	0	0	0	1	1
Sviss	6	0	0	0	6
Tailand	0	1	0	0	1
Þýskaland	0	1	0	0	1
<b>Alls</b>	<b>8</b>	<b>54</b>	<b>9</b>	<b>1</b>	<b>72</b>

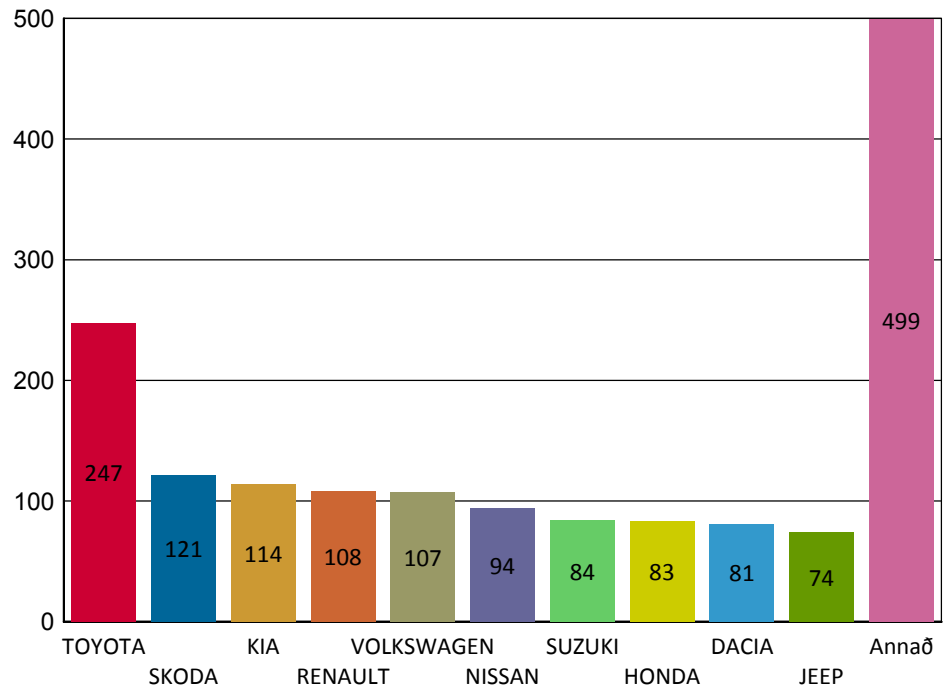
	Dráttarvélar	Eftirvagnar	Ferðavagnar	Alls
Austurríki	1	0	0	1
Bandaríkin	1	0	1	2
Danmörk	0	2	0	2
Finnland	3	0	0	3
Frakkland	1	1	0	2
Holland	1	0	11	12
Írland	0	5	0	5
Ísland	0	2	0	2
Ítalía	1	0	0	1
Pólland	0	0	3	3
Slóvenía	0	0	6	6
Stóra Bretland	2	10	1	13
Svíþjóð	0	1	0	1
Tékkland	2	0	0	2
Þýskaland	0	13	30	43
<b>Alls</b>	<b>12</b>	<b>34</b>	<b>52</b>	<b>98</b>

## Nýskráning nýrra ökutækja - Topp 10 fólksbifreiðar

Tímabil: 1.7.2016 - 31.7.2016

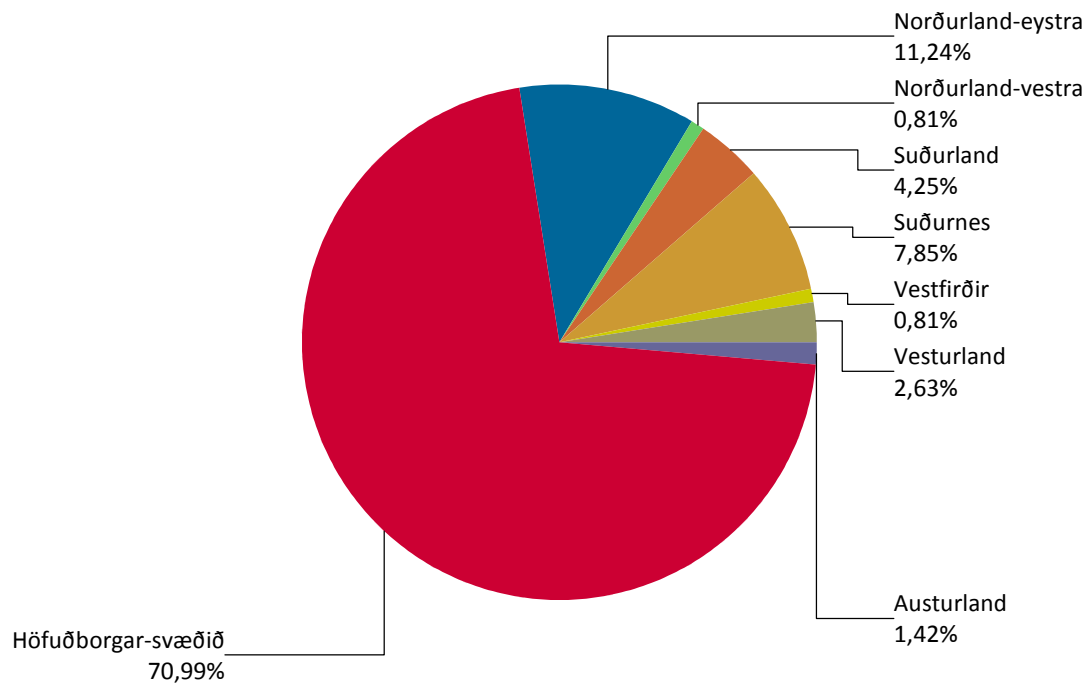
## Topp 10

Fólksbifreiðar	
TOYOTA	247
SKODA	121
KIA	114
RENAULT	108
VOLKSWAGEN	107
NISSAN	94
SUZUKI	84
HONDA	83
DACIA	81
JEEP	74



## Nýskráning nýrra ökutækja eftir landshlutum

Dagsetning: 1.7.2016 - 31.7.2016



	Höfuðborgar-svæðið	Suðurnes	Vesturland	Vestfirðir	Norðurland-vestra	Norðurland-eystra	Austurland	Suðurland	Alls
Fólksbifreiðar	1.158	146	33	9	9	184	13	52	1.604
Hópbifreiðar	42	1	0	0	0	3	0	2	48
Sendibifreiðar	87	5	4	1	1	16	1	10	125
Vörubifreiðar	19	1	0	1	1	2	0	1	25
Létt bifhjól	7	0	0	0	0	1	0	0	8
Þung bifhjól	23	1	7	4	0	8	3	8	54
Torfæruhjól	6	0	0	0	0	1	1	1	9
Vélsleðar	0	0	0	0	0	0	0	1	1
Dráttarvélar	5	0	3	0	0	1	1	2	12
Eftirvagnar	16	1	3	1	3	3	2	5	34
Ferðavagnar	37	0	1	0	1	3	7	2	51
<b>Alls</b>	<b>1.400</b>	<b>155</b>	<b>51</b>	<b>16</b>	<b>15</b>	<b>222</b>	<b>28</b>	<b>84</b>	<b>1.971</b>

	Höfuðborgar-svæðið	Suðurnes	Vesturland	Vestfirðir	Norðurland-vestra	Norðurland-eystra	Austurland	Suðurland	Alls
ADRIA	4	0	0	0	0	0	0	1	5
ARCTIC CAT	0	0	0	0	0	0	1	0	1
AUDI	13	0	0	0	0	3	0	0	16
BATESON	0	0	1	0	1	0	1	0	3
BETA	1	0	0	0	0	0	0	0	1
BMW	13	2	0	0	1	5	0	1	22
BMW I	0	1	0	0	0	0	0	0	1
BRENDERUP	1	0	0	0	0	0	0	0	1
BULLET	0	0	0	0	0	0	1	0	1
CAN-AM	2	0	0	0	0	1	0	1	4
CAPRON	4	0	0	0	0	0	0	0	4
CASE IH	2	0	0	0	0	0	0	0	2
CBS REMORQUES	1	0	0	0	0	0	0	0	1
CFMOTO	1	1	3	2	0	1	0	1	9
CHEVROLET	10	1	0	0	0	0	0	0	11

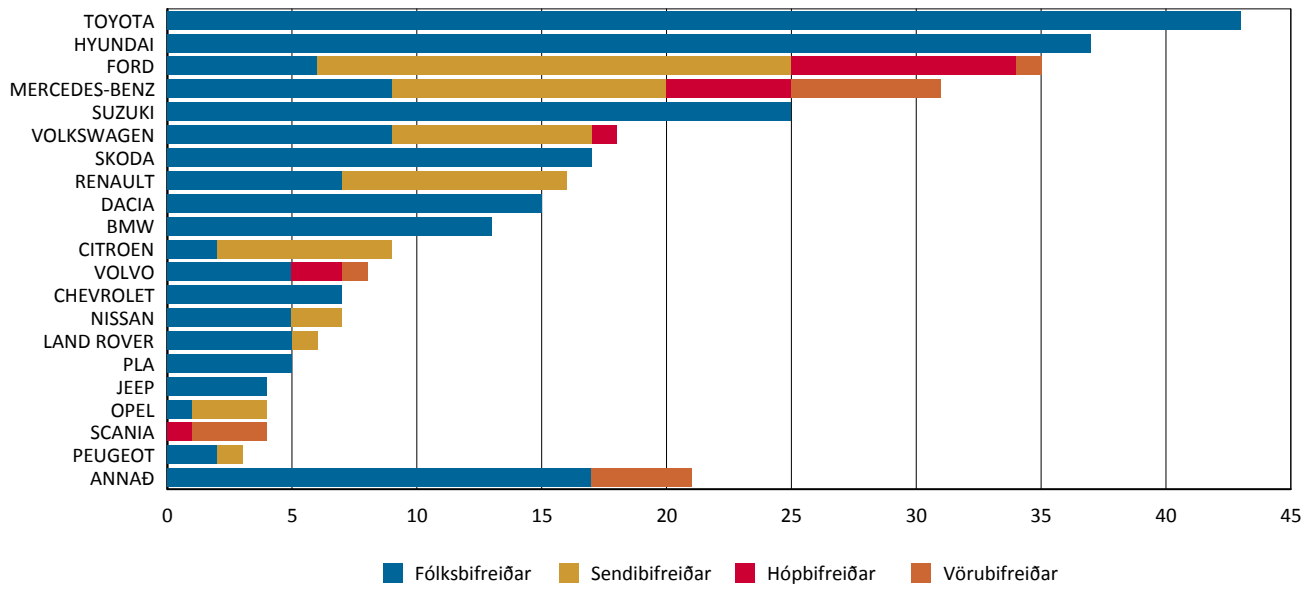
	Höfuðborgar -svæðið	Suðurnes	Vesturland	Vestfirðir	Norðurland- vestra	Norðurland- eystra	Austurland	Suðurland	Alls
CITROEN	10	0	0	0	0	2	1	2	15
COMBI CAMP	3	0	0	0	0	0	0	0	3
DACIA	51	30	2	0	1	0	0	2	86
DETHLEFFS	1	0	0	0	0	0	0	0	1
DEUTZ FAHR	1	0	0	0	1	0	0	0	2
DODGE	11	0	0	0	0	0	0	1	12
EFTIRVAGN	1	0	0	0	0	0	0	0	1
FENDT	2	0	0	0	0	0	0	0	2
FIAT	20	0	0	0	0	0	0	0	20
FORD	44	0	1	1	0	1	0	0	47
GAS GAS	3	0	0	0	0	0	0	0	3
GMC	2	0	0	0	0	0	0	0	2
GOES	4	0	4	2	0	4	3	5	22
HENGIVAGN	1	0	0	0	0	0	0	0	1
HOBBY	9	0	1	0	1	3	6	1	21
HONDA	75	2	6	1	0	1	0	1	86
HUMBAUR	0	0	0	0	1	1	0	2	4
HYMER	1	0	0	0	0	0	0	0	1
HYUNDAI	35	5	1	0	0	0	0	0	41
IFOR WILLIAMS	1	0	0	0	0	0	0	0	1
INDESPENSION	2	0	1	0	1	0	0	0	4
ISUZU	2	0	0	0	0	0	0	0	2
IVECO	12	0	0	0	0	0	0	0	12
JAGUAR LAND ROVER LI	3	0	0	0	0	0	0	0	3
JEEP	74	0	0	0	0	0	0	0	74
JMSTAR	0	0	0	0	0	1	0	0	1
JOHN DEERE	0	0	1	0	0	0	0	0	1
KANE	0	0	1	0	0	1	1	2	5
KAWASAKI	1	0	0	0	0	0	0	0	1
KIA	69	17	3	0	1	20	1	3	114
KNAUS	6	0	0	0	0	0	0	0	6
KTM	9	0	0	0	0	1	0	1	11
KYBURZ	6	0	0	0	0	0	0	0	6
LAND ROVER	8	1	1	0	0	0	0	0	10
LEXUS	5	0	0	0	0	2	0	0	7
LMC	5	0	0	0	0	0	0	0	5
MAN	3	0	0	0	0	0	0	0	3
MASSEY FERGUSON	0	0	1	0	0	0	0	0	1
MAZDA	48	1	1	0	0	2	2	0	54
MERCEDES-BENZ	57	2	2	0	0	13	1	3	78
MINI	20	9	1	1	0	18	0	0	49
NEPTUN	0	0	0	0	0	1	0	0	1
NEW HOLLAND	2	0	0	0	0	0	0	0	2
NIEWIADOW	3	0	0	0	0	0	0	0	3
NISSAN	71	6	2	0	1	15	0	7	102
NORRLANDSVAGNAR	1	0	0	0	0	0	0	0	1
NUGENT	0	0	0	0	0	0	0	1	1
OPEL	19	1	1	0	0	0	0	2	23
PEUGEOT	16	0	0	0	0	0	0	0	16
PLA	0	2	0	0	0	0	0	0	2
POLARIS	3	0	0	0	0	1	0	1	5
PORSCHE	11	0	1	0	0	0	0	0	12
QUADDY	1	0	0	0	0	0	0	0	1

	Höfuðborgar -svæðið	Suðurnes	Vesturland	Vestfirðir	Norðurland- vestra	Norðurland- eystra	Austurland	Suðurland	Alls
RENAULT	88	12	3	1	0	8	1	8	121
SCANIA	1	1	0	0	1	0	0	0	3
SCHMITZ	2	0	0	0	0	0	0	0	2
SKODA	77	4	3	1	4	26	3	3	121
SOLIS	0	0	0	0	0	0	0	1	1
SSANGYONG	7	0	1	0	0	1	2	0	11
STEMA	5	1	0	1	0	0	0	0	7
SUBARU	30	0	0	0	0	18	0	0	48
SUZUKI	36	20	0	0	0	21	0	7	84
SWIFT	1	0	0	0	0	0	0	0	1
TABBERT	1	0	0	0	0	0	0	0	1
TDR	0	0	0	0	0	0	1	0	1
TM RACING	1	0	0	0	0	0	0	0	1
TOYOTA	206	31	4	4	0	12	2	22	281
TRAILER	1	0	0	0	0	0	0	0	1
VALTRA	0	0	2	0	0	1	0	1	4
VDL	25	0	0	0	0	0	0	0	25
VOLKSWAGEN	92	4	2	0	1	25	0	0	124
VOLKSWAGEN, VW	22	0	1	0	0	12	0	2	37
VOLVO	19	1	1	2	1	1	1	2	28
WEINSBERG	1	0	0	0	0	0	0	0	1
YAMAHA	1	0	0	0	0	0	0	0	1
ZETOR	1	0	0	0	0	0	0	0	1
ZNEN	1	0	0	0	0	0	0	0	1
<b>Alls</b>	<b>1.402</b>	<b>155</b>	<b>52</b>	<b>16</b>	<b>16</b>	<b>222</b>	<b>28</b>	<b>84</b>	<b>1.975</b>

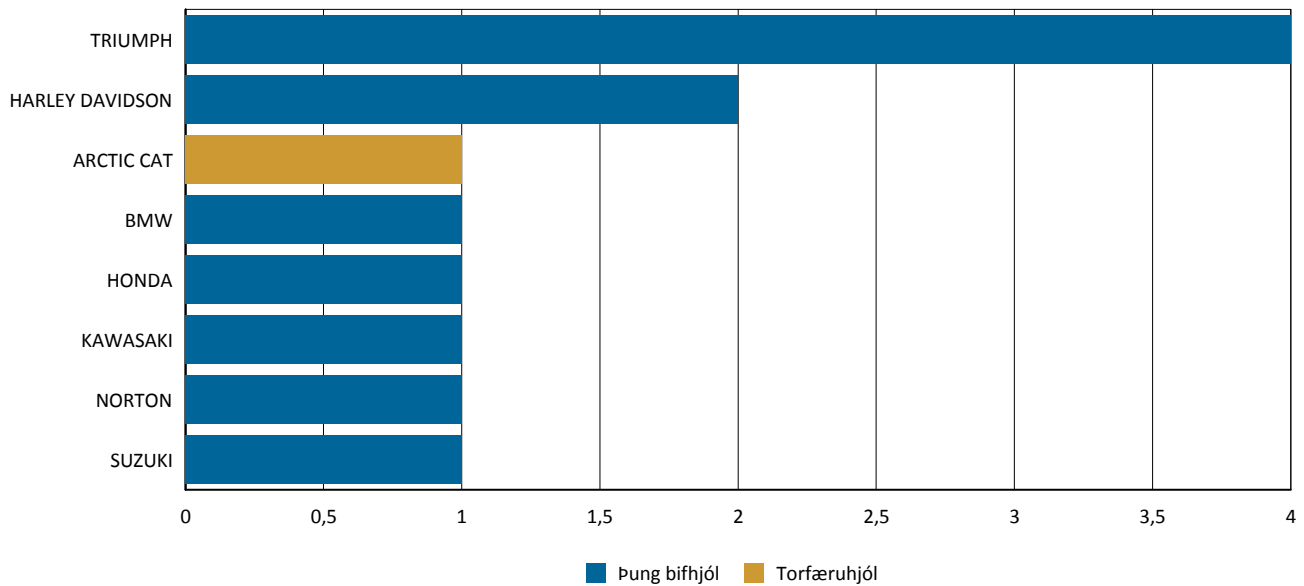
## Nýskráning notaðra ökutæki eftir tegund

Tímabil: 1.7.2016 - 31.7.2016

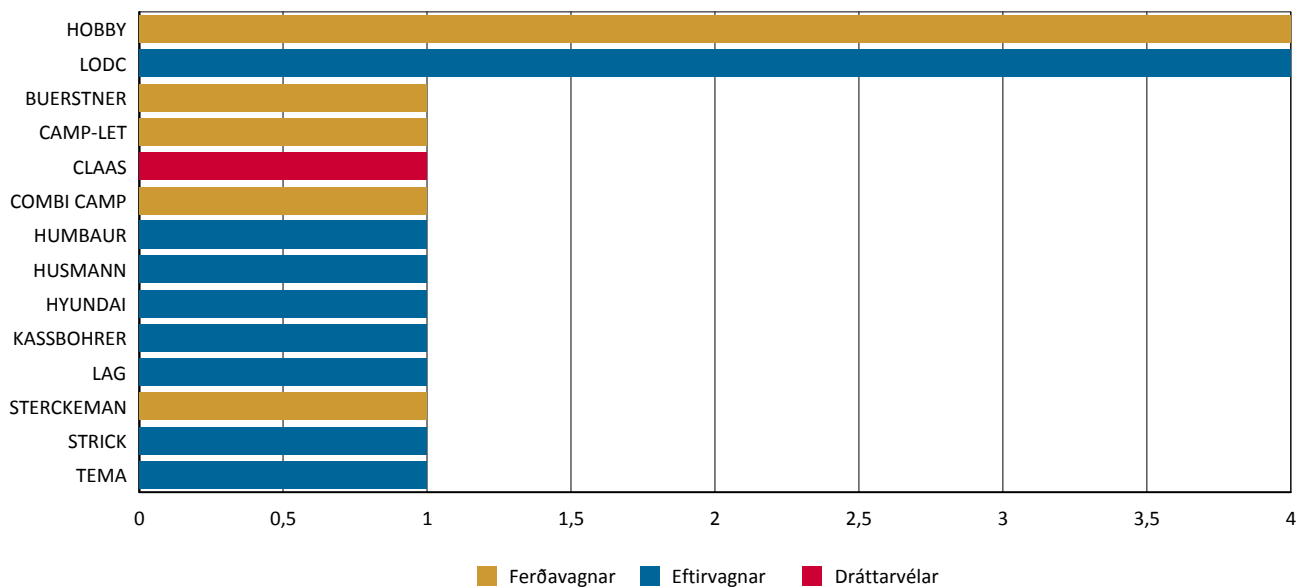
## Topp 20



## Topp 20



## Topp 20



	Fólksbílfreiðar	Hópbílfreiðar	Sendibílfreiðar	Vörubílfreiðar	Alls
AUDI	2	0	0	0	2
BMW	13	0	0	0	13
BUICK	1	0	0	0	1
CHEVROLET	7	0	0	0	7
CITROEN	2	0	7	0	9
DACIA	15	0	0	0	15
DODGE	0	0	0	2	2
FIAT	2	0	0	0	2
FORD	6	9	19	1	35
GMC	1	0	0	0	1
HOBBY/FIAT	1	0	0	0	1
HYUNDAI	37	0	0	0	37
IVECO	0	0	0	1	1
JAGUAR LAND ROVER	2	0	0	0	2
JEEP	4	0	0	0	4
LAND ROVER	5	0	1	0	6
LEXUS	2	0	0	0	2
MAN	0	0	0	1	1
MAZDA	2	0	0	0	2
MERCEDES-BENZ	9	5	11	6	31
NISSAN	5	0	2	0	7
OLDSMOBILE	1	0	0	0	1
OPEL	1	0	3	0	4
PEUGEOT	2	0	1	0	3
PLA	5	0	0	0	5
PORSCHE	2	0	0	0	2
RENAULT	7	0	9	0	16
SCANIA	0	1	0	3	4
SKODA	17	0	0	0	17
SUBARU	1	0	0	0	1
SUZUKI	25	0	0	0	25
TOYOTA	43	0	0	0	43
VOLKSWAGEN	9	1	8	0	18
VOLVO	5	2	0	1	8
<b>Alls</b>	<b>234</b>	<b>18</b>	<b>61</b>	<b>15</b>	<b>328</b>

	Þung bífhjól	Torfæruhjól	Alls
ARCTIC CAT	0	1	1
BMW	1	0	1
HARLEY DAVIDSON	2	0	2
HONDA	1	0	1
KAWASAKI	1	0	1
NORTON	1	0	1
SUZUKI	1	0	1
TRIUMPH	4	0	4
<b>Alls</b>	<b>11</b>	<b>1</b>	<b>12</b>

	Dráttarvélar	Eftirvagnar	Ferðavagnar	Alls
BUERSTNER	0	0	1	1
CAMP-LET	0	0	1	1
CLAAS	1	0	0	1
COMBI CAMP	0	0	1	1
HOBBY	0	0	4	4
HUMBAUR	0	1	0	1
HUSMANN	0	1	0	1
HYUNDAI	0	1	0	1

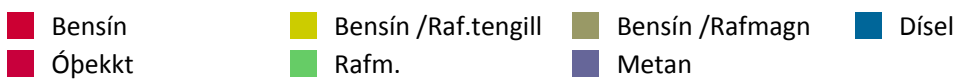
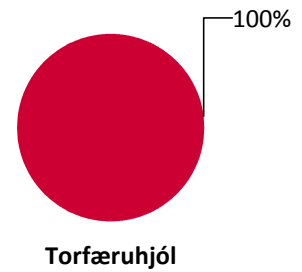
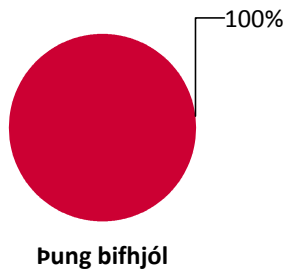
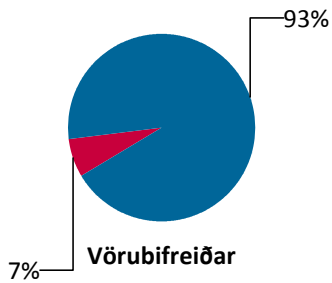
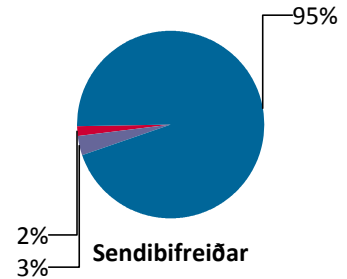
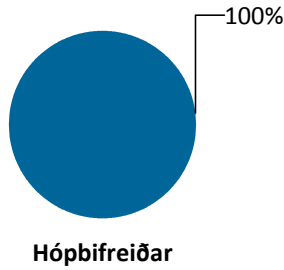
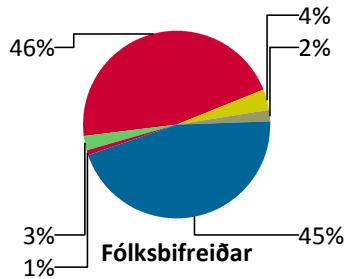
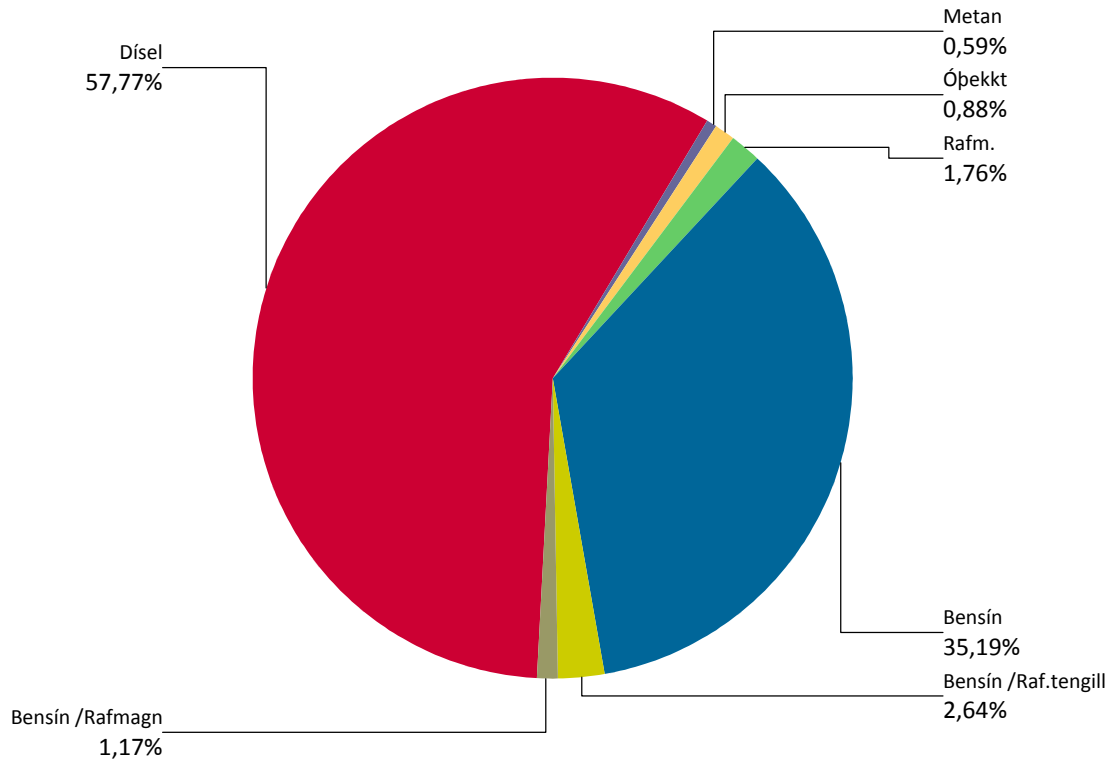
Heimilt er að birta einstaka niðurstöður úr þessari skýrslu ef heimilda er getið. Ekki er heimilt að afrita skýrsluna, hvorki að hluta né í heild sinni, til dreifingar.

	Dráttarvélar	Eftirvagnar	Ferðavagnar	Alls
KASSBOHRER	0	1	0	1
LAG	0	1	0	1
LODC	0	4	0	4
STERCKEMAN	0	0	1	1
STRICK	0	1	0	1
TEMA	0	1	0	1
<b>Alls</b>	<b>1</b>	<b>11</b>	<b>8</b>	<b>20</b>



Nýskráning notaðra ökutækja eftir orkugjafa

Dagsetning: 1.7.2016 - 31.7.2016



## Fólksbifreiðar

	Bensín	Bensín /Raf.ten	Bensín /Rafmag	Dísel	Rafm.	Óþekkt	Alls
AUDI	0	0	0	2	0	0	2
BMW	2	1	0	10	0	0	13
BUICK	1	0	0	0	0	0	1
CHEVROLET	3	3	0	0	0	1	7
CITROEN	1	0	0	1	0	0	2
DACIA	0	0	0	15	0	0	15
FIAT	1	0	0	1	0	0	2
FORD	0	0	0	6	0	0	6
GMC	1	0	0	0	0	0	1
HOBBY/FIAT	0	0	0	1	0	0	1
HYUNDAI	34	0	0	3	0	0	37
JAGUAR LAND ROVE	0	0	0	2	0	0	2
JEEP	3	0	0	1	0	0	4
LAND ROVER	0	0	0	5	0	0	5
LEXUS	1	0	1	0	0	0	2
MAZDA	0	0	0	2	0	0	2
MERCEDES-BENZ	1	2	0	6	0	0	9
NISSAN	0	0	0	0	5	0	5
OLDSMOBILE	1	0	0	0	0	0	1
OPEL	1	0	0	0	0	0	1
PEUGEOT	1	0	0	1	0	0	2
PLA	0	0	0	5	0	0	5
PORSCHE	1	0	0	0	0	1	2
RENAULT	1	0	0	6	0	0	7
SKODA	1	0	0	16	0	0	17
SUBARU	0	0	0	1	0	0	1
SUZUKI	12	0	0	13	0	0	25
TOYOTA	39	0	3	0	1	0	43
VOLKSWAGEN	2	1	0	6	0	0	9
VOLVO	0	2	0	3	0	0	5
<b>Alls</b>	<b>107</b>	<b>9</b>	<b>4</b>	<b>106</b>	<b>6</b>	<b>2</b>	<b>234</b>

## Hópbifreiðar

	Dísel	Alls
FORD	9	9
MERCEDES-BENZ	5	5
SCANIA	1	1
VOLKSWAGEN	1	1
VOLVO	2	2
<b>Alls</b>	<b>18</b>	<b>18</b>

## Sendibifreiðar

	Bensín	Dísel	Metan	Alls
CITROEN	0	7	0	7
FORD	1	18	0	19
LAND ROVER	0	1	0	1
MERCEDES-BENZ	0	11	0	11
NISSAN	0	2	0	2
OPEL	0	3	0	3

	Bensín	Dísel	Metan	Alls
PEUGEOT	0	1	0	1
RENAULT	0	9	0	9
VOLKSWAGEN	0	6	2	8
<b>Alls</b>	<b>1</b>	<b>58</b>	<b>2</b>	<b>61</b>

### Vörubifreiðar

	Dísel	Óþekkt	Alls
DODGE	2	0	2
FORD	0	1	1
IVECO	1	0	1
MAN	1	0	1
MERCEDES-BENZ	6	0	6
SCANIA	3	0	3
VOLVO	1	0	1
<b>Alls</b>	<b>14</b>	<b>1</b>	<b>15</b>

### Þung bifhjól

	Bensín	Alls
BMW	1	1
HARLEY DAVIDSON	2	2
HONDA	1	1
KAWASAKI	1	1
NORTON	1	1
SUZUKI	1	1
TRIUMPH	4	4
<b>Alls</b>	<b>11</b>	<b>11</b>

### Torfæruhjól

	Bensín	Alls
ARCTIC CAT	1	1
<b>Alls</b>	<b>1</b>	<b>1</b>

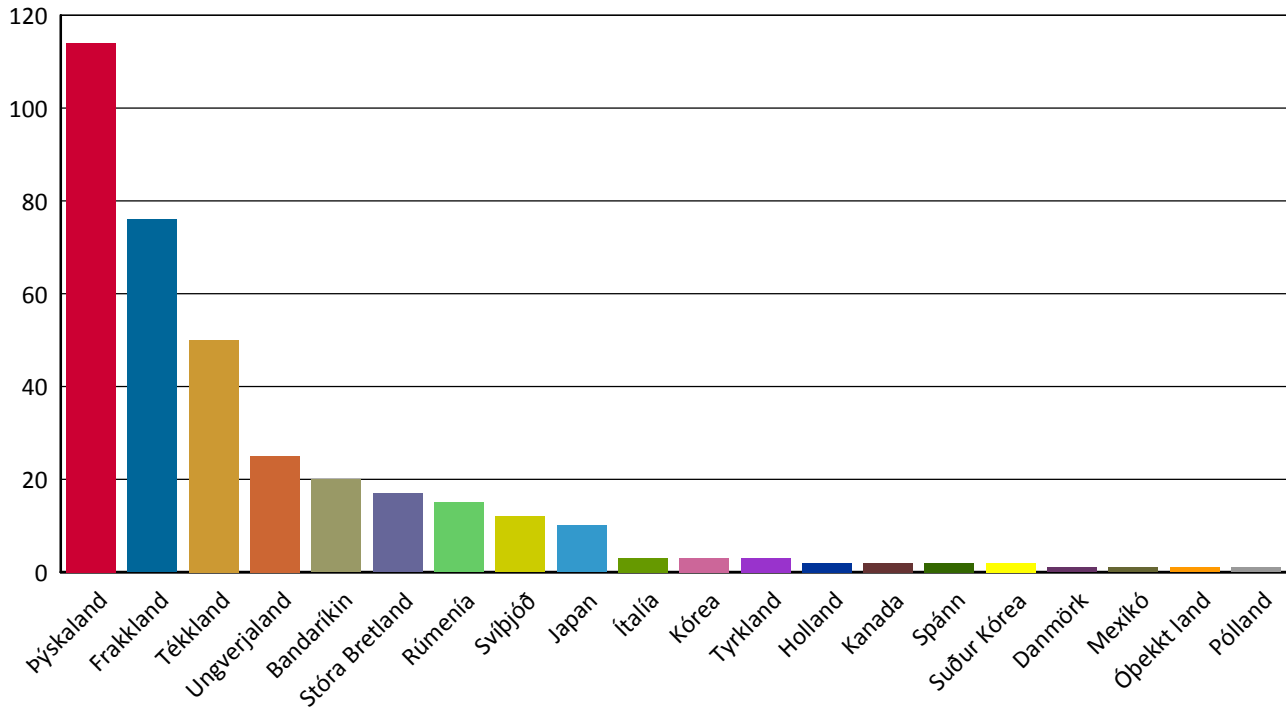
### Dráttarvélar

	Dísel	Alls
CLAAS	1	1
<b>Alls</b>	<b>1</b>	<b>1</b>

## Nýskráning notaðra ökutækja eftir framleiðslulöndum

Tímabil: 1.7.2016 - 31.7.2016

## Topp 20



	Fólksbifreiðar	Hópbifreiðar	Sendibifreiðar	Vörubifreiðar	Alls
Bandaríkin	11	0	1	0	12
Frakkland	57	0	17	0	74
Holland	0	0	0	1	1
Ítalía	3	0	0	0	3
Japan	6	0	1	0	7
Kanada	0	0	0	2	2
Kórea	2	0	0	0	2
Mexíkó	1	0	0	0	1
Rúmenía	15	0	0	0	15
Spánn	1	0	0	0	1
Stóra Bretland	11	0	1	0	12
Suður Kórea	2	0	0	0	2
Svíþjóð	5	3	0	3	11
Tékkland	50	0	0	0	50
Tyrkland	3	0	0	0	3
Ungverjaland	25	0	0	0	25
Þýskaland	42	15	41	9	107
<b>Alls</b>	<b>234</b>	<b>18</b>	<b>61</b>	<b>15</b>	<b>328</b>

	Þung bifhjól	Torfæruhjól	Alls
Bandaríkin	2	1	3
Japan	3	0	3
Stóra Bretland	5	0	5
Þýskaland	1	0	1
<b>Alls</b>	<b>11</b>	<b>1</b>	<b>12</b>

	Dráttarvélur	Eftirvagnar	Ferðavagnar	Alls
Bandaríkin	0	5	0	5
Danmörk	0	0	1	1
Frakkland	1	0	1	2
Holland	0	0	1	1
Kórea	0	1	0	1

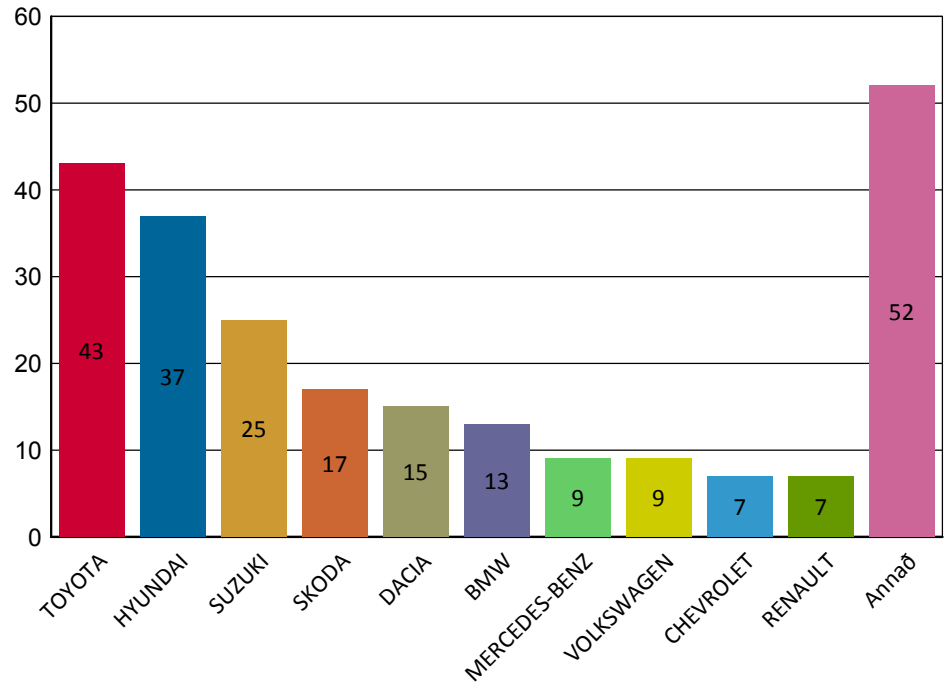
	Dráttarvélar	Eftirvagnar	Ferðavagnar	Alls
Óþekkt land	0	0	1	1
Pólland	0	1	0	1
Spánn	0	1	0	1
Svíþjóð	0	1	0	1
Þýskaland	0	2	4	6
<b>Alls</b>	<b>1</b>	<b>11</b>	<b>8</b>	<b>20</b>

## Nýskráning notaðra ökutækja - Topp 10 fólksbifreiðar

Tímabil: 1.7.2016 - 31.7.2016

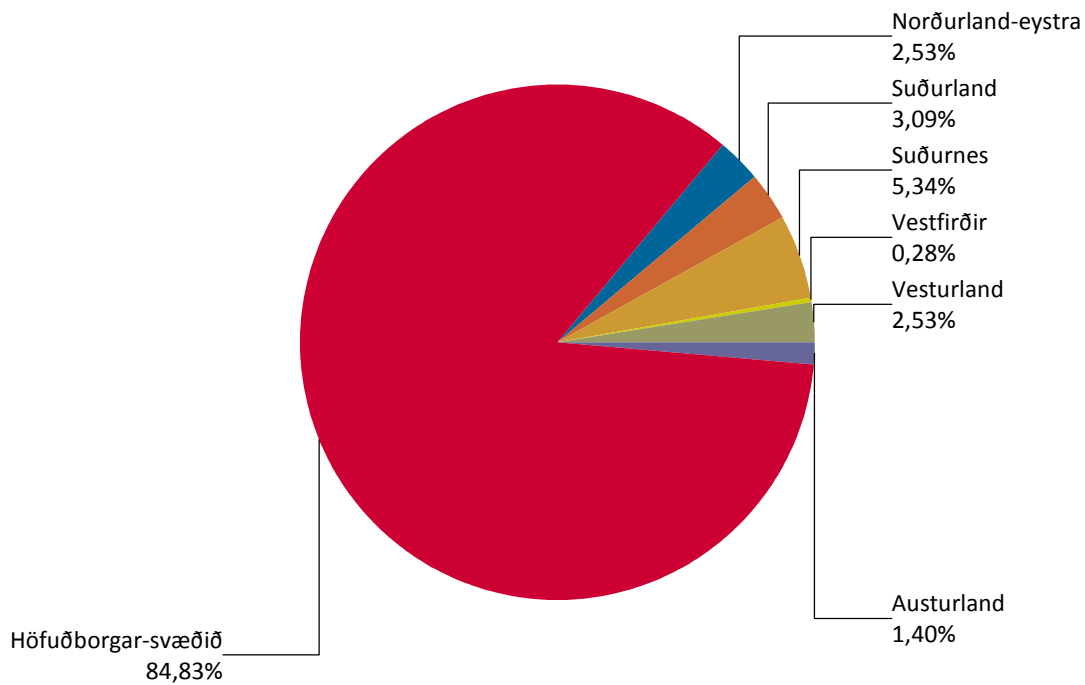
## Topp 10

Fólksbifreiðar	
TOYOTA	43
HYUNDAI	37
SUZUKI	25
SKODA	17
DACIA	15
BMW	13
MERCEDES-BENZ	9
VOLKSWAGEN	9
CHEVROLET	7
RENAULT	7



## Nýskráning notaðra ökutækja eftir landshlutum

Dagsetning: 1.7.2016 - 31.7.2016



	Höfuðborgar-svæðið	Suðurnes	Vesturland	Vestfirðir	Norðurland-eystra	Austurland	Suðurland	Alls
Fólksbífreiðar	209	11	3	0	4	0	6	233
Hópbífreiðar	13	3	0	0	0	0	2	18
Sendibífreiðar	49	2	2	0	4	2	2	61
Vörubífreiðar	11	0	1	1	1	0	0	14
pung bifhjól	7	0	0	0	0	1	1	9
Torfæruhjól	0	1	0	0	0	0	0	1
Dráttarvélar	0	0	1	0	0	0	0	1
Eftirvagnar	10	1	0	0	0	0	0	11
Ferðavagnar	3	1	2	0	0	2	0	8
<b>Alls</b>	<b>302</b>	<b>19</b>	<b>9</b>	<b>1</b>	<b>9</b>	<b>5</b>	<b>11</b>	<b>356</b>

	Höfuðborgar-svæðið	Suðurnes	Vesturland	Vestfirðir	Norðurland-eystra	Austurland	Suðurland	Alls
ARCTIC CAT	0	1	0	0	0	0	0	1
AUDI	2	0	0	0	0	0	0	2
BMW	13	1	0	0	0	0	0	14
BUERSTNER	0	0	1	0	0	0	0	1
BUICK	1	0	0	0	0	0	0	1
CAMP-LET	1	0	0	0	0	0	0	1
CHEVROLET	5	0	0	0	0	0	2	7
CITROEN	7	1	0	0	0	0	1	9
CLAAS	0	0	1	0	0	0	0	1
COMBI CAMP	1	0	0	0	0	0	0	1
DACIA	15	0	0	0	0	0	0	15
DODGE	2	0	0	0	0	0	0	2
FIAT	2	0	0	0	0	0	0	2
FORD	28	2	0	0	2	1	1	34
GMC	0	0	0	0	1	0	0	1
HARLEY DAVIDSON	1	0	0	0	0	0	0	1
HOBBY	1	1	0	0	0	2	0	4

Heimilt er að birta einstaka niðurstöður úr þessari skýrslu ef heimilda er getið. Ekki er heimilt að afrita skýrsluna, hvorki að hluta né í heild sinni, til dreifingar.

	Höfuðborgar -svæðið	Suðurnes	Vesturland	Vestfirðir	Norðurland- eystra	Austurland	Suðurland	Alls
HOBBY/FIAT	1	0	0	0	0	0	0	1
HONDA	1	0	0	0	0	0	0	1
HUMBAUR	1	0	0	0	0	0	0	1
HUSMANN	0	1	0	0	0	0	0	1
HYUNDAI	37	1	0	0	0	0	0	38
IVECO	1	0	0	0	0	0	0	1
JAGUAR LAND ROVER LI	2	0	0	0	0	0	0	2
JEEP	1	0	0	0	2	0	1	4
KASSBOHRER	1	0	0	0	0	0	0	1
KAWASAKI	0	0	0	0	0	1	0	1
LAG	1	0	0	0	0	0	0	1
LAND ROVER	3	0	1	0	0	1	1	6
LEXUS	2	0	0	0	0	0	0	2
LODC	4	0	0	0	0	0	0	4
MAN	1	0	0	0	0	0	0	1
MAZDA	2	0	0	0	0	0	0	2
MERCEDES-BENZ	26	1	1	0	1	0	2	31
NISSAN	6	0	1	0	0	0	0	7
NORTON	0	0	0	0	0	0	1	1
OLDSMOBILE	1	0	0	0	0	0	0	1
OPEL	4	0	0	0	0	0	0	4
PEUGEOT	2	0	1	0	0	0	0	3
PLA	0	5	0	0	0	0	0	5
PORSCHE	2	0	0	0	0	0	0	2
RENAULT	14	0	0	0	2	0	0	16
SCANIA	1	0	1	1	1	0	0	4
SKODA	17	0	0	0	0	0	0	17
STERCKEMAN	0	0	1	0	0	0	0	1
STRICK	1	0	0	0	0	0	0	1
SUBARU	0	0	1	0	0	0	0	1
SUZUKI	25	0	0	0	0	0	1	26
TEMA	1	0	0	0	0	0	0	1
TOYOTA	41	2	0	0	0	0	0	43
TRIUMPH	3	0	0	0	0	0	0	3
VOLKSWAGEN	14	2	0	0	0	0	1	17
VOLVO	7	1	0	0	0	0	0	8
<b>Alls</b>	<b>302</b>	<b>19</b>	<b>9</b>	<b>1</b>	<b>9</b>	<b>5</b>	<b>11</b>	<b>356</b>