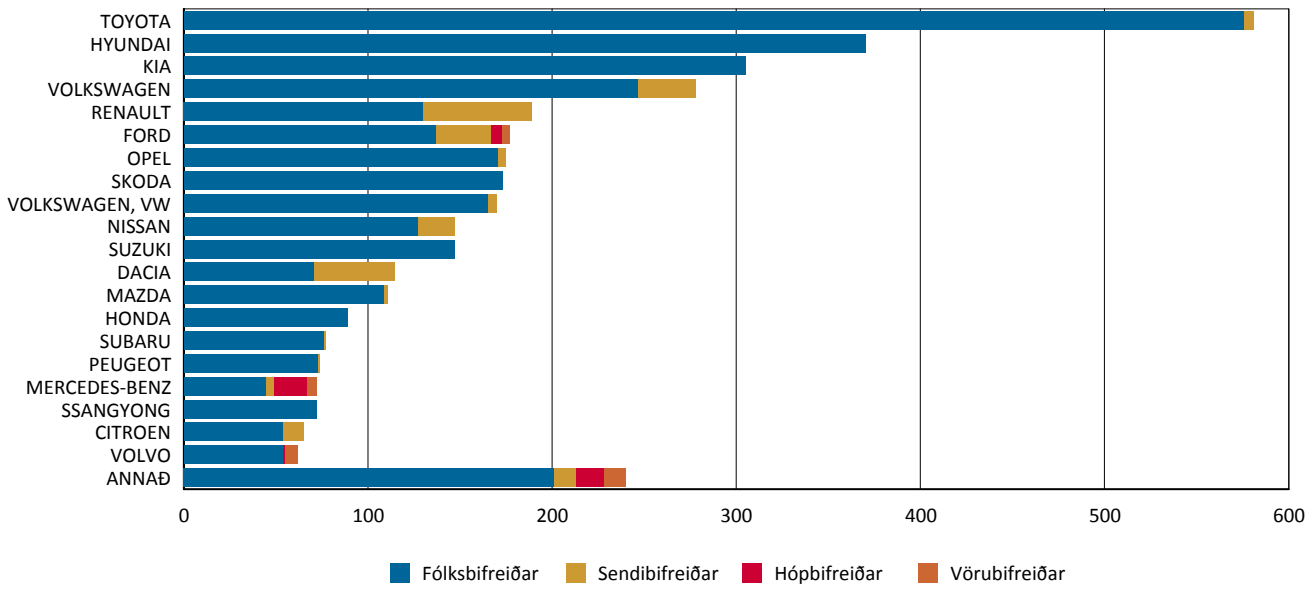


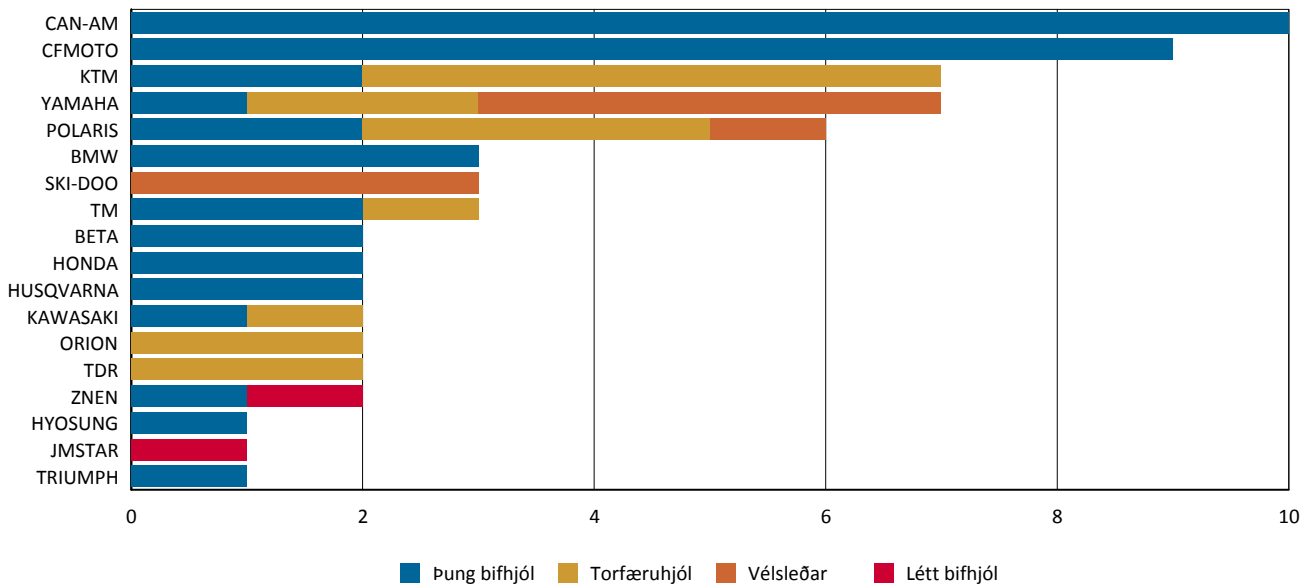
## Nýskráning nýrra ökutæki eftir tegund

Tímabil: 1.5.2016 - 31.5.2016

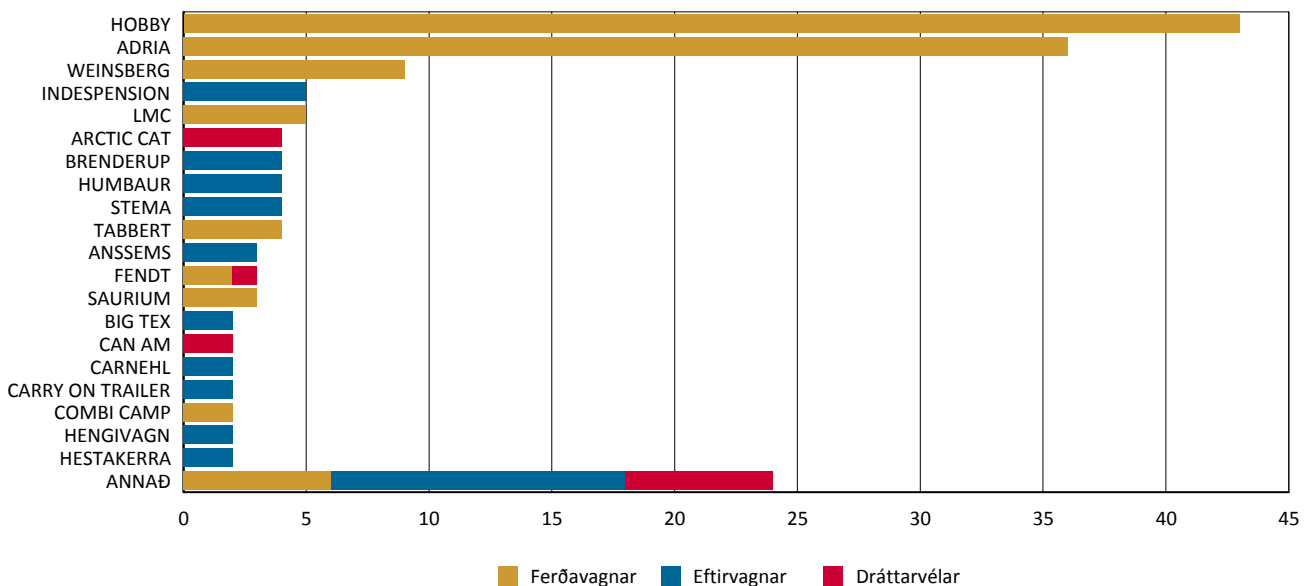
## Topp 20



## Topp 20



## Topp 20



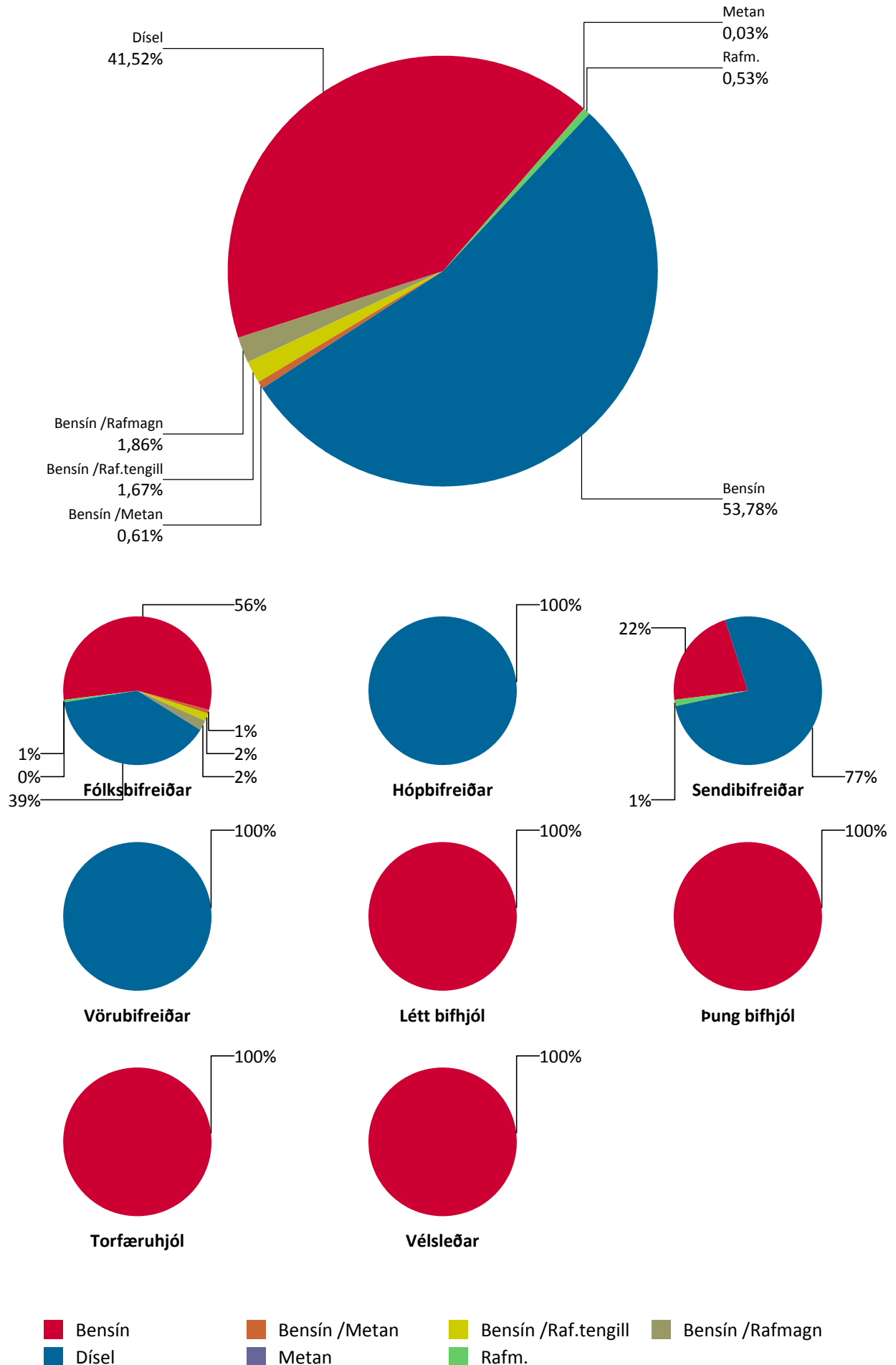
	Fólksbifreiðar	Hópbifreiðar	Sendibifreiðar	Vörubifreiðar	Alls
ARCTIC CAT	1	0	0	0	1
AUDI	14	0	0	0	14
BMW	35	0	0	0	35
BMW I	1	0	0	0	1
CAPRON	26	0	0	0	26
CHEVROLET	44	0	0	0	44
CITROEN	54	0	11	0	65
COBUS	0	2	0	0	2
DACIA	71	0	44	0	115
FENIKSBUS	0	1	0	0	1
FORD	137	6	30	4	177
FORD-CNG-TECHNIK	1	0	0	0	1
GMC	0	0	0	2	2
HOBBY/FIAT	1	0	0	0	1
HONDA	89	0	0	0	89
HYUNDAI	370	0	0	0	370
ISUZU	0	0	5	0	5
IVECO	0	6	1	1	8
JAGUAR LAND ROVER	2	0	0	0	2
JEEP	3	0	0	0	3
KIA	305	0	0	0	305
KING LONG	0	5	0	0	5
LAND ROVER	22	0	0	0	22
LEXUS	4	0	0	0	4
LIEBHERR	0	0	0	1	1
MAN	0	0	0	4	4
MAZDA	109	0	2	0	111
MERCEDES-BENZ	45	18	4	5	72
MITSUBISHI	37	0	6	0	43
NISSAN	127	0	20	0	147
OPEL	171	0	4	0	175
PEUGEOT	73	0	1	0	74
PORSCHE	10	0	0	0	10
RENAULT	130	0	59	0	189
SCANIA	0	1	0	4	5
SKODA	173	0	0	0	173
SSANGYONG	72	0	0	0	72
SUBARU	76	0	1	0	77
SUZUKI	147	0	0	0	147
TOYOTA	576	0	5	0	581
VOLKSWAGEN	247	0	31	0	278
VOLKSWAGEN, VW	165	0	5	0	170
VOLVO	54	1	0	7	62
<b>Alls</b>	<b>3.392</b>	<b>40</b>	<b>229</b>	<b>28</b>	<b>3.689</b>
	Létt bifhjól	Þung bifhjól	Torfæruhjól	Vélsleðar	Alls
BETA	0	2	0	0	2
BMW	0	3	0	0	3
CAN-AM	0	10	0	0	10
CFMOTO	0	9	0	0	9
HONDA	0	2	0	0	2
HUSQVARNA	0	2	0	0	2
HYOSUNG	0	1	0	0	1
JMSTAR	1	0	0	0	1
KAWASAKI	0	1	1	0	2

	Létt bifhjól	Þung bifhjól	Torfæruhjól	Vélsleðar	Alls
KTM	0	2	5	0	7
ORION	0	0	2	0	2
POLARIS	0	2	3	1	6
SKI-DOO	0	0	0	3	3
TDR	0	0	2	0	2
TM	0	2	1	0	3
TRIUMPH	0	1	0	0	1
YAMAHA	0	1	2	4	7
ZNEN	1	1	0	0	2
<b>Alls</b>	<b>2</b>	<b>39</b>	<b>16</b>	<b>8</b>	<b>65</b>

	Dráttarvélar	Eftirvagnar	Ferðavagnar	Alls
ADRIA	0	0	36	36
ANSSEMS	0	3	0	3
ARCTIC CAT	4	0	0	4
ARISING	0	1	0	1
BIG TEX	0	2	0	2
BRENDERUP	0	4	0	4
BRI-MAR	0	1	0	1
CAN AM	2	0	0	2
CARNEHL	0	2	0	2
CARRY ON TRAILER	0	2	0	2
CBS REMORQUES	0	1	0	1
CLAAS	1	0	0	1
COMANCHE	0	0	1	1
COMBI CAMP	0	0	2	2
DEUTZ FAHR	1	0	0	1
FENDT	1	0	2	3
HENGIVAGN	0	2	0	2
HESTAKERRA	0	2	0	2
HOBBY	0	0	43	43
HUMBAUR	0	4	0	4
HYMER	0	0	1	1
INDESPENSION	0	5	0	5
KNAUS	0	0	2	2
KUBOTA	1	0	0	1
LMC	0	0	5	5
NC	0	2	0	2
NEW HOLLAND	1	0	0	1
NIEWIADOW	0	0	1	1
NUGENT	0	1	0	1
ORKEL	0	1	0	1
RAGNAR VALSSON	0	2	0	2
SAURIUM	0	0	3	3
STEMA	0	4	0	4
SWIFT	0	0	1	1
TABBERT	0	0	4	4
TEMA	0	1	0	1
V OG P	0	2	0	2
VALTRA	2	0	0	2
WEINSBERG	0	0	9	9
<b>Alls</b>	<b>13</b>	<b>42</b>	<b>110</b>	<b>165</b>

Nýskráning nýrra ökutækja eftir orkugjafa

Dagsetning: 1.5.2016 - 31.5.2016



## Fólksbifreiðar

	Bensín	Bensín	Bensín	Bensín	Dísel	Metan	Rafm.	Alls
		/Metan	/Raf.ten	/Rafmag				
ARCTIC CAT	1	0	0	0	0	0	0	1
AUDI	9	0	2	0	3	0	0	14
BMW	1	0	2	0	32	0	0	35
BMW I	0	0	1	0	0	0	0	1
CAPRON	0	0	0	0	26	0	0	26
CHEVROLET	43	0	1	0	0	0	0	44
CITROEN	32	0	0	0	22	0	0	54
DACIA	0	0	0	0	71	0	0	71
FORD	100	0	0	0	37	0	0	137
FORD-CNG-TECHNIK	1	0	0	0	0	0	0	1
HOBBY/FIAT	0	0	0	0	1	0	0	1
HONDA	72	0	0	0	17	0	0	89
HYUNDAI	258	0	0	0	112	0	0	370
JAGUAR LAND ROVE	2	0	0	0	0	0	0	2
JEEP	3	0	0	0	0	0	0	3
KIA	109	0	0	0	195	0	1	305
LAND ROVER	0	0	0	0	22	0	0	22
LEXUS	0	0	0	4	0	0	0	4
MAZDA	102	0	0	0	7	0	0	109
MERCEDES-BENZ	4	0	6	0	34	1	0	45
MITSUBISHI	15	0	11	0	11	0	0	37
NISSAN	26	0	0	0	93	0	8	127
OPEL	167	0	0	0	4	0	0	171
PEUGEOT	28	0	0	0	45	0	0	73
PORSCHE	3	0	3	0	4	0	0	10
RENAULT	21	0	0	0	109	0	0	130
SKODA	20	10	0	0	143	0	0	173
SSANGYONG	0	0	0	0	72	0	0	72
SUBARU	56	0	0	0	20	0	0	76
SUZUKI	147	0	0	0	0	0	0	147
TOYOTA	369	0	0	66	141	0	0	576
VOLKSWAGEN	215	11	5	0	8	0	8	247
VOLKSWAGEN, VW	102	2	16	0	45	0	0	165
VOLVO	0	0	16	0	38	0	0	54
<b>Alls</b>	<b>1.906</b>	<b>23</b>	<b>63</b>	<b>70</b>	<b>1.312</b>	<b>1</b>	<b>17</b>	<b>3.392</b>

## Hópbifreiðar

	Dísel	Alls
COBUS	2	2
FENIKSBUS	1	1
FORD	6	6
IVECO	6	6
KING LONG	5	5
MERCEDES-BENZ	18	18
SCANIA	1	1
VOLVO	1	1
<b>Alls</b>	<b>40</b>	<b>40</b>

**Sendibifreiðar**

	Bensín	Dísel	Rafm.	Alls
CITROEN	0	11	0	<b>11</b>
DACIA	31	13	0	<b>44</b>
FORD	6	24	0	<b>30</b>
ISUZU	0	5	0	<b>5</b>
IVECO	0	1	0	<b>1</b>
MAZDA	2	0	0	<b>2</b>
MERCEDES-BENZ	0	4	0	<b>4</b>
MITSUBISHI	0	6	0	<b>6</b>
NISSAN	0	19	1	<b>20</b>
OPEL	0	4	0	<b>4</b>
PEUGEOT	0	1	0	<b>1</b>
RENAULT	0	57	2	<b>59</b>
SUBARU	1	0	0	<b>1</b>
TOYOTA	0	5	0	<b>5</b>
VOLKSWAGEN	10	21	0	<b>31</b>
VOLKSWAGEN, VW	0	5	0	<b>5</b>
<b>Alls</b>	<b>50</b>	<b>176</b>	<b>3</b>	<b>229</b>

**Vörubifreiðar**

	Dísel	Alls
FORD	4	<b>4</b>
GMC	2	<b>2</b>
IVECO	1	<b>1</b>
LIEBHERR	1	<b>1</b>
MAN	4	<b>4</b>
MERCEDES-BENZ	5	<b>5</b>
SCANIA	4	<b>4</b>
VOLVO	7	<b>7</b>
<b>Alls</b>	<b>28</b>	<b>28</b>

**Létt bifhjól**

	Bensín	Alls
JMSTAR	1	<b>1</b>
ZNEN	1	<b>1</b>
<b>Alls</b>	<b>2</b>	<b>2</b>

**Pung bifhjól**

	Bensín	Alls
BETA	2	<b>2</b>
BMW	3	<b>3</b>
CAN-AM	10	<b>10</b>
CFMOTO	9	<b>9</b>
HONDA	2	<b>2</b>
HUSQVARNA	2	<b>2</b>
HYOSUNG	1	<b>1</b>
KAWASAKI	1	<b>1</b>
KTM	2	<b>2</b>
POLARIS	2	<b>2</b>

	Bensín	Alls
TM	2	2
TRIUMPH	1	1
YAMAHA	1	1
ZNEN	1	1
<b>Alls</b>	<b>39</b>	<b>39</b>

### Torfæruhjól

	Bensín	Alls
KAWASAKI	1	1
KTM	5	5
ORION	2	2
POLARIS	3	3
TDR	2	2
TM	1	1
YAMAHA	2	2
<b>Alls</b>	<b>16</b>	<b>16</b>

### Vélsleðar

	Bensín	Alls
POLARIS	1	1
SKI-DOO	3	3
YAMAHA	4	4
<b>Alls</b>	<b>8</b>	<b>8</b>

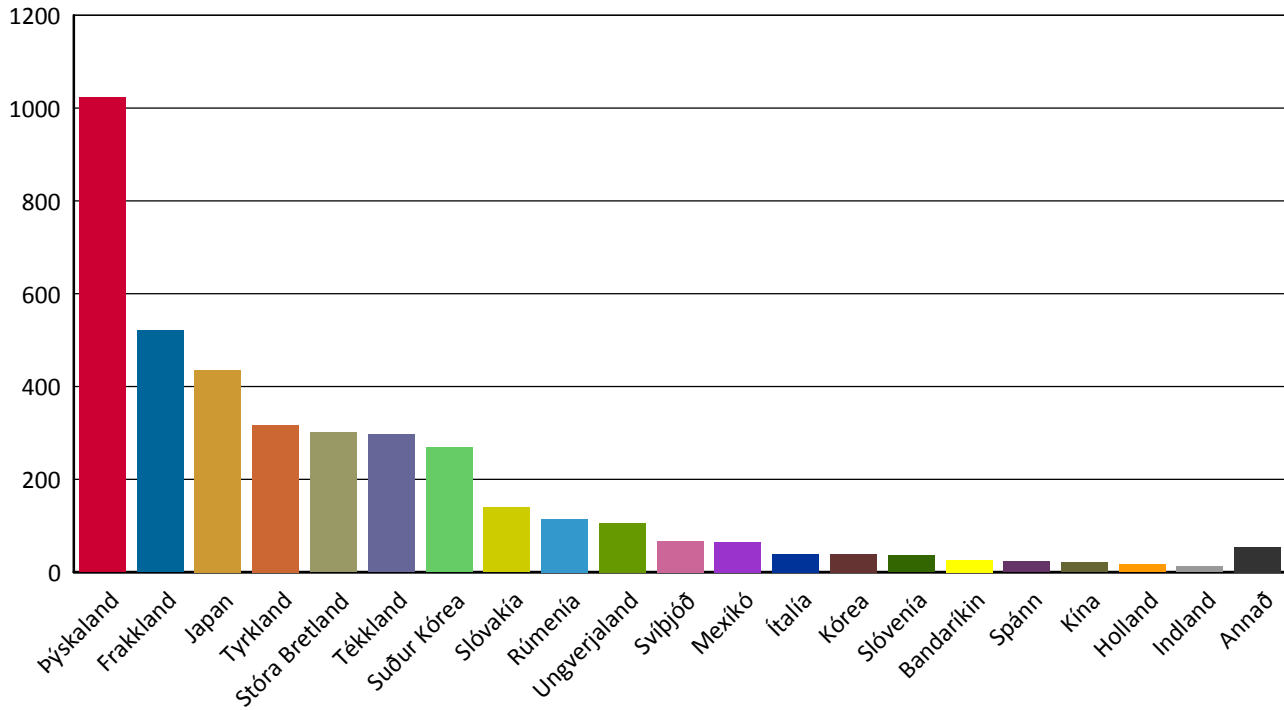
### Dráttarvélur

	Bensín	Dísel	Alls
ARCTIC CAT	3	1	4
CAN AM	2	0	2
CLAAS	0	1	1
DEUTZ FAHR	0	1	1
FENDT	0	1	1
KUBOTA	0	1	1
NEW HOLLAND	0	1	1
VALTRA	0	2	2
<b>Alls</b>	<b>5</b>	<b>8</b>	<b>13</b>

## Nýskráning nýrra ökutækja eftir framleiðslulöndum

Tímabil: 1.5.2016 - 31.5.2016

## Topp 20



	Fólksbifreiðar	Hópbifreiðar	Sendibifreiðar	Vörubifreiðar	Alls
Afganistan	1	0	0	0	1
Bandaríkin	8	0	0	6	14
Belgía	0	0	2	0	2
Frakkland	443	5	71	0	519
Indland	12	0	0	0	12
Ítalía	27	2	1	1	31
Japan	424	0	1	0	425
Kína	0	5	0	0	5
Kórea	39	0	0	0	39
Mexíkó	51	0	2	0	53
Rúmenía	71	0	44	0	115
Slóvakía	139	0	0	0	139
Spánn	2	0	20	0	22
Stóra Bretland	291	0	0	0	291
Suður Afríka	0	0	3	0	3
Suður Kórea	267	0	0	0	267
Sviss	1	0	0	0	1
Svíþjóð	54	2	0	11	67
Taíland	0	0	11	0	11
Tékkland	297	0	0	0	297
Tyrkland	317	0	0	0	317
Ungverjaland	106	0	0	0	106
Þýskaland	842	26	74	10	952
<b>Alls</b>	<b>3.392</b>	<b>40</b>	<b>229</b>	<b>28</b>	<b>3.689</b>
	Létt bifhjól	Þung bifhjól	Torfæruhjól	Vélsleðar	Alls
Austurríki	0	2	5	0	7
Bandaríkin	0	2	3	1	6
Ítalía	0	7	1	0	8
Japan	0	3	3	4	10
Kanada	0	0	0	3	3

Heimilt er að birta einstaka niðurstöður úr þessari skýrslu ef heimilda er getið. Ekki er heimilt að afrita skýrsluna, hvorki að hluta né í heild sinni, til dreifingar.



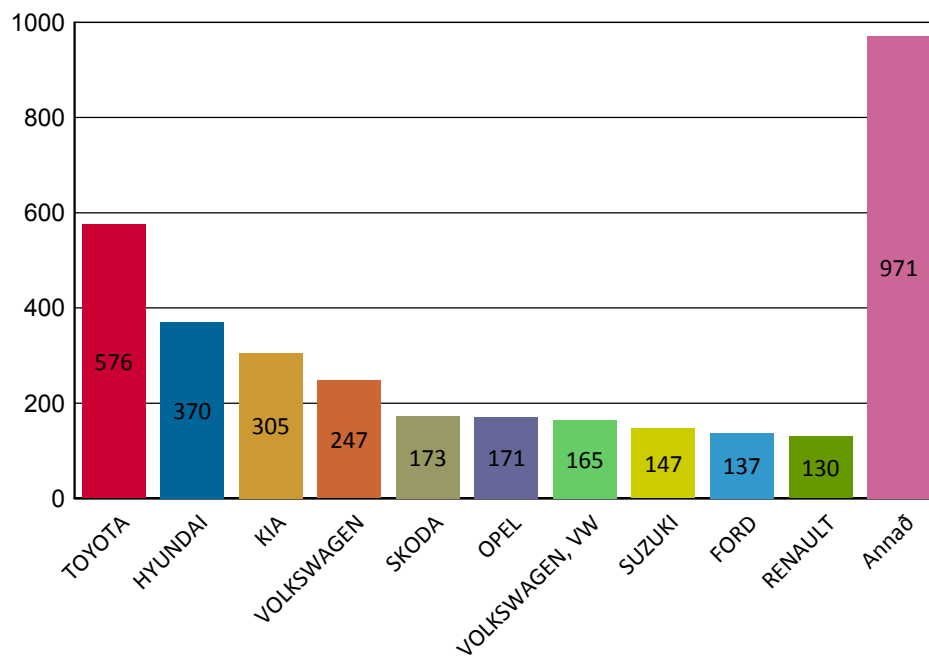
	Létt bifhjól	Þung bifhjól	Torfæruhjól	Vélsleðar	Alls
Kína	2	10	4	0	16
Mexíkó	0	10	0	0	10
Stóra Bretland	0	1	0	0	1
Suður Kórea	0	1	0	0	1
Þýskaland	0	3	0	0	3
<b>Alls</b>	<b>2</b>	<b>39</b>	<b>16</b>	<b>8</b>	<b>65</b>

	Dráttarvélur	Eftirvagnar	Ferðavagnar	Alls
Austurríki	4	0	0	4
Bandaríkin	0	6	0	6
Danmörk	0	4	0	4
Finnland	2	0	0	2
Frakkland	1	1	0	2
Holland	1	3	12	16
Ísland	0	8	0	8
Japan	1	0	0	1
Mexíkó	2	0	0	2
Noregur	0	1	0	1
Portúgal	0	0	3	3
Pólland	0	1	1	2
Slóvenía	0	0	36	36
Spánn	0	0	1	1
Stóra Bretland	0	8	1	9
Þýskaland	2	10	56	68
<b>Alls</b>	<b>13</b>	<b>42</b>	<b>110</b>	<b>165</b>

## Nýskráning nýrra ökutækja - Topp 10 fólksbifreiðar

Tímabil: 1.5.2016 - 31.5.2016

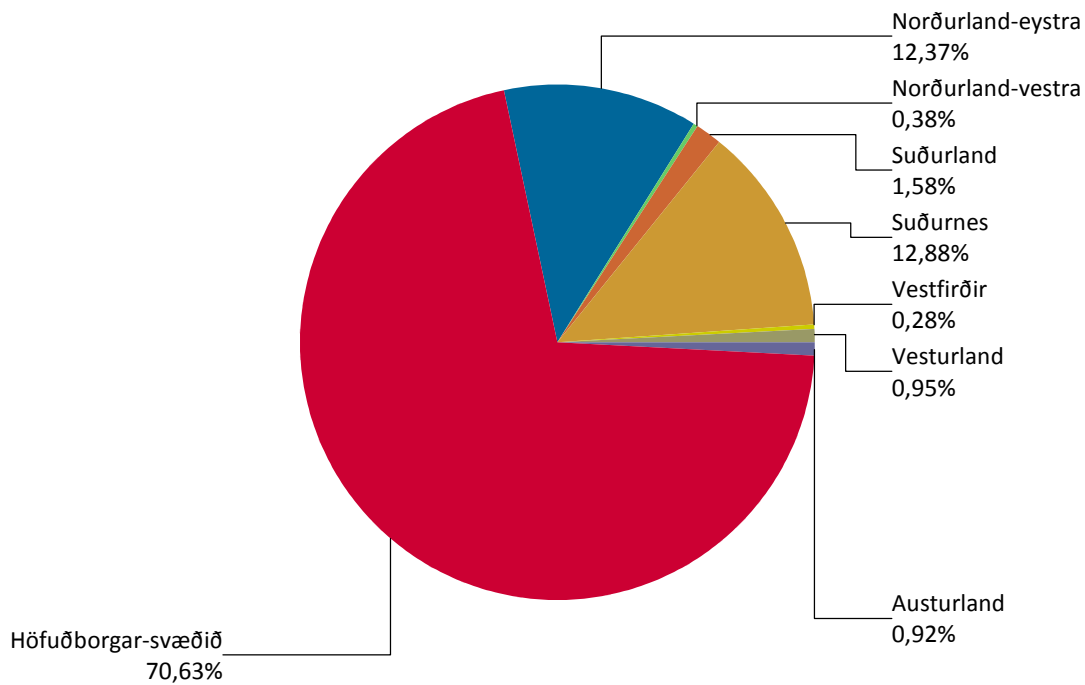
## Topp 10



Fólksbifreiðar	
TOYOTA	576
HYUNDAI	370
KIA	305
VOLKSWAGEN	247
SKODA	173
OPEL	171
VOLKSWAGEN, VW	165
SUZUKI	147
FORD	137
RENAULT	130

## Nýskráning nýrra ökutækja eftir landshlutum

Dagsetning: 1.5.2016 - 31.5.2016



	Höfuðborgar-svæðið	Suðurnes	Vesturland	Vestfirðir	Norðurland-vestra	Norðurland-eystra	Austurland	Suðurland	Alls
Fólksbifreiðar	2.369	481	25	7	8	451	12	33	3.386
Hópbifreiðar	33	0	0	0	0	5	1	1	40
Sendibifreiðar	193	14	3	0	1	11	3	4	229
Vörubifreiðar	22	0	2	2	0	1	0	1	28
Létt bifhjól	1	0	0	0	0	0	1	0	2
Þung bifhjól	23	1	0	0	1	7	4	1	37
Torfæruhjól	7	2	1	0	0	1	1	3	15
Vélsleðar	3	0	0	0	1	0	4	0	8
Dráttarvélar	4	0	1	2	1	1	0	4	13
Eftirvagnar	24	0	3	0	1	3	5	6	42
Ferðavagnar	84	6	2	0	1	3	5	9	110
<b>Alls</b>	<b>2.763</b>	<b>504</b>	<b>37</b>	<b>11</b>	<b>14</b>	<b>483</b>	<b>36</b>	<b>62</b>	<b>3.910</b>

	Höfuðborgar-svæðið	Suðurnes	Vesturland	Vestfirðir	Norðurland-vestra	Norðurland-eystra	Austurland	Suðurland	Alls
ADRIA	25	3	1	0	1	2	0	4	36
ANSSEMS	2	0	0	0	0	0	1	0	3
ARCTIC CAT	1	0	0	1	0	1	0	2	5
ARISING	1	0	0	0	0	0	0	0	1
AUDI	11	0	0	0	0	3	0	0	14
BETA	0	0	0	0	0	0	2	0	2
BIG TEX	2	0	0	0	0	0	0	0	2
BMW	31	6	0	0	1	0	0	0	38
BMW I	1	0	0	0	0	0	0	0	1
BRENDERUP	2	0	0	0	0	0	2	0	4
BRI-MAR	1	0	0	0	0	0	0	0	1
CAN AM	2	0	0	0	0	0	0	0	2
CAN-AM	10	0	0	0	0	0	0	0	10
CAPRON	14	12	0	0	0	0	0	0	26
CARNEHL	2	0	0	0	0	0	0	0	2

Heimilt er að birta einstaka niðurstöður úr þessari skýrslu ef heimilda er getið. Ekki er heimilt að afrita skýrsluna, hvorki að hluta né í heild sinni, til dreifingar.

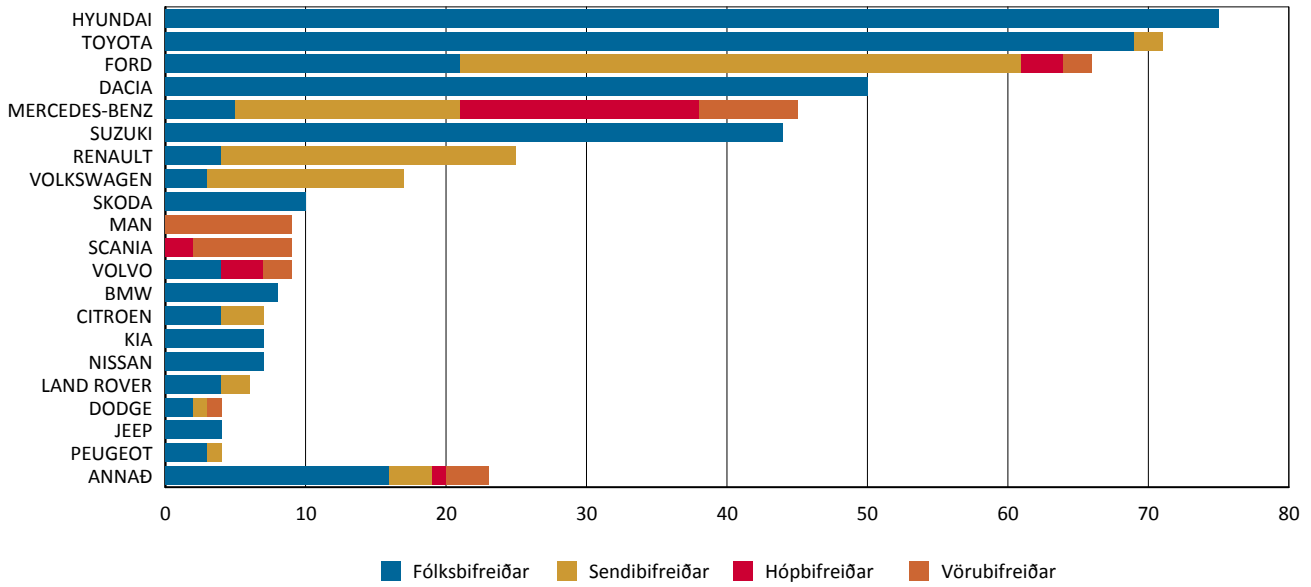
	Höfuðborgar -svæðið	Suðurnes	Vesturland	Vestfirðir	Norðurland- vestra	Norðurland- eystra	Austurland	Suðurland	Alls
CARRY ON TRAILER	2	0	0	0	0	0	0	0	2
CBS REMORQUES	1	0	0	0	0	0	0	0	1
CFMOTO	2	0	0	0	0	5	0	0	7
CHEVROLET	41	1	0	0	0	0	0	2	44
CITROEN	63	1	1	0	0	0	0	0	65
CLAAS	0	0	0	1	0	0	0	0	1
COBUS	2	0	0	0	0	0	0	0	2
COMANCHE	1	0	0	0	0	0	0	0	1
COMBI CAMP	2	0	0	0	0	0	0	0	2
DACIA	78	33	1	0	0	2	0	0	114
DEUTZ FAHR	0	0	0	0	0	0	0	1	1
FENDT	0	0	1	0	0	0	1	1	3
FENIKSBUS	1	0	0	0	0	0	0	0	1
FORD	163	1	2	0	0	8	2	1	177
FORD-CNG-TECHNIK	1	0	0	0	0	0	0	0	1
GMC	2	0	0	0	0	0	0	0	2
HENGIVAGN	1	0	0	0	0	0	0	1	2
HESTAKERRA	2	0	0	0	0	0	0	0	2
HOBBY	31	3	0	0	0	1	4	4	43
HOBBY/FIAT	1	0	0	0	0	0	0	0	1
HONDA	65	9	7	2	0	1	2	5	91
HUMBAUR	2	0	0	0	0	1	0	1	4
HUSQVARNA	2	0	0	0	0	0	0	0	2
HYMER	1	0	0	0	0	0	0	0	1
HYOSUNG	1	0	0	0	0	0	0	0	1
HYUNDAI	242	114	2	0	0	8	2	2	370
INDESPENSION	1	0	1	0	1	0	1	1	5
ISUZU	5	0	0	0	0	0	0	0	5
IVECO	8	0	0	0	0	0	0	0	8
JAGUAR LAND ROVER	1	0	0	0	0	0	0	0	1
JEEP	3	0	0	0	0	0	0	0	3
JMSTAR	0	0	0	0	0	0	1	0	1
KAWASAKI	1	0	0	0	0	0	1	0	2
KIA	193	40	2	1	0	67	0	2	305
KING LONG	0	0	0	0	0	5	0	0	5
KNAUS	2	0	0	0	0	0	0	0	2
KTM	4	0	0	0	0	0	1	1	6
KUBOTA	1	0	0	0	0	0	0	0	1
LAND ROVER	16	3	0	0	0	0	0	2	21
LEXUS	3	1	0	0	0	0	0	0	4
LIEBHERR	1	0	0	0	0	0	0	0	1
LMC	5	0	0	0	0	0	0	0	5
MAN	3	0	0	0	0	0	0	1	4
MAZDA	105	3	2	0	1	0	0	0	111
MERCEDES-BENZ	55	14	0	0	0	1	1	1	72
MITSUBISHI	30	5	1	0	0	7	0	0	43
NC	0	0	2	0	0	0	0	0	2
NEW HOLLAND	0	0	0	0	1	0	0	0	1
NIEWIADOW	1	0	0	0	0	0	0	0	1
NISSAN	100	37	4	0	0	5	0	1	147
NUGENT	0	0	0	0	0	0	0	1	1
OPEL	172	2	0	0	0	0	0	1	175
ORION	1	0	0	0	0	0	0	1	2

	Höfuðborgar -svæðið	Suðurnes	Vesturland	Vestfirðir	Norðurland- vestra	Norðurland- eystra	Austurland	Suðurland	Alls
ORKEL	0	0	0	0	0	1	0	0	1
PEUGEOT	72	2	0	0	0	0	0	0	74
POLARIS	2	0	1	0	1	2	0	0	6
PORSCHE	9	1	0	0	0	0	0	0	10
RAGNAR VALSSON	1	0	0	0	0	0	0	1	2
RENAULT	165	5	1	1	0	10	1	5	188
SAURIUM	3	0	0	0	0	0	0	0	3
SCANIA	3	0	2	0	0	0	0	0	5
SKI-DOO	3	0	0	0	0	0	0	0	3
SKODA	85	3	0	1	0	79	0	5	173
SSANGYONG	69	2	0	0	0	0	0	1	72
STEMA	2	0	0	0	0	0	1	1	4
SUBARU	57	19	0	0	0	1	0	0	77
SUZUKI	91	31	0	0	0	24	1	0	147
SWIFT	1	0	0	0	0	0	0	0	1
TABBERT	3	0	0	0	0	0	0	1	4
TDR	0	2	0	0	0	0	0	0	2
TEMA	0	0	0	0	0	1	0	0	1
TM	1	0	0	0	0	1	0	1	3
TOYOTA	315	129	0	2	3	120	4	6	579
TRIUMPH	1	0	0	0	0	0	0	0	1
V OG P	2	0	0	0	0	0	0	0	2
VALTRA	1	0	1	0	1	1	0	0	4
VOLKSWAGEN	192	18	2	0	2	60	2	2	278
VOLKSWAGEN, VW	98	2	1	0	2	64	1	2	170
VOLVO	51	2	2	2	1	3	0	1	62
WEINSBERG	9	0	0	0	0	0	0	0	9
YAMAHA	3	0	0	0	0	0	4	0	7
ZNEN	1	0	0	0	0	0	1	0	2
<b>Alls</b>	<b>2.763</b>	<b>504</b>	<b>37</b>	<b>11</b>	<b>15</b>	<b>484</b>	<b>36</b>	<b>62</b>	<b>3.912</b>

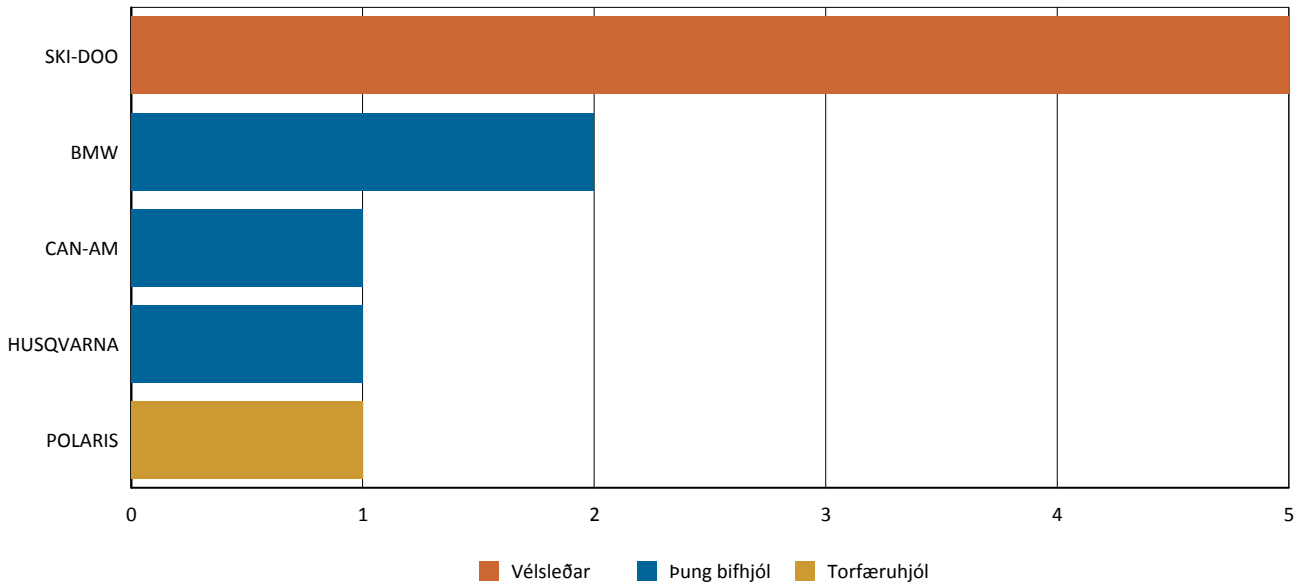
Nýskráning notaðra ökutæki eftir tegund

Tímabil: 1.5.2016 - 31.5.2016

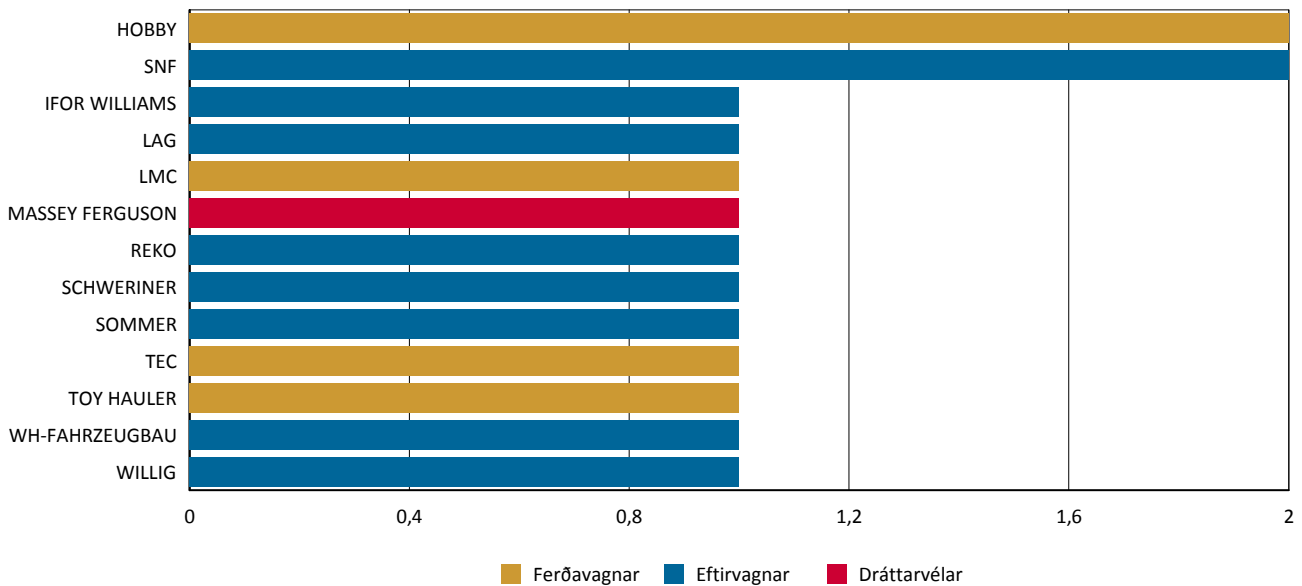
Topp 20



Topp 20



Topp 20



	Fólksbifreiðar	Hópbifreiðar	Sendibifreiðar	Vörubifreiðar	Alls
AUDI	3	0	0	0	3
BELL	0	0	0	1	1
BMW	8	0	0	0	8
BUICK	1	0	0	0	1
CHEVROLET	3	0	0	0	3
CITROEN	4	0	3	0	7
DACIA	50	0	0	0	50
DODGE	2	0	1	1	4
EMERGENCY ONE	0	0	0	1	1
FORD	21	3	40	2	66
HONDA	1	0	0	0	1
HYUNDAI	75	0	0	0	75
ISUZU	0	0	1	0	1
IVECO	0	0	0	1	1
JAGUAR	1	0	0	0	1
JEEP	4	0	0	0	4
KIA	7	0	0	0	7
LAND ROVER	4	0	2	0	6
MAN	0	0	0	9	9
MERCEDES-BENZ	5	17	16	7	45
MINI	0	0	0	0	0
mitsubishi	3	0	0	0	3
NISSAN	7	0	0	0	7
OPEL	0	0	2	0	2
PEUGEOT	3	0	1	0	4
QUATTRO	1	0	0	0	1
RENAULT	4	0	21	0	25
SCANIA	0	2	0	7	9
SEAT	1	0	0	0	1
SETRA	0	1	0	0	1
SKODA	10	0	0	0	10
SUBARU	1	0	0	0	1
SUZUKI	44	0	0	0	44
TESLA MOTORS	1	0	0	0	1
TOYOTA	69	0	2	0	71
VOLKSWAGEN	3	0	14	0	17
VOLVO	4	3	0	2	9
<b>Alls</b>	<b>340</b>	<b>26</b>	<b>103</b>	<b>31</b>	<b>500</b>

	Þung bifhjól	Torfæruhjól	Vélsleðar	Alls
BMW	2	0	0	2
CAN-AM	1	0	0	1
HUSQVARNA	1	0	0	1
POLARIS	0	1	0	1
SKI-DOO	0	0	5	5
<b>Alls</b>	<b>4</b>	<b>1</b>	<b>5</b>	<b>10</b>

	Dráttarvélar	Eftirvagnar	Ferðavagnar	Alls
HOBBY	0	0	2	2
IFOR WILLIAMS	0	1	0	1
LAG	0	1	0	1
LMC	0	0	1	1
MASSEY FERGUSON	1	0	0	1
REKO	0	1	0	1
SCHWERINER	0	1	0	1
SNF	0	2	0	2
SOMMER	0	1	0	1

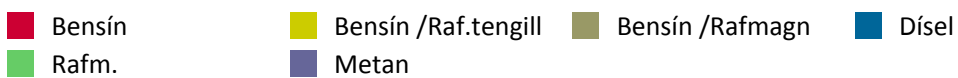
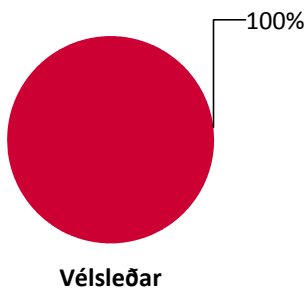
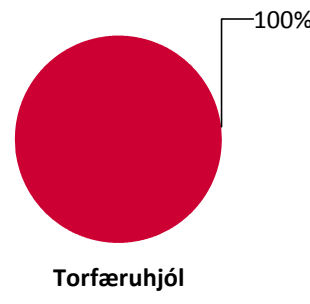

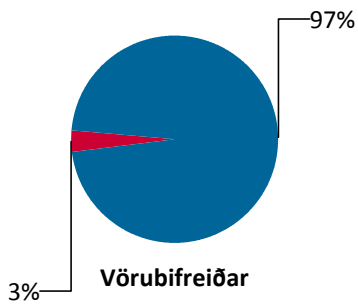
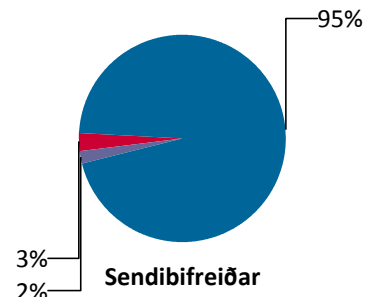
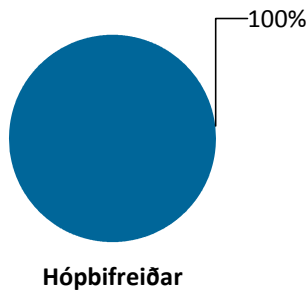
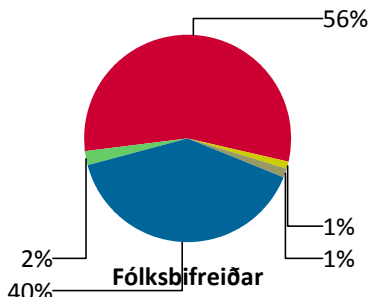
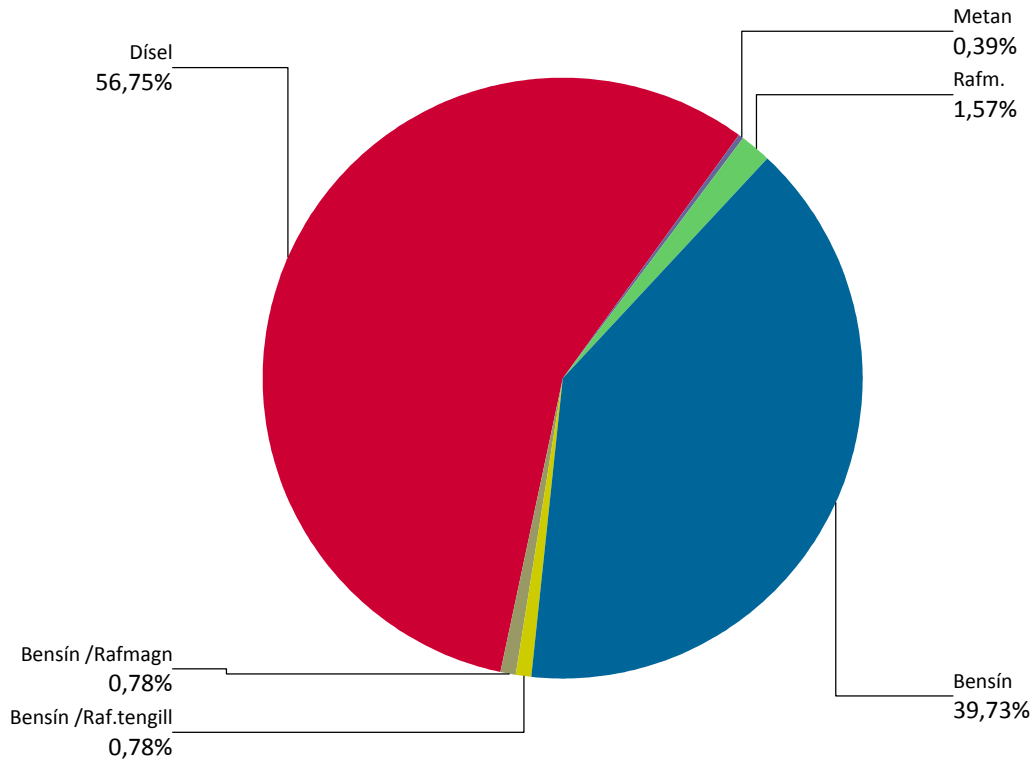
Heimilt er að birta einstaka niðurstöður úr þessari skýrslu ef heimilda er getið. Ekki er heimilt að afrita skýrsluna, hvorki að hluta né í heild sinni, til dreifingar.

	Dráttarvélar	Eftirvagnar	Ferðavagnar	Alls
TEC	0	0	1	1
TOY HAULER	0	0	1	1
WH-FAHRZEUGBAU	0	1	0	1
WILLIG	0	1	0	1
<b>Alls</b>	<b>1</b>	<b>9</b>	<b>5</b>	<b>15</b>



Nýskráning notaðra ökutækja eftir orkugjafa

Dagsetning: 1.5.2016 - 31.5.2016



**Fólksbifreiðar**

	Bensín	Bensín /Raf.ten	Bensín /Rafmag	Dísel	Rafm.	Alls
AUDI	0	0	0	3	0	3
BMW	1	0	0	7	0	8
BUICK	1	0	0	0	0	1
CHEVROLET	2	1	0	0	0	3
CITROEN	1	0	0	3	0	4
DACIA	0	0	0	50	0	50
DODGE	2	0	0	0	0	2
FORD	20	0	0	1	0	21
HONDA	1	0	0	0	0	1
HYUNDAI	69	0	0	6	0	75
JAGUAR	0	0	0	1	0	1
JEEP	3	0	0	1	0	4
KIA	0	0	0	7	0	7
LAND ROVER	0	0	0	4	0	4
MERCEDES-BENZ	0	0	0	5	0	5
MITSUBISHI	0	3	0	0	0	3
NISSAN	0	0	0	0	7	7
PEUGEOT	0	0	0	3	0	3
QUATTRO	1	0	0	0	0	1
RENAULT	0	0	0	4	0	4
SEAT	1	0	0	0	0	1
SKODA	0	0	0	10	0	10
SUBARU	0	0	0	1	0	1
SUZUKI	23	0	0	21	0	44
TESLA MOTORS	0	0	0	0	1	1
TOYOTA	64	0	4	1	0	69
VOLKSWAGEN	0	0	0	3	0	3
VOLVO	0	0	0	4	0	4
<b>Alls</b>	<b>189</b>	<b>4</b>	<b>4</b>	<b>135</b>	<b>8</b>	<b>340</b>

**Hópbifreiðar**

	Dísel	Alls
FORD	3	3
MERCEDES-BENZ	17	17
SCANIA	2	2
SETRA	1	1
VOLVO	3	3
<b>Alls</b>	<b>26</b>	<b>26</b>

**Sendibifreiðar**

	Bensín	Dísel	Metan	Alls
CITROEN	0	3	0	3
DODGE	1	0	0	1
FORD	1	39	0	40
ISUZU	0	1	0	1
LAND ROVER	0	2	0	2
MERCEDES-BENZ	0	16	0	16
OPEL	0	2	0	2
PEUGEOT	0	1	0	1

	Bensín	Dísel	Metan	Alls
RENAULT	1	20	0	21
TOYOTA	0	2	0	2
VOLKSWAGEN	0	12	2	14
<b>Alls</b>	<b>3</b>	<b>98</b>	<b>2</b>	<b>103</b>

### Vörubifreiðar

	Bensín	Dísel	Alls
BELL	0	1	1
DODGE	0	1	1
EMERGENCY ONE	1	0	1
FORD	0	2	2
IVECO	0	1	1
MAN	0	9	9
MERCEDES-BENZ	0	7	7
SCANIA	0	7	7
VOLVO	0	2	2
<b>Alls</b>	<b>1</b>	<b>30</b>	<b>31</b>

### Þung bifhjól

	Bensín	Alls
BMW	2	2
CAN-AM	1	1
HUSQVARNA	1	1
<b>Alls</b>	<b>4</b>	<b>4</b>

### Torfæruhjól

	Bensín	Alls
POLARIS	1	1
<b>Alls</b>	<b>1</b>	<b>1</b>

### Vélsleðar

	Bensín	Alls
SKI-DOO	5	5
<b>Alls</b>	<b>5</b>	<b>5</b>

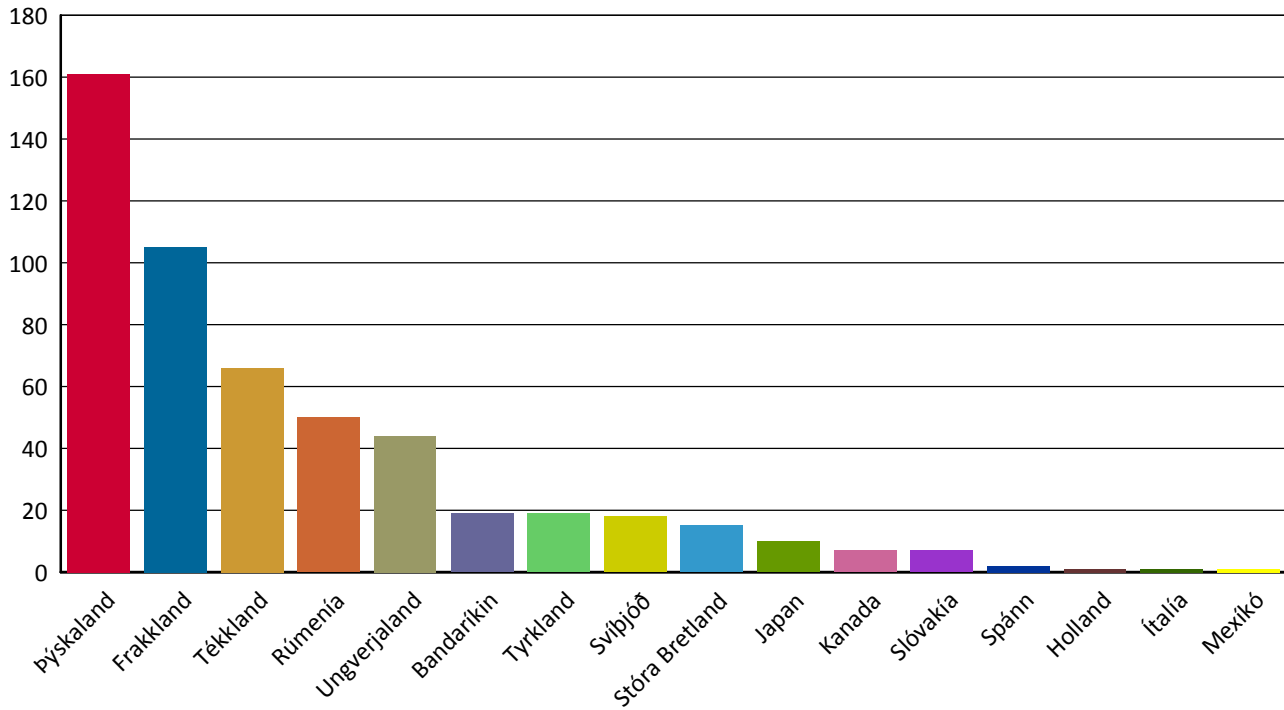
### Dráttarvélar

	Dísel	Alls
MASSEY FERGUSON	1	1
<b>Alls</b>	<b>1</b>	<b>1</b>

## Nýskráning notaðra ökutækja eftir framleiðslulöndum

Tímabil: 1.5.2016 - 31.5.2016

## Topp 20



	Fólksbifreiðar	Hópbifreiðar	Sendibifreiðar	Vörubifreiðar	Alls
Bandaríkin	11	0	2	4	17
Frakkland	77	0	26	0	103
Holland	0	0	0	1	1
Japan	7	0	3	0	10
Kanada	1	0	0	1	2
Rúmenía	50	0	0	0	50
Slóvakía	7	0	0	0	7
Spánn	2	0	0	0	2
Stóra Bretland	12	0	2	0	14
Svíþjóð	4	5	0	7	16
Tékkland	66	0	0	0	66
Tyrkland	19	0	0	0	19
Ungverjaland	44	0	0	0	44
Þýskaland	40	21	70	18	149
<b>Alls</b>	<b>340</b>	<b>26</b>	<b>103</b>	<b>31</b>	<b>500</b>

	Þung bifhjól	Torfæruhjól	Vélsleðar	Alls
Bandaríkin	0	1	0	1
Ítalía	1	0	0	1
Kanada	0	0	5	5
Mexíkó	1	0	0	1
Þýskaland	2	0	0	2
<b>Alls</b>	<b>4</b>	<b>1</b>	<b>5</b>	<b>10</b>

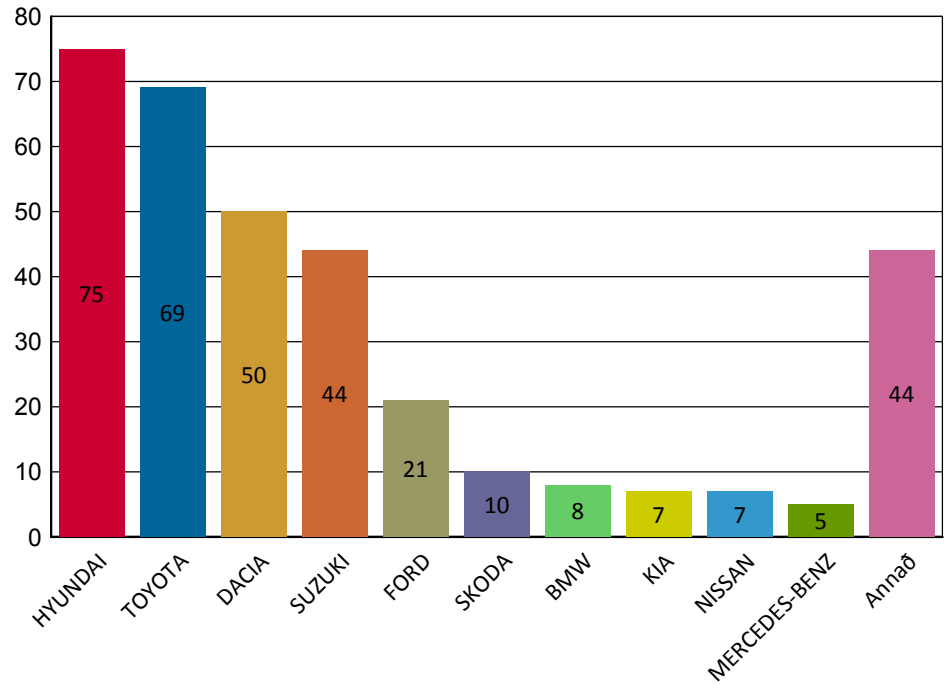
	Dráttarvélur	Eftirvagnar	Ferðavagnar	Alls
Bandaríkin	0	0	1	1
Frakkland	1	0	0	1
Stóra Bretland	0	1	0	1
Svíþjóð	0	2	0	2
Þýskaland	0	6	4	10
<b>Alls</b>	<b>1</b>	<b>9</b>	<b>5</b>	<b>15</b>

## Nýskráning notaðra ökutækja - Topp 10 fólksbifreiðar

Tímabil: 1.5.2016 - 31.5.2016

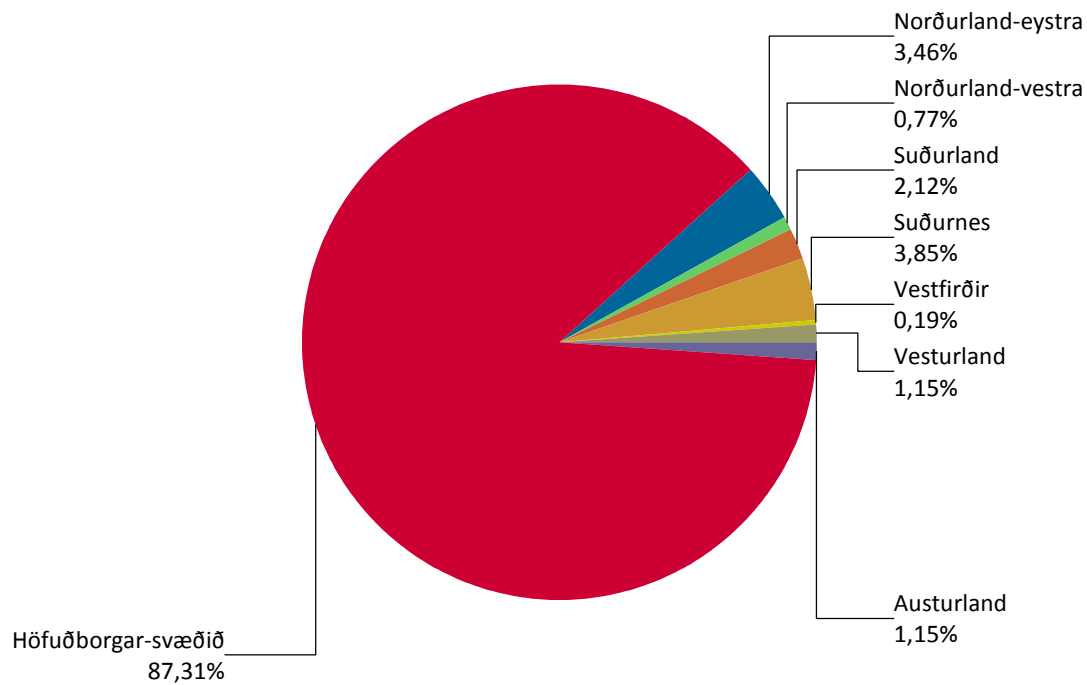
## Topp 10

Fólksbifreiðar	
HYUNDAI	75
TOYOTA	69
DACIA	50
SUZUKI	44
FORD	21
SKODA	10
BMW	8
KIA	7
NISSAN	7
MERCEDES-BENZ	5



## Nýskráning notaðra ökutækja eftir landshlutum

Dagsetning: 1.5.2016 - 31.5.2016



	Höfuðborgar -svæðið	Suðurnes	Vesturland	Vestfirðir	Norðurland- vestra	Norðurland- eystra	Austurland	Suðurland	Alls
Fólksbifreiðar	321	4	0	1	2	4	1	4	337
Hópbifreiðar	18	2	1	0	0	0	2	3	26
Sendibifreiðar	80	6	3	0	1	9	0	3	102
Vörubifreiðar	16	6	1	0	1	4	1	1	30
pung bifhjól	2	0	0	0	0	1	0	0	3
Torfæruhjól	1	0	0	0	0	0	0	0	1
Vélsleðar	4	0	0	0	0	0	1	0	5
Dráttarvélar	0	0	1	0	0	0	0	0	1
Eftirvagnar	8	1	0	0	0	0	0	0	9
Ferðavagnar	3	1	0	0	0	0	1	0	5
<b>Alls</b>	<b>453</b>	<b>20</b>	<b>6</b>	<b>1</b>	<b>4</b>	<b>18</b>	<b>6</b>	<b>11</b>	<b>519</b>

	Höfuðborgar -svæðið	Suðurnes	Vesturland	Vestfirðir	Norðurland- vestra	Norðurland- eystra	Austurland	Suðurland	Alls
AUDI	3	0	0	0	0	0	0	0	3
BELL	1	0	0	0	0	0	0	0	1
BMW	9	0	0	0	0	1	0	0	10
BUICK	1	0	0	0	0	0	0	0	1
CAN-AM	1	0	0	0	0	0	0	0	1
CHEVROLET	3	0	0	0	0	0	0	0	3
CITROEN	4	0	1	0	0	0	0	1	6
DACIA	50	0	0	0	0	0	0	0	50
DODGE	3	0	0	0	0	0	0	1	4
EMERGENCY ONE	1	0	0	0	0	0	0	0	1
FORD	44	5	1	0	1	9	1	4	65
HOBBY	1	0	0	0	0	0	1	0	2
HYUNDAI	75	0	0	0	0	0	0	0	75
IFOR WILLIAMS	1	0	0	0	0	0	0	0	1
ISUZU	1	0	0	0	0	0	0	0	1
IVECO	0	1	0	0	0	0	0	0	1

	Höfuðborgar -svæðið	Suðurnes	Vesturland	Vestfirðir	Norðurland- vestra	Norðurland- eystra	Austurland	Suðurland	Alls
JAGUAR	1	0	0	0	0	0	0	0	1
JEEP	2	0	0	0	0	2	0	0	4
KIA	7	0	0	0	0	0	0	0	7
LAG	1	0	0	0	0	0	0	0	1
LAND ROVER	5	0	0	0	0	0	1	0	6
LMC	1	0	0	0	0	0	0	0	1
MAN	4	2	0	0	1	1	1	0	9
MASSEY FERGUSON	1	0	1	0	0	0	0	0	2
MERCEDES-BENZ	34	5	1	0	0	1	0	3	44
MINI	1	1	0	0	0	1	0	0	3
NISSAN	6	0	0	0	0	0	0	1	7
OPEL	2	0	0	0	0	0	0	0	2
PEUGEOT	3	0	0	0	1	0	0	0	4
POLARIS	1	0	0	0	0	0	0	0	1
QUATTRO	1	0	0	0	0	0	0	0	1
REKO	1	0	0	0	0	0	0	0	1
RENAULT	23	0	0	0	1	1	0	0	25
SCANIA	4	1	1	0	0	1	0	1	8
SCHWERINER	1	0	0	0	0	0	0	0	1
SEAT	0	1	0	0	0	0	0	0	1
SETRA	0	0	0	0	0	0	1	0	1
SKI-DOO	4	0	0	0	0	0	1	0	5
SKODA	10	0	0	0	0	0	0	0	10
SNF	2	0	0	0	0	0	0	0	2
SOMMER	1	0	0	0	0	0	0	0	1
SUBARU	0	0	0	1	0	0	0	0	1
SUZUKI	44	0	0	0	0	0	0	0	44
TEC	0	1	0	0	0	0	0	0	1
TESLA MOTORS	1	0	0	0	0	0	0	0	1
TOY HAULER	1	0	0	0	0	0	0	0	1
TOYOTA	68	2	1	0	0	0	0	0	71
VOLKSWAGEN	17	0	0	0	0	0	0	0	17
VOLVO	8	0	0	0	0	1	0	0	9
WH-FAHRZEUGBAU	0	1	0	0	0	0	0	0	1
WILLIG	1	0	0	0	0	0	0	0	1
<b>Alls</b>	<b>454</b>	<b>20</b>	<b>6</b>	<b>1</b>	<b>4</b>	<b>18</b>	<b>6</b>	<b>11</b>	<b>520</b>