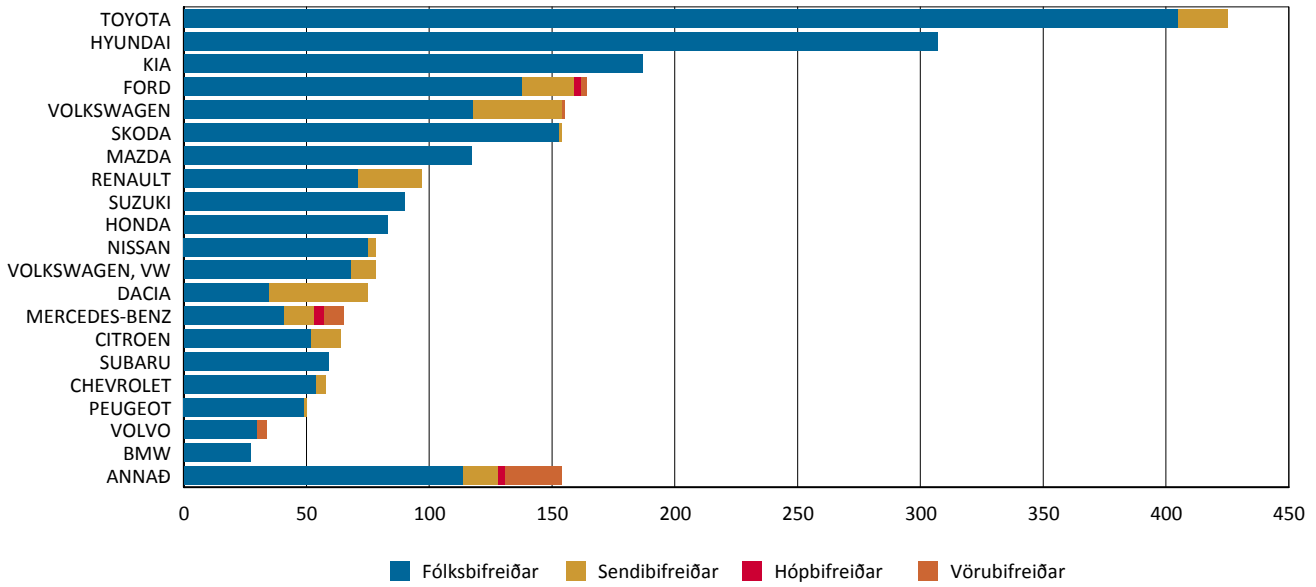


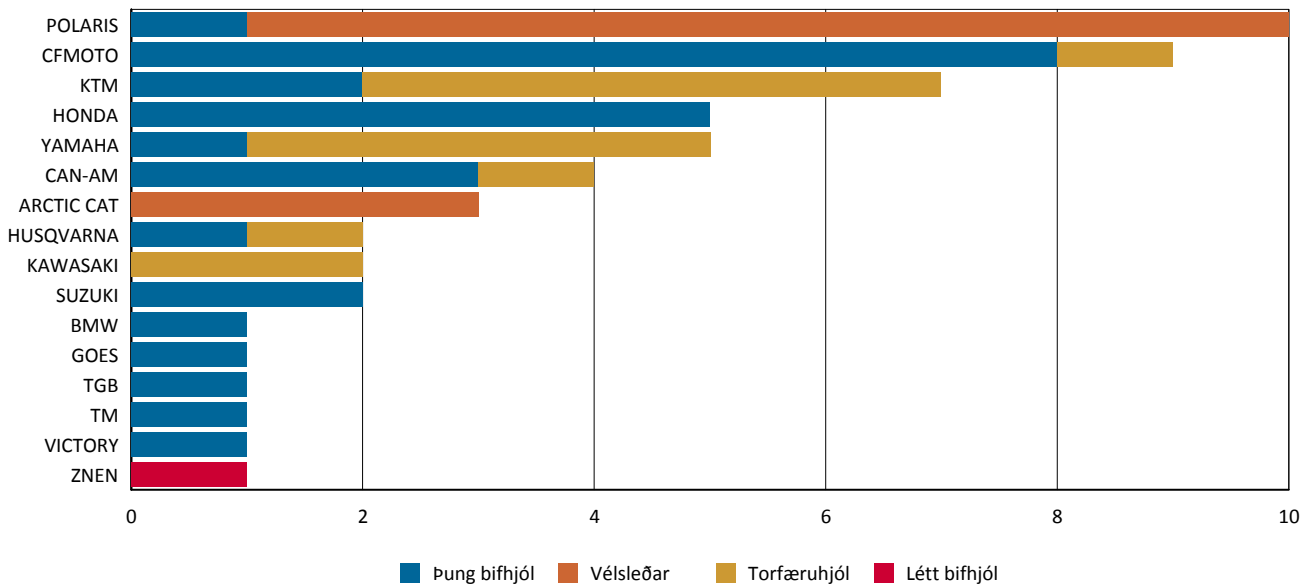
Nýskráning nýrra ökutæki eftir tegund

Tímabil: 1.4.2016 - 30.4.2016

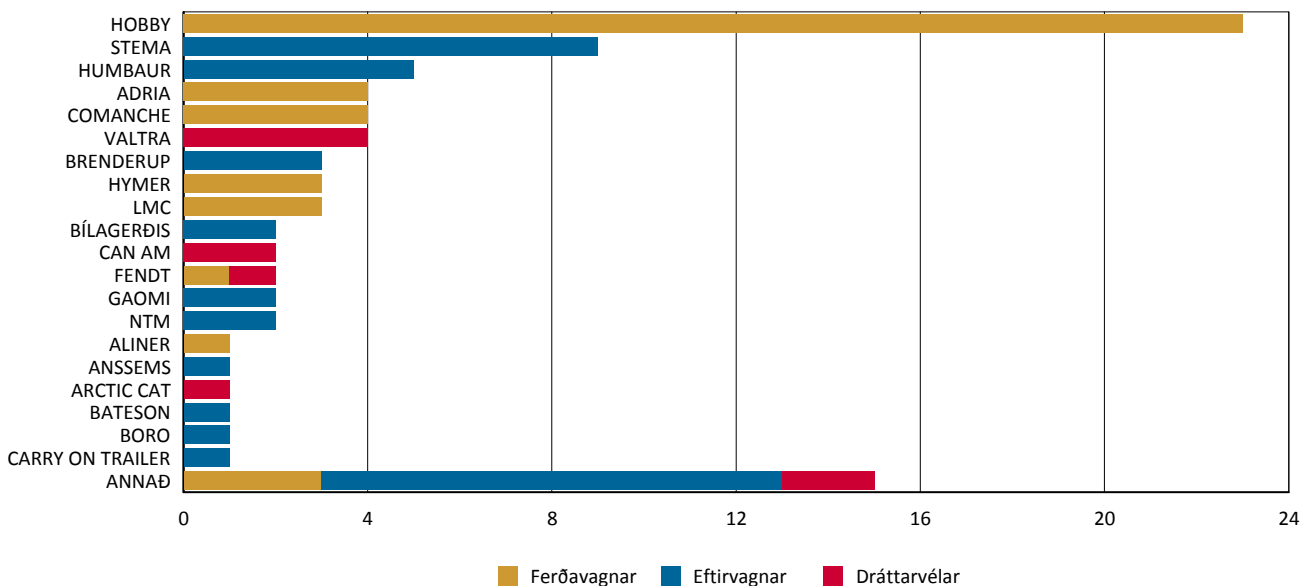
Topp 20



Topp 20



Topp 20



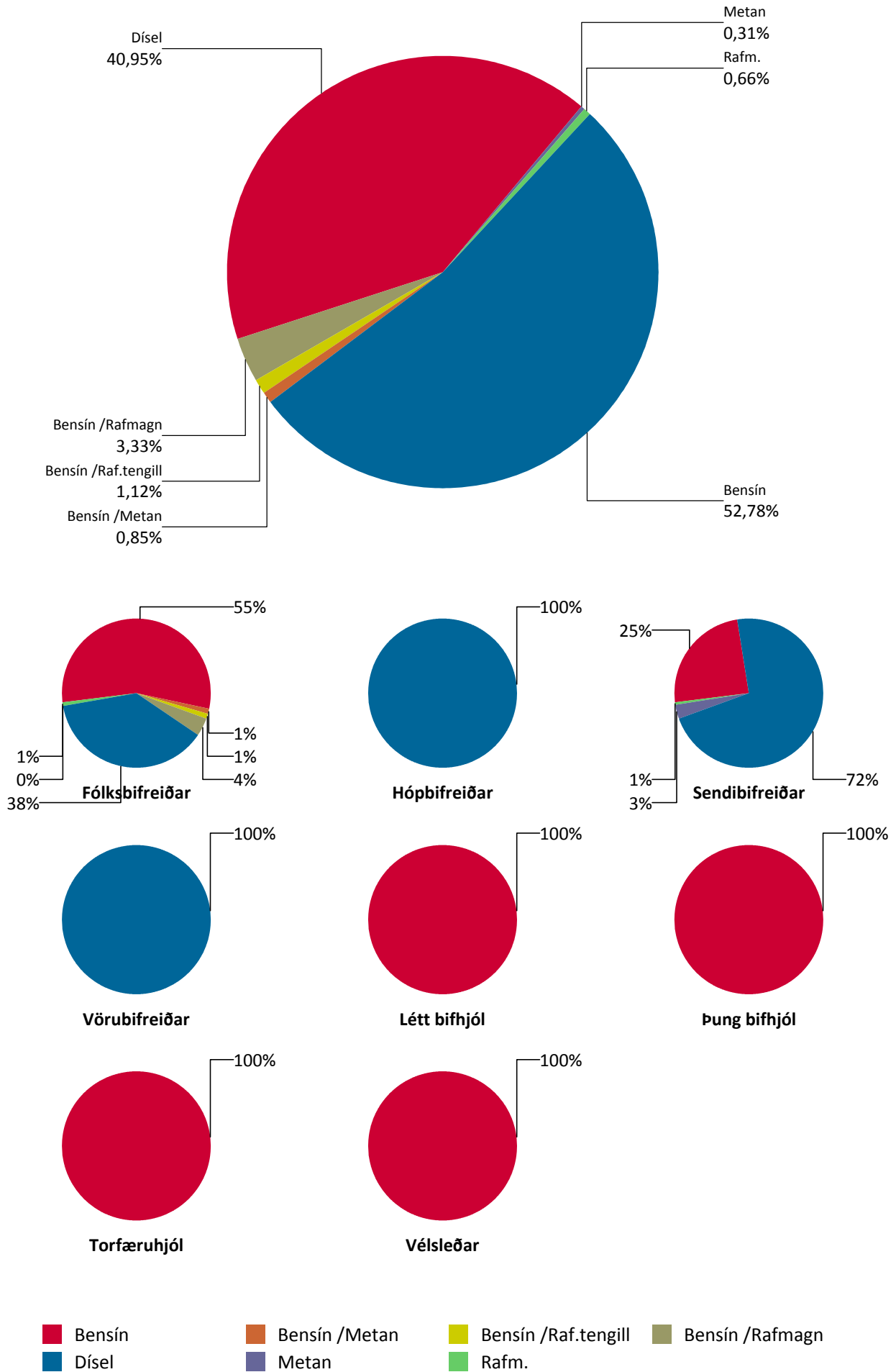
	Fólksbifreiðar	Hópbifreiðar	Sendibifreiðar	Vörubifreiðar	Alls
AUDI	17	0	0	0	17
BMW	27	0	0	0	27
CAPRON	20	0	0	0	20
CHEVROLET	54	0	4	0	58
CITROEN	52	0	12	0	64
DACIA	35	0	40	0	75
FORD	138	3	21	2	164
GMC	0	0	0	4	4
HOBBY/FIAT	1	0	0	0	1
HONDA	83	0	0	0	83
HYUNDAI	307	0	0	0	307
ISUZU	0	0	11	0	11
IVECO	0	0	0	1	1
JAGUAR	1	0	0	0	1
KIA	187	0	0	0	187
KNAUS	1	0	0	0	1
LAND ROVER	21	0	0	0	21
LEXUS	5	0	0	0	5
MAN	0	0	0	6	6
MAZDA	117	0	0	0	117
MERCEDES - BENZ	0	0	0	1	1
MERCEDES-BENZ	41	4	12	8	65
MITSUBISHI	25	0	1	0	26
NISSAN	75	0	3	0	78
OPEL	10	0	2	0	12
PEUGEOT	49	0	1	0	50
PORSCHE	6	0	0	0	6
RENAULT	71	0	26	0	97
SCANIA	0	0	0	11	11
SETRA	0	1	0	0	1
SKODA	153	0	1	0	154
SSANGYONG	6	0	0	0	6
SUBARU	59	0	0	0	59
SUZUKI	90	0	0	0	90
TESLA MOTORS	1	0	0	0	1
TOYOTA	405	0	20	0	425
VDL	0	2	0	0	2
VOLKSWAGEN	118	0	36	1	155
VOLKSWAGEN, VW	68	0	10	0	78
VOLVO	30	0	0	4	34
Alls	2.273	10	200	38	2.521
	Létt bifhjól	Þung bifhjól	Torfæruhjól	Vélsleðar	Alls
ARCTIC CAT	0	0	0	3	3
BMW	0	1	0	0	1
CAN-AM	0	3	1	0	4
CFMOTO	0	8	1	0	9
GOES	0	1	0	0	1
HONDA	0	5	0	0	5
HUSQVARNA	0	1	1	0	2
KAWASAKI	0	0	2	0	2
KTM	0	2	5	0	7
POLARIS	0	1	0	9	10
SUZUKI	0	2	0	0	2
TGB	0	1	0	0	1

	Létt bifhjól	Þung bifhjól	Torfæruhjól	Vélsleðar	Alls
TM	0	1	0	0	1
VICTORY	0	1	0	0	1
YAMAHA	0	1	4	0	5
ZNEN	1	0	0	0	1
Alls	1	28	14	12	55

	Dráttarvélar	Eftirvagnar	Ferðavagnar	Alls
ADRIA	0	0	4	4
ALINER	0	0	1	1
ANSSEMS	0	1	0	1
ARCTIC CAT	1	0	0	1
BATESON	0	1	0	1
BÍLAGERÐIS	0	2	0	2
BORO	0	1	0	1
BRENDERUP	0	3	0	3
CAN AM	2	0	0	2
CARRY ON TRAILER	0	1	0	1
CLAAS	1	0	0	1
COMANCHE	0	0	4	4
EKERI	0	1	0	1
FENDT	1	0	1	2
FLIEGL	0	1	0	1
GAOMI	0	2	0	2
HAMMAR	0	1	0	1
HOBBY	0	0	23	23
HUMBAUR	0	5	0	5
HYMER	0	0	3	3
INDESPENSION	0	1	0	1
JOHN DEERE	1	0	0	1
KNAUS	0	0	1	1
LMC	0	0	3	3
NTM	0	2	0	2
PALMSE TRAILER	0	1	0	1
PRONAR	0	1	0	1
RAGNAR VALSSON	0	1	0	1
SCHMITZ	0	1	0	1
STEMA	0	9	0	9
TABBERT	0	0	1	1
VALTRA	4	0	0	4
VV360	0	1	0	1
WECKMAN	0	1	0	1
WEINSBERG	0	0	1	1
Alls	10	37	42	89

Nýskráning nýrra ökutækja eftir orkugjafa

Dagsetning: 1.4.2016 - 30.4.2016



Fólksbifreiðar

	Bensín	Bensín /Metan	Bensín /Raf.ten	Bensín /Rafmag	Dísel	Metan	Rafm.	Alls
AUDI	3	0	4	0	10	0	0	17
BMW	0	0	1	0	26	0	0	27
CAPRON	0	0	0	0	20	0	0	20
CHEVROLET	53	0	0	0	1	0	0	54
CITROEN	32	0	0	0	20	0	0	52
DACIA	3	0	0	0	32	0	0	35
FORD	99	0	0	0	39	0	0	138
HOBBY/FIAT	0	0	0	0	1	0	0	1
HONDA	71	0	0	0	12	0	0	83
HYUNDAI	287	0	0	0	20	0	0	307
JAGUAR	1	0	0	0	0	0	0	1
KIA	51	0	0	0	133	0	3	187
KNAUS	0	0	0	0	1	0	0	1
LAND ROVER	1	0	0	0	20	0	0	21
LEXUS	0	0	0	5	0	0	0	5
MAZDA	81	0	0	0	36	0	0	117
MERCEDES-BENZ	11	0	1	0	27	2	0	41
MITSUBISHI	11	0	3	0	11	0	0	25
NISSAN	40	0	0	0	24	0	11	75
OPEL	7	0	0	0	3	0	0	10
PEUGEOT	27	0	0	0	22	0	0	49
PORSCHE	0	0	2	0	4	0	0	6
RENAULT	15	0	0	0	56	0	0	71
SKODA	16	7	0	0	130	0	0	153
SSANGYONG	0	0	0	0	6	0	0	6
SUBARU	22	0	0	0	37	0	0	59
SUZUKI	70	0	0	0	20	0	0	90
TESLA MOTORS	0	0	0	0	0	0	1	1
TOYOTA	224	0	1	81	99	0	0	405
VOLKSWAGEN	86	14	9	0	8	0	1	118
VOLKSWAGEN, VW	48	1	7	0	12	0	0	68
VOLVO	0	0	1	0	29	0	0	30
Alls	1.259	22	29	86	859	2	16	2.273

Hópbifreiðar

	Dísel	Alls
FORD	3	3
MERCEDES-BENZ	4	4
SETRA	1	1
VDL	2	2
Alls	10	10

Sendibifreiðar

	Bensín	Dísel	Metan	Rafm.	Alls
CHEVROLET	4	0	0	0	4
CITROEN	0	12	0	0	12
DACIA	35	5	0	0	40
FORD	2	19	0	0	21
ISUZU	0	11	0	0	11

	Bensín	Dísel	Metan	Rafm.	Alls
MERCEDES-BENZ	0	12	0	0	12
MITSUBISHI	0	1	0	0	1
NISSAN	0	2	0	1	3
OPEL	0	2	0	0	2
PEUGEOT	0	1	0	0	1
RENAULT	0	26	0	0	26
SKODA	1	0	0	0	1
TOYOTA	0	20	0	0	20
VOLKSWAGEN	7	29	0	0	36
VOLKSWAGEN, VW	0	4	6	0	10
Alls	49	144	6	1	200

Vörubifreiðar

	Dísel	Alls
FORD	2	2
GMC	4	4
IVECO	1	1
MAN	6	6
MERCEDES - BENZ	1	1
MERCEDES-BENZ	8	8
SCANIA	11	11
VOLKSWAGEN	1	1
VOLVO	4	4
Alls	38	38

Létt bifhjól

	Bensín	Alls
ZNEN	1	1
Alls	1	1

Þung bifhjól

	Bensín	Alls
BMW	1	1
CAN-AM	3	3
CFMOTO	8	8
GOES	1	1
HONDA	5	5
HUSQVARNA	1	1
KTM	2	2
POLARIS	1	1
SUZUKI	2	2
TGB	1	1
TM	1	1
VICTORY	1	1
YAMAHA	1	1
Alls	28	28

Torfæruhjól

	Bensín	Alls
CAN-AM	1	1
CFMOTO	1	1
HUSQVARNA	1	1
KAWASAKI	2	2
KTM	5	5
YAMAHA	4	4
Alls	14	14

Vélsleðar

	Bensín	Alls
ARCTIC CAT	3	3
POLARIS	9	9
Alls	12	12

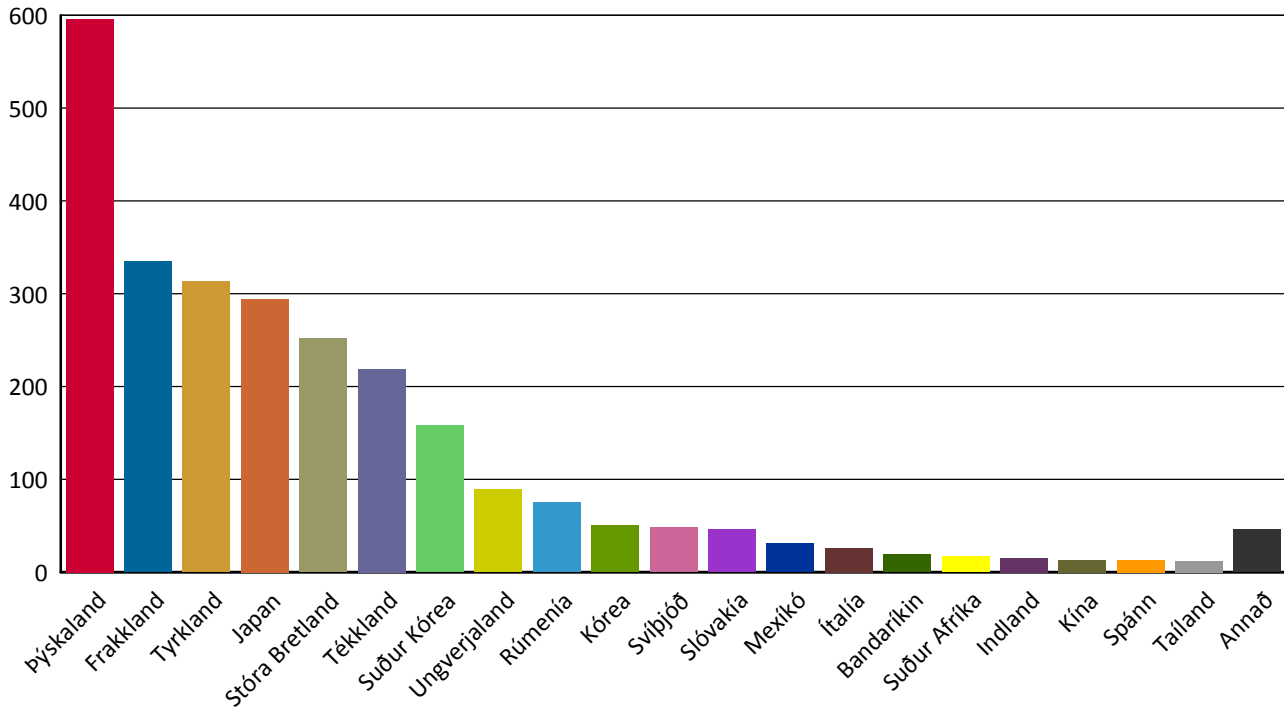
Dráttarvélar

	Bensín	Dísel	Alls
ARCTIC CAT	0	1	1
CAN AM	2	0	2
CLAAS	0	1	1
FENDT	0	1	1
JOHN DEERE	0	1	1
VALTRA	0	4	4
Alls	2	8	10

Nýskráning nýrra ökutækja eftir framleiðslulöndum

Tímabil: 1.4.2016 - 30.4.2016

Topp 20



	Fólksbifreiðar	Hópbifreiðar	Sendibifreiðar	Vörubifreiðar	Alls
Afganistan	1	0	0	0	1
Bandaríkin	5	0	0	6	11
Belgía	0	0	3	0	3
Frakkland	295	0	39	0	334
Holland	0	2	0	0	2
Indland	15	0	0	0	15
Ítalía	22	0	0	1	23
Japan	280	0	0	0	280
Kórea	46	0	4	0	50
Mexikó	26	0	0	0	26
Rúmenía	35	0	40	0	75
Slóvakía	46	0	0	0	46
Spánn	6	0	3	0	9
Stóra Bretland	241	0	0	0	241
Suður Afríka	0	0	17	0	17
Suður Kórea	158	0	0	0	158
Sviss	2	0	0	0	2
Svíþjóð	30	0	0	15	45
Tailand	0	0	12	0	12
Tékkland	218	0	1	0	219
Tyrkland	313	0	0	0	313
Ungverjaland	89	0	0	0	89
Þýskaland	445	8	81	16	550
Alls	2.273	10	200	38	2.521
	Létt bifhjól	Þung bifhjól	Torfæruhjól	Vélsleðar	Alls
Austurríki	0	2	5	0	7
Bandaríkin	0	2	0	3	5
Finnland	0	0	1	0	1
Ítalía	0	2	1	0	3
Japan	0	8	6	0	14

Heimilt er að birta einstaka niðurstöður úr þessari skýrslu ef heimilda er getið. Ekki er heimilt að afrita skýrsluna, hvorki að hluta né í heild sinni, til dreifingar.

	Létt bifhjól	Þung bifhjól	Torfæruhjól	Vélsleðar	Alls
Kína	1	9	1	0	11
Mexíkó	0	3	0	0	3
Stóra Bretland	0	0	0	9	9
Taiwan	0	1	0	0	1
Þýskaland	0	1	0	0	1
Alls	1	28	14	12	55

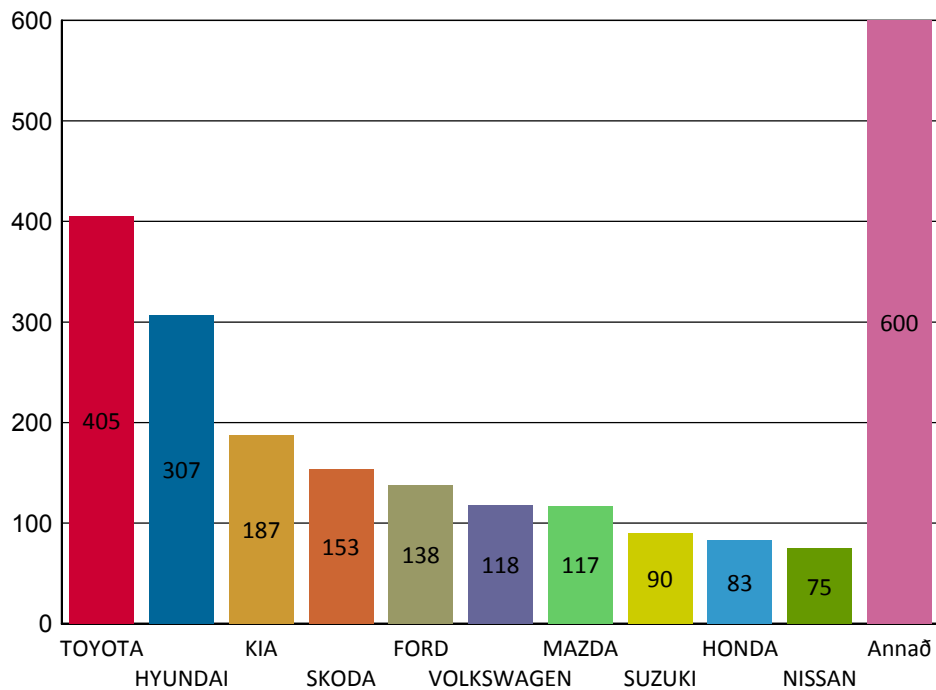
	Dráttarvélur	Eftirvagnar	Ferðavagnar	Alls
Austurríki	1	0	0	1
Bandaríkin	1	1	1	3
Danmörk	0	3	0	3
Finnland	4	3	0	7
Frakkland	1	0	0	1
Holland	0	1	6	7
Ísland	0	4	0	4
Kína	0	2	0	2
Mexíkó	2	0	0	2
Pólland	0	2	0	2
Slóvenía	0	0	4	4
Spánn	0	0	4	4
Stóra Bretland	0	2	0	2
Svíþjóð	0	3	0	3
Þýskaland	1	16	27	44
Alls	10	37	42	89

Nýskráning nýrra ökutækja - Topp 10 fólksbifreiðar

Tímabil: 1.4.2016 - 30.4.2016

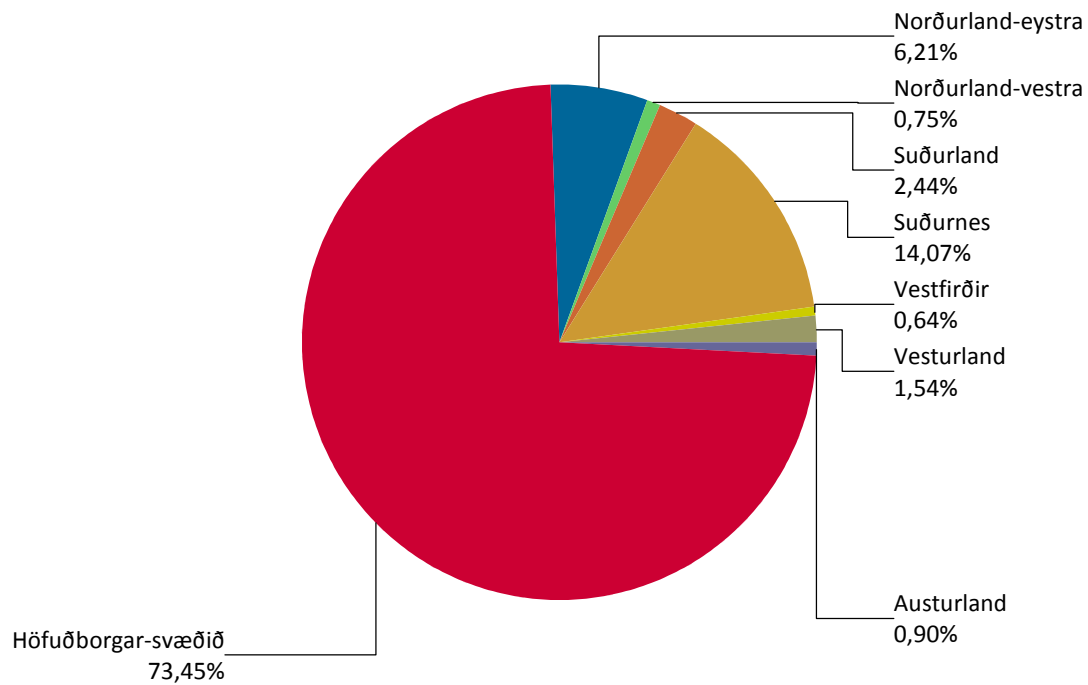
Topp 10

Fólksbifreiðar	
TOYOTA	405
HYUNDAI	307
KIA	187
SKODA	153
FORD	138
VOLKSWAGEN	118
MAZDA	117
SUZUKI	90
HONDA	83
NISSAN	75



Nýskráning nýrra ökutækja eftir landshlutum

Dagsetning: 1.4.2016 - 30.4.2016



	Höfuðborgar-svæðið	Suðurnes	Vesturland	Vestfirðir	Norðurland-vestra	Norðurland-eystra	Austurland	Suðurland	Alls
Fólksbífreiðar	1.664	355	32	11	7	139	13	46	2.267
Hópbífreiðar	8	2	0	0	0	0	0	0	10
Sendíbífreiðar	170	13	1	2	1	7	1	3	198
Vörubífreiðar	27	0	1	1	4	3	1	1	38
Létt bifhjól	0	1	0	0	0	0	0	0	1
Þung bifhjól	17	0	0	0	0	5	6	0	28
Torfæruhjól	7	0	0	0	0	3	1	3	14
Vélsleðar	10	0	0	0	0	1	0	1	12
Dráttarvélar	2	0	2	0	1	2	0	3	10
Eftirvagnar	17	2	4	1	5	4	2	2	37
Ferðavagnar	31	1	1	1	2	0	0	6	42
Alls	1.953	374	41	16	20	164	24	65	2.657

	Höfuðborgar-svæðið	Suðurnes	Vesturland	Vestfirðir	Norðurland-vestra	Norðurland-eystra	Austurland	Suðurland	Alls
ADRIA	4	0	0	0	0	0	0	0	4
ALINER	1	0	0	0	0	0	0	0	1
ANSSEMS	1	0	0	0	0	0	0	0	1
ARCTIC CAT	1	0	0	0	0	2	0	1	4
AUDI	14	1	1	0	0	0	0	1	17
BATESON	0	0	1	0	0	0	0	0	1
BÍLAGERÐIS	0	0	0	0	2	0	0	0	2
BMW	27	1	0	0	0	0	0	0	28
BORO	0	0	0	0	0	0	1	0	1
BRENDERUP	3	0	0	0	0	0	0	0	3
CAN AM	2	0	0	0	0	0	0	0	2
CAN-AM	3	0	0	0	0	0	0	1	4
CAPRON	17	3	0	0	0	0	0	0	20
CARRY ON TRAILER	1	0	0	0	0	0	0	0	1
CFMOTO	0	0	0	0	0	2	7	0	9

Heimilt er að birta einstaka niðurstöður úr þessari skýrslu ef heimilda er getið. Ekki er heimilt að afrita skýrsluna, hvorki að hluta né í heild sinni, til dreifingar.

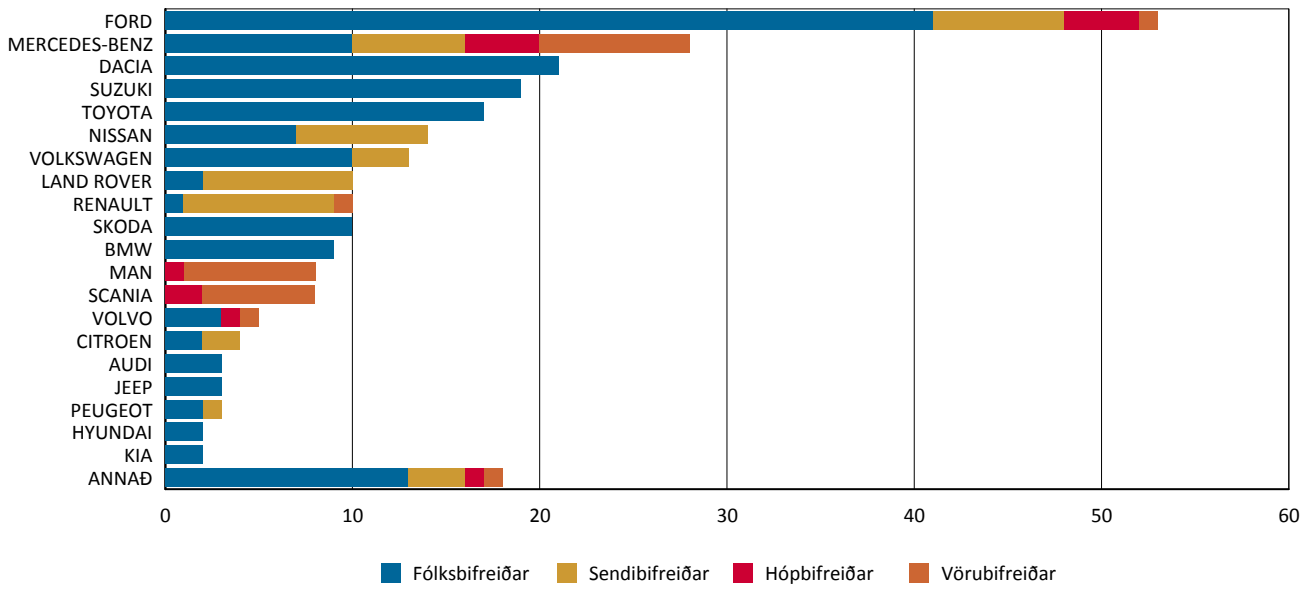
	Höfuðborgar -svæðið	Suðurnes	Vesturland	Vestfirðir	Norðurland- vestra	Norðurland- eystra	Austurland	Suðurland	Alls
CHEVROLET	54	1	0	0	0	1	1	1	58
CITROEN	61	1	1	0	0	0	0	1	64
CLAAS	0	0	1	0	0	0	0	0	1
COMANCHE	3	1	0	0	0	0	0	0	4
DACIA	47	25	0	0	0	2	0	0	74
DEUTZ FAHR	0	0	0	1	0	0	0	0	1
EKERI	1	0	0	0	0	0	0	0	1
FENDT	1	0	0	0	0	1	0	0	2
FLIEGL	1	0	0	0	0	0	0	0	1
FORD	159	2	0	0	0	2	0	1	164
GAOMI	0	0	2	0	0	0	0	0	2
GMC	2	0	0	0	0	0	1	1	4
GOES	0	0	0	0	0	1	0	0	1
HAMMAR	1	0	0	0	0	0	0	0	1
HOBBY	13	0	1	1	2	0	0	6	23
HOBBY/FIAT	1	0	0	0	0	0	0	0	1
HONDA	55	23	6	1	0	0	0	3	88
HUMBAUR	1	1	0	0	0	1	1	1	5
HUSQVARNA	1	0	0	0	0	1	0	0	2
HYMER	3	0	0	0	0	0	0	0	3
HYUNDAI	228	60	1	0	0	15	1	2	307
INDESPENSION	1	0	0	0	0	0	0	0	1
ISUZU	10	1	0	0	0	0	0	0	11
IVECO	1	0	0	0	0	0	0	0	1
JAGUAR	0	1	0	0	0	0	0	0	1
JOHN DEERE	0	0	0	0	0	0	0	1	1
KAWASAKI	2	0	0	0	0	0	0	0	2
KIA	113	60	4	0	1	2	2	4	186
KNAUS	2	0	0	0	0	0	0	0	2
KTM	4	0	0	0	0	2	0	1	7
LAND ROVER	18	2	0	1	0	0	0	0	21
LEXUS	4	0	0	0	0	1	0	0	5
LMC	3	0	0	0	0	0	0	0	3
MAN	5	0	0	0	1	0	0	0	6
MAZDA	108	3	1	0	1	4	0	0	117
MERCEDES - BENZ	1	0	0	0	0	0	0	0	1
MERCEDES-BENZ	47	10	2	0	1	4	1	0	65
MINI	19	5	0	0	0	0	0	1	25
NISSAN	45	13	0	0	0	17	0	3	78
NTM	0	0	0	0	2	0	0	0	2
OPEL	12	0	0	0	0	0	0	0	12
PALMSE TRAILER	0	0	0	1	0	0	0	0	1
PEUGEOT	37	10	2	0	0	1	0	0	50
POLARIS	10	0	0	0	0	0	0	0	10
PORSCHE	4	0	0	0	0	0	0	1	5
PRONAR	0	0	0	0	0	1	0	0	1
RAGNAR VALSSON	0	0	0	0	0	0	0	1	1
RENAULT	72	11	3	1	0	3	2	5	97
SCANIA	8	0	1	0	1	1	0	0	11
SCHMITZ	1	0	0	0	0	0	0	0	1
SETRA	1	0	0	0	0	0	0	0	1
SKODA	115	4	4	0	1	24	2	4	154
SSANGYONG	5	0	1	0	0	0	0	0	6

	Höfuðborgar -svæðið	Suðurnes	Vesturland	Vestfirðir	Norðurland- vestra	Norðurland- eystra	Austurland	Suðurland	Alls
STEMA	5	1	1	0	1	1	0	0	9
SUBARU	43	0	1	2	1	9	0	3	59
SUZUKI	24	45	0	1	0	22	0	0	92
TABBERT	1	0	0	0	0	0	0	0	1
TESLA MOTORS	0	0	0	0	0	0	0	1	1
TGB	1	0	0	0	0	0	0	0	1
TM	1	0	0	0	0	0	0	0	1
TOYOTA	294	83	2	2	1	29	2	11	424
VALTRA	0	0	1	0	1	1	0	2	5
VDL	2	0	0	0	0	0	0	0	2
VICTORY	1	0	0	0	0	0	0	0	1
VOLKSWAGEN	134	2	3	4	3	3	0	4	153
VOLKSWAGEN, VW	65	3	1	0	0	9	0	0	78
VOLVO	23	0	0	2	1	1	3	3	33
VV360	1	0	0	0	0	0	0	0	1
WECKMAN	0	0	0	0	0	1	0	0	1
WEINSBERG	1	0	0	0	0	0	0	0	1
YAMAHA	3	0	0	0	0	1	0	1	5
ZNEN	0	1	0	0	0	0	0	0	1
Alls	1.953	374	41	17	20	165	24	65	2.659

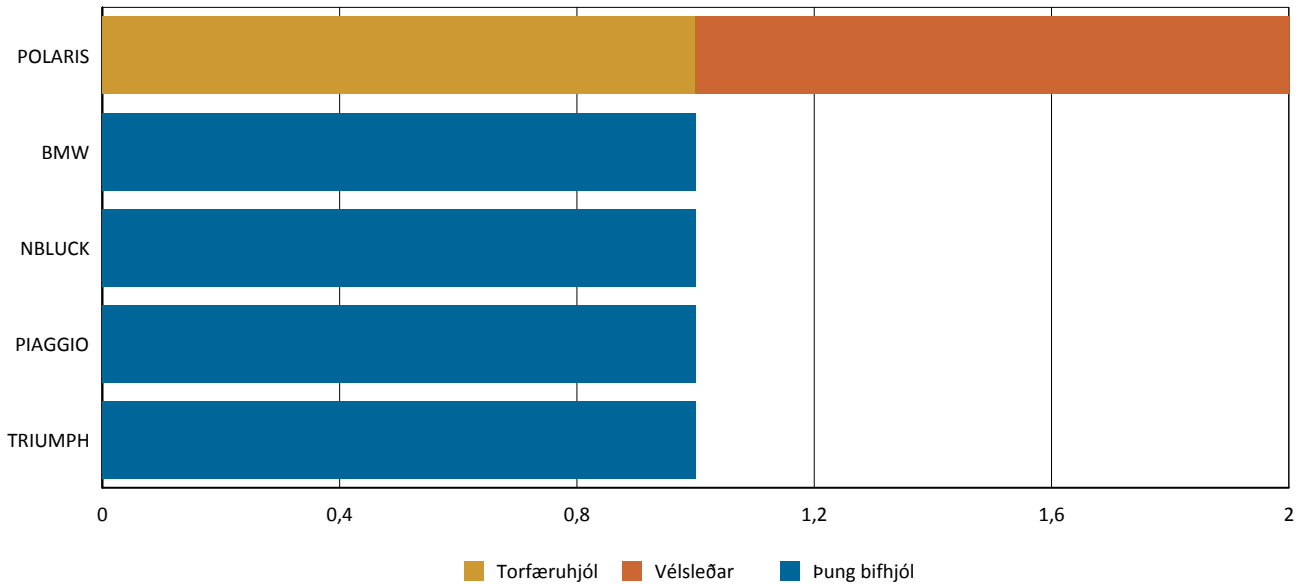
Nýskráning notaðra ökutæki eftir tegund

Tímabil: 1.4.2016 - 30.4.2016

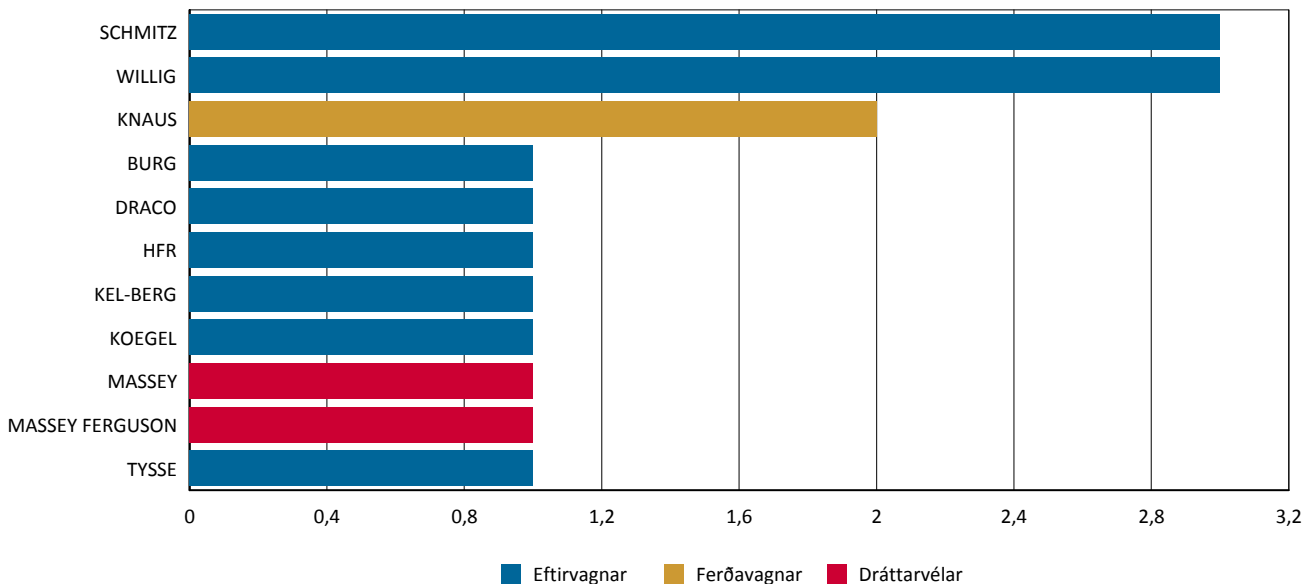
Topp 20



Topp 20



Topp 20



	Fólksbífreiddar	Hópbífreiddar	Sendibífreiddar	Vörubífreiddar	Alls
AUDI	3	0	0	0	3
BMW	9	0	0	0	9
CHEVROLET	1	0	0	0	1
CITROEN	2	0	2	0	4
DACIA	21	0	0	0	21
FIAT	1	0	0	0	1
FORD	41	4	7	1	53
HONDA	1	0	0	0	1
HYUNDAI	2	0	0	0	2
ISUZU	0	0	1	0	1
IVECO	0	0	0	1	1
JAGUAR LAND ROVER	0	0	1	0	1
JEEP	3	0	0	0	3
KIA	2	0	0	0	2
LAND ROVER	2	0	8	0	10
LEXUS	1	0	0	0	1
MAN	0	1	0	7	8
MAZDA	2	0	0	0	2
MERCEDES - BENZ	1	0	0	0	1
MERCEDES-BENZ	10	4	6	8	28
MINI	2	0	0	0	2
MITSUBISHI	2	0	0	0	2
NEOPLAN	0	1	0	0	1
NISSAN	7	0	7	0	14
OPEL	1	0	1	0	2
PEUGEOT	2	0	1	0	3
RENAULT	1	0	8	1	10
ROVER	1	0	0	0	1
SCANIA	0	2	0	6	8
SKODA	10	0	0	0	10
SUZUKI	19	0	0	0	19
TOYOTA	17	0	0	0	17
VOLKSWAGEN	10	0	3	0	13
VOLVO	3	1	0	1	5
Alls	177	13	45	25	260

	Þung bífhjól	Torfæruhjól	Vélsleðar	Alls
BMW	1	0	0	1
NBLUCK	1	0	0	1
PIAGGIO	1	0	0	1
POLARIS	0	1	1	2
TRIUMPH	1	0	0	1
Alls	4	1	1	6

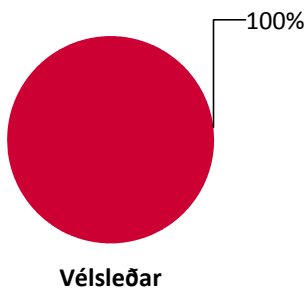
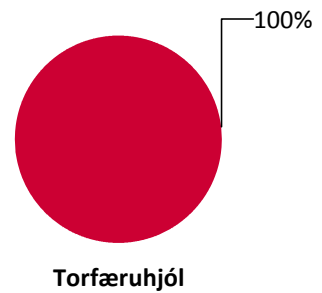
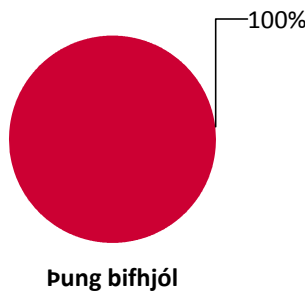
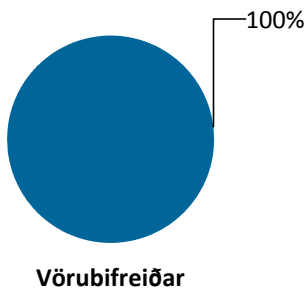
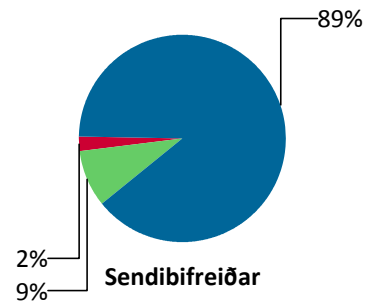
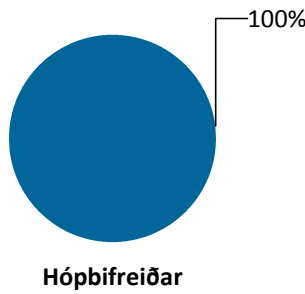
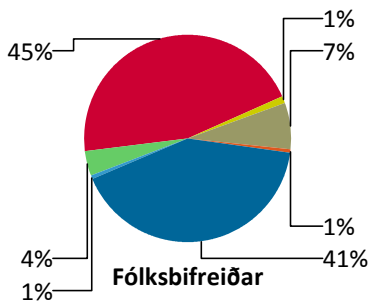
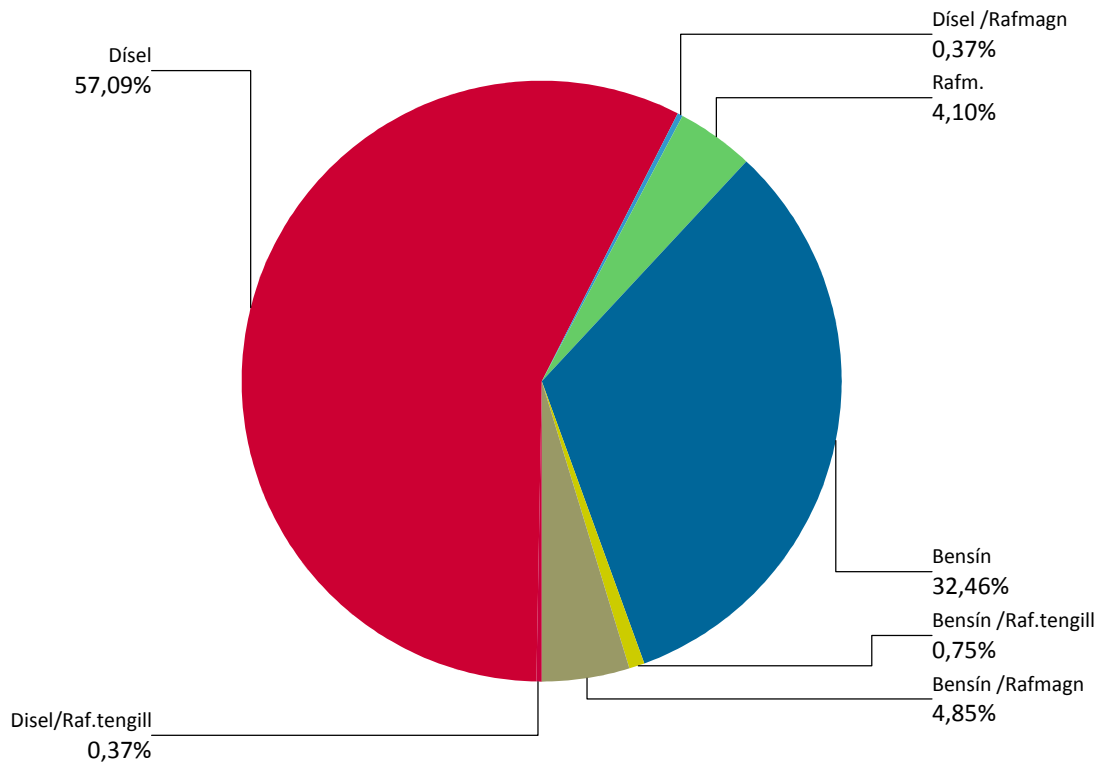
	Dráttarvélar	Eftirvagnar	Ferðavagnar	Alls
BURG	0	1	0	1
DRACO	0	1	0	1
HFR	0	1	0	1
KEL-BERG	0	1	0	1
KNAUS	0	0	2	2
KOEGEL	0	1	0	1
MASSEY	1	0	0	1
MASSEY FERGUSON	1	0	0	1
SCHMITZ	0	3	0	3
TYSSE	0	1	0	1
WILLIG	0	3	0	3

Heimilt er að birta einstaka niðurstöður úr þessari skýrslu ef heimilda er getið. Ekki er heimilt að afrita skýrsluna, hvorki að hluta né í heild sinni, til dreifingar.

	Dráttarvélar	Eftirvagnar	Ferðavagnar	Alls
Alls	2	12	2	16

Nýskráning notaðra ökutækja eftir orkugjafa

Dagsetning: 1.4.2016 - 30.4.2016



Fólksbifreiðar

	Bensín	Bensín	Bensín	Dísel	Rafm.	Dísel/Ra	Dísel	Alls
	/Raf.ten	/Rafmag				f.tengill	/Rafmag	
AUDI	1	0	0	2	0	0	0	3
BMW	2	0	0	7	0	0	0	9
CHEVROLET	1	0	0	0	0	0	0	1
CITROEN	0	0	0	2	0	0	0	2
DACIA	0	0	0	21	0	0	0	21
FIAT	1	0	0	0	0	0	0	1
FORD	38	0	0	3	0	0	0	41
HONDA	1	0	0	0	0	0	0	1
HYUNDAI	2	0	0	0	0	0	0	2
JEEP	1	0	0	2	0	0	0	3
KIA	2	0	0	0	0	0	0	2
LAND ROVER	0	0	0	2	0	0	0	2
LEXUS	0	0	1	0	0	0	0	1
MAZDA	1	0	0	1	0	0	0	2
MERCEDES - BENZ	0	0	0	1	0	0	0	1
MERCEDES-BENZ	0	1	0	9	0	0	0	10
MINI	2	0	0	0	0	0	0	2
MITSUBISHI	0	1	0	0	0	1	0	2
NISSAN	0	0	0	0	7	0	0	7
OPEL	1	0	0	0	0	0	0	1
PEUGEOT	0	0	0	1	0	0	1	2
RENAULT	0	0	0	1	0	0	0	1
ROVER	1	0	0	0	0	0	0	1
SKODA	0	0	0	10	0	0	0	10
SUZUKI	19	0	0	0	0	0	0	19
TOYOTA	5	0	12	0	0	0	0	17
VOLKSWAGEN	2	0	0	8	0	0	0	10
VOLVO	0	0	0	3	0	0	0	3
Alls	80	2	13	73	7	1	1	177

Hópbifreiðar

	Dísel	Alls
FORD	4	4
MAN	1	1
MERCEDES-BENZ	4	4
NEOPLAN	1	1
SCANIA	2	2
VOLVO	1	1
Alls	13	13

Sendibifreiðar

	Bensín	Dísel	Rafm.	Alls
CITROEN	0	2	0	2
FORD	0	7	0	7
ISUZU	0	1	0	1
JAGUAR LAND ROVE	0	1	0	1
LAND ROVER	0	8	0	8
MERCEDES-BENZ	0	6	0	6
NISSAN	0	3	4	7

	Bensín	Dísel	Rafm.	Alls
OPEL	0	1	0	1
PEUGEOT	0	1	0	1
RENAULT	1	7	0	8
VOLKSWAGEN	0	3	0	3
Alls	1	40	4	45

Vörubifreiðar

	Dísel	Alls
FORD	1	1
IVECO	1	1
MAN	7	7
MERCEDES-BENZ	8	8
RENAULT	1	1
SCANIA	6	6
VOLVO	1	1
Alls	25	25

Pung bifhjól

	Bensín	Alls
BMW	1	1
NBLUCK	1	1
PIAGGIO	1	1
TRIUMPH	1	1
Alls	4	4

Torfæruhjól

	Bensín	Alls
POLARIS	1	1
Alls	1	1

Vélsleðar

	Bensín	Alls
POLARIS	1	1
Alls	1	1

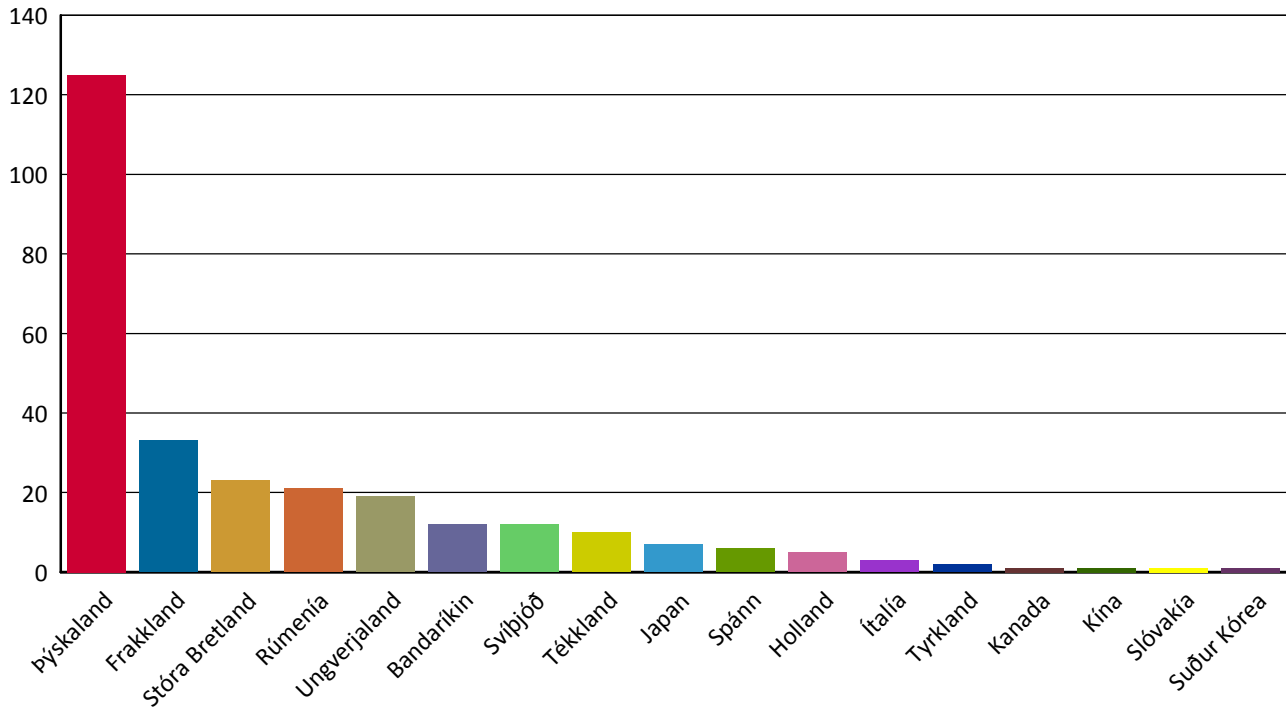
Dráttarvélar

	Dísel	Alls
MASSEY	1	1
MASSEY FERGUSON	1	1
Alls	2	2

Nýskráning notaðra ökutækja eftir framleiðslulöndum

Tímabil: 1.4.2016 - 30.4.2016

Topp 20



	Fólksbifreiðar	Hópbifreiðar	Sendibifreiðar	Vörubifreiðar	Alls
Bandaríkin	10	0	0	1	11
Frakkland	19	0	12	1	32
Holland	0	0	0	2	2
Ítalía	1	0	0	1	2
Japan	6	0	1	0	7
Kanada	1	0	0	0	1
Rúmenía	21	0	0	0	21
Slóvakía	1	0	0	0	1
Spánn	0	0	6	0	6
Stóra Bretland	10	0	9	0	19
Suður Kórea	1	0	0	0	1
Svíþjóð	3	3	0	5	11
Tékkland	10	0	0	0	10
Tyrkland	2	0	0	0	2
Ungverjaland	19	0	0	0	19
Þýskaland	73	10	17	15	115
Alls	177	13	45	25	260

	Þung bifhjól	Torfæruhjól	Vélsleðar	Alls
Bandaríkin	0	1	0	1
Ítalía	1	0	0	1
Kína	1	0	0	1
Stóra Bretland	1	0	1	2
Þýskaland	1	0	0	1
Alls	4	1	1	6

	Dráttarvélar	Eftirvagnar	Ferðavagnar	Alls
Frakkland	1	0	0	1
Holland	0	3	0	3
Stóra Bretland	1	1	0	2
Svíþjóð	0	1	0	1
Þýskaland	0	7	2	9

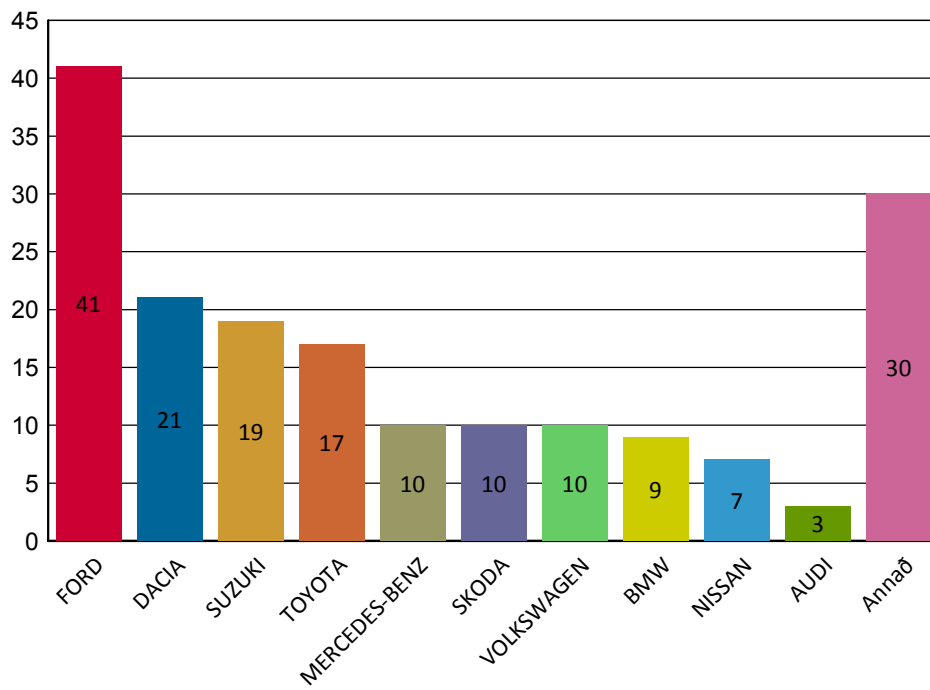
	Dráttarvélar	Eftirvagnar	Ferðavagnar	Alls
Alls	2	12	2	16

Nýskráning notaðra ökutækja - Topp 10 fólksbifreiðar

Tímabil: 1.4.2016 - 30.4.2016

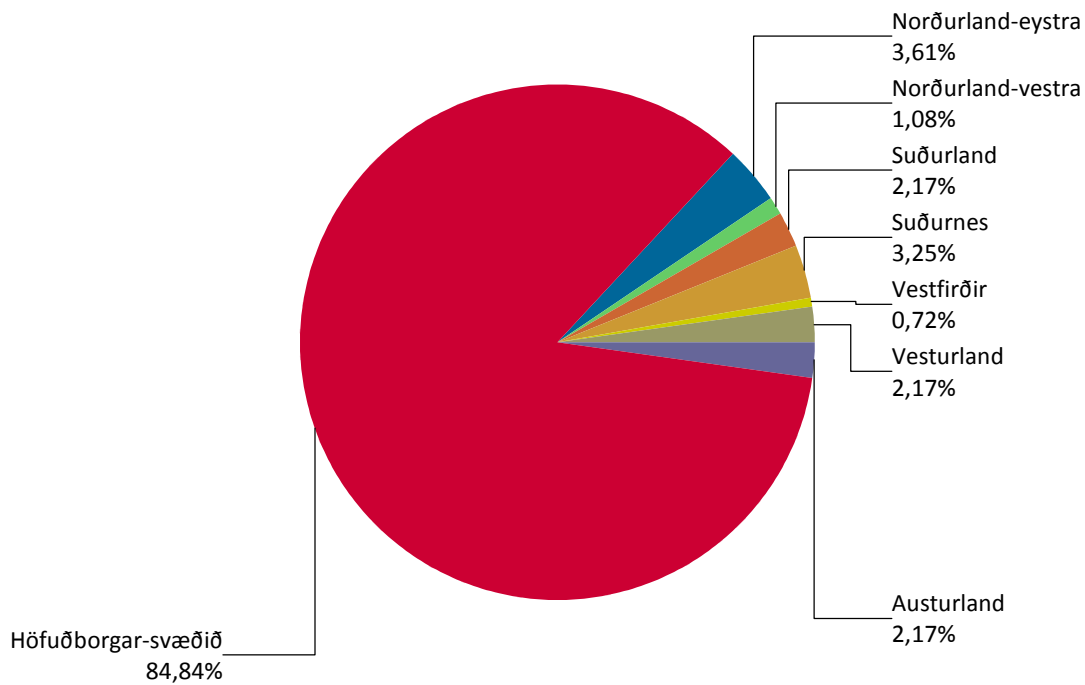
Topp 10

Fólksbifreiðar	
FORD	41
DACIA	21
SUZUKI	19
TOYOTA	17
MERCEDES-BENZ	10
SKODA	10
VOLKSWAGEN	10
BMW	9
NISSAN	7
AUDI	3



Nýskráning notaðra ökutækja eftir landshlutum

Dagsetning: 1.4.2016 - 30.4.2016



	Höfuðborgar -svæðið	Suðurnes	Vesturland	Vestfirðir	Norðurland- vestra	Norðurland- eystra	Austurland	Suðurland	Alls
Fólksbifreiðar	159	6	1	0	2	3	0	3	174
Hópbifreiðar	3	1	0	2	0	5	0	1	12
Sendibifreiðar	39	0	2	0	1	0	2	1	45
Vörubifreiðar	19	1	0	0	0	1	3	1	25
pung bifhjól	3	0	0	0	0	0	0	0	3
Torfæruhjól	1	0	0	0	0	0	0	0	1
Vélsleðar	1	0	0	0	0	0	0	0	1
Dráttarvélur	0	1	1	0	0	0	0	0	2
Eftirvagnar	8	0	2	0	0	1	1	0	12
Ferðavagnar	2	0	0	0	0	0	0	0	2
Alls	235	9	6	2	3	10	6	6	277

	Höfuðborgar -svæðið	Suðurnes	Vesturland	Vestfirðir	Norðurland- vestra	Norðurland- eystra	Austurland	Suðurland	Alls
AUDI	2	0	0	0	0	0	0	1	3
BMW	7	0	1	0	0	1	0	0	9
BURG	0	0	0	0	0	1	0	0	1
CHEVROLET	1	0	0	0	0	0	0	0	1
CITROEN	4	0	0	0	0	0	0	0	4
DACIA	21	0	0	0	0	0	0	0	21
DRACO	0	0	0	0	0	0	1	0	1
FIAT	1	0	0	0	0	0	0	0	1
FORD	47	0	0	0	0	4	0	1	52
HFR	1	0	0	0	0	0	0	0	1
HONDA	1	0	0	0	0	0	0	0	1
HYUNDAI	2	0	0	0	0	0	0	0	2
ISUZU	1	0	0	0	0	0	0	0	1
IVECO	1	0	0	0	0	0	0	0	1
JAGUAR LAND ROVER LI	1	0	0	0	0	0	0	0	1
JEEP	1	1	0	0	0	1	0	0	3

Heimilt er að birta einstaka niðurstöður úr þessari skýrslu ef heimilda er getið. Ekki er heimilt að afrita skýrsluna, hvorki að hluta né í heild sinni, til dreifingar.

	Höfuðborgar -svæðið	Suðurnes	Vesturland	Vestfirðir	Norðurland- vestra	Norðurland- eystra	Austurland	Suðurland	Alls
KEL-BERG	1	0	0	0	0	0	0	0	1
KIA	2	0	0	0	0	0	0	0	2
KNAUS	2	0	0	0	0	0	0	0	2
KOEGEL	1	0	0	0	0	0	0	0	1
LAND ROVER	10	0	0	0	0	0	0	0	10
LEXUS	1	0	0	0	0	0	0	0	1
MAN	7	0	0	0	0	0	1	0	8
MASSEY	0	1	0	0	0	0	0	0	1
MASSEY FERGUSON	0	0	1	0	0	0	0	0	1
MAZDA	2	0	0	0	0	0	0	0	2
MERCEDES - BENZ	0	0	0	0	0	1	0	0	1
MERCEDES-BENZ	20	2	1	0	2	1	0	1	27
MINI	2	0	0	0	0	0	0	0	2
MITSUBISHI	1	0	0	0	0	0	0	1	2
NBLUCK	1	0	0	0	0	0	0	0	1
NISSAN	11	0	1	0	0	0	2	0	14
OPEL	0	1	0	0	1	0	0	0	2
PEUGEOT	3	0	0	0	0	0	0	0	3
PIAGGIO	1	0	0	0	0	0	0	0	1
POLARIS	2	0	0	0	0	0	0	0	2
RENAULT	10	0	0	0	0	0	0	0	10
ROVER	0	0	0	0	0	0	0	1	1
SCANIA	2	1	0	2	0	0	2	1	8
SCHMITZ	1	0	2	0	0	0	0	0	3
SKODA	10	0	0	0	0	0	0	0	10
SUZUKI	19	0	0	0	0	0	0	0	19
TOYOTA	14	3	0	0	0	0	0	0	17
TRIUMPH	1	0	0	0	0	0	0	0	1
TYSSE	1	0	0	0	0	0	0	0	1
VOLKSWAGEN	12	0	0	0	0	0	0	0	12
VOLVO	4	0	0	0	0	1	0	0	5
WILLIG	3	0	0	0	0	0	0	0	3
Alls	235	9	6	2	3	10	6	6	277