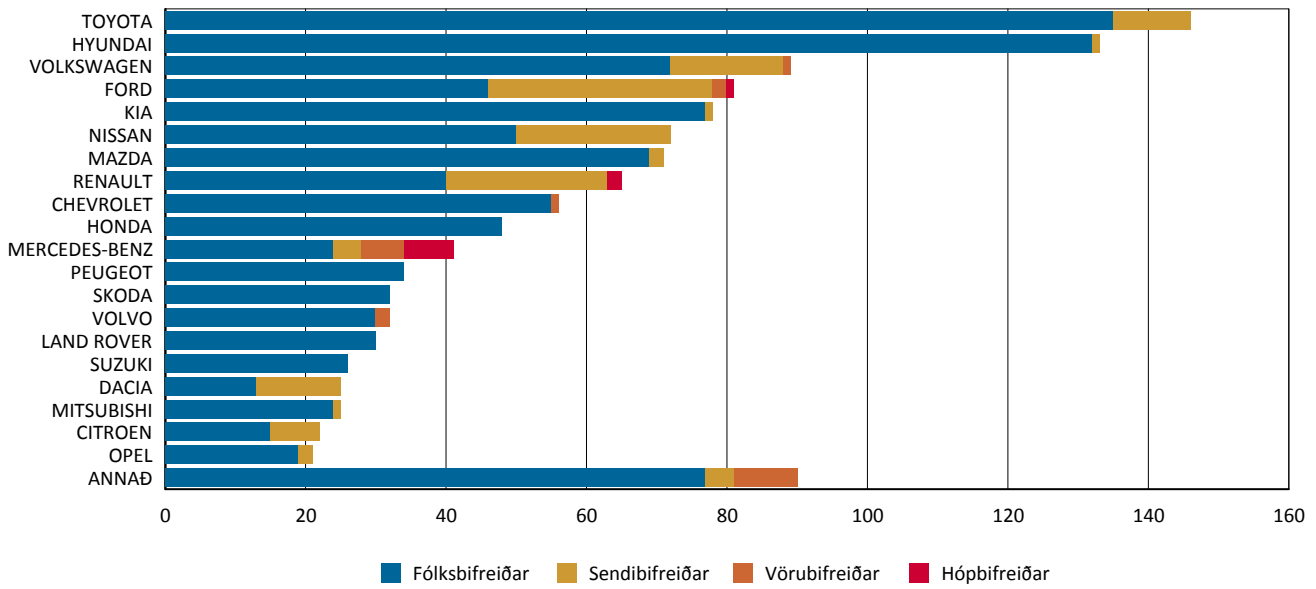


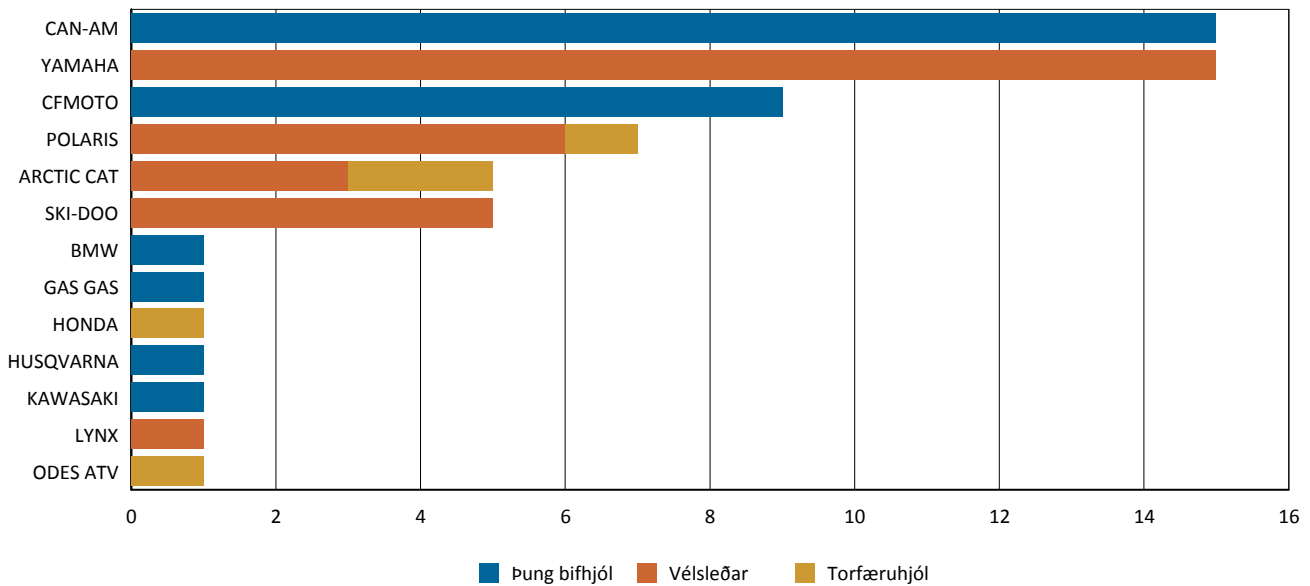
Nýskráning nýrra ökutæki eftir tegund

Tímabil: 1.2.2016 - 29.2.2016

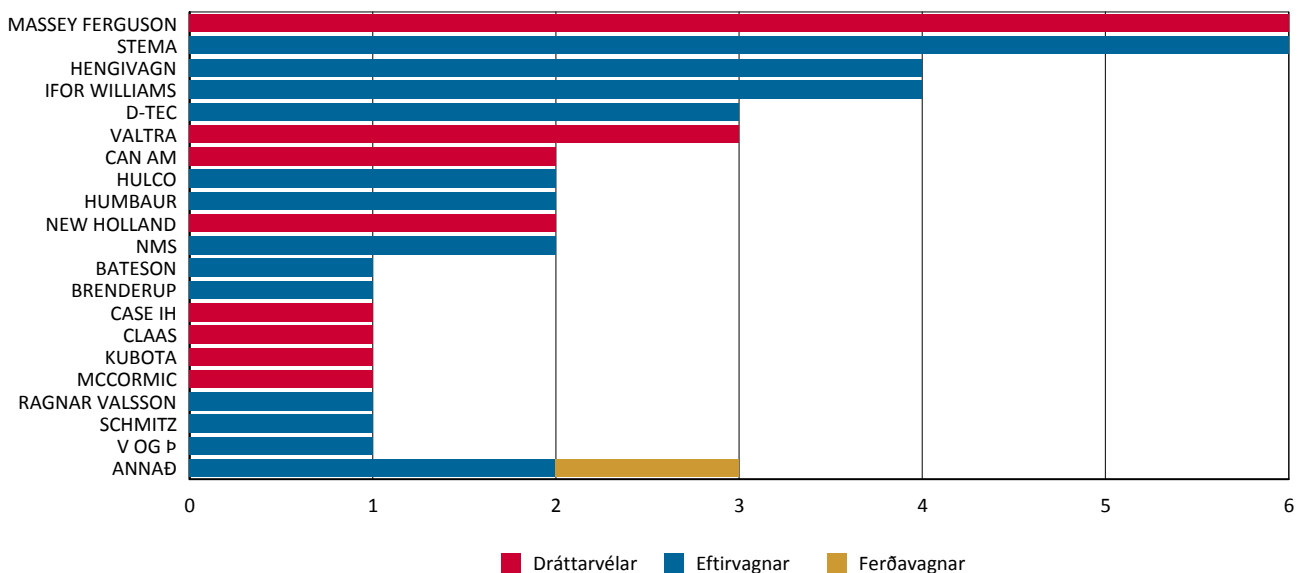
Topp 20



Topp 20



Topp 20



	Fólksbifreiðar	Hópbifreiðar	Sendibifreiðar	Vörubifreiðar	Alls
AUDI	8	0	0	0	8
BMW	14	0	0	0	14
CHEVROLET	55	0	0	1	56
CITROEN	15	0	7	0	22
DACIA	13	0	12	0	25
FORD	46	1	32	2	81
GMC	0	0	0	1	1
HONDA	48	0	0	0	48
HYUNDAI	132	0	1	0	133
ISUZU	0	0	4	0	4
JAGUAR LAND ROVER	1	0	0	0	1
JAGUAR LAND ROVER	8	0	0	0	8
JEEP	13	0	0	0	13
KIA	77	0	1	0	78
LAND ROVER	30	0	0	0	30
LEXUS	8	0	0	0	8
MAZDA	69	0	2	0	71
MERCEDES - BENZ	0	0	0	2	2
MERCEDES-BENZ	24	7	4	6	41
MINI	24	0	1	0	25
NISSAN	50	0	22	0	72
OPEL	19	0	2	0	21
PEUGEOT	34	0	0	0	34
PORSCHE	5	0	0	0	5
RENAULT	40	2	23	0	65
SCANIA	0	0	0	6	6
SKODA	32	0	0	0	32
SUBARU	15	0	0	0	15
SUZUKI	26	0	0	0	26
TOYOTA	135	0	11	0	146
VOLKSWAGEN	72	0	16	1	89
VOLKSWAGEN, VW	4	0	0	0	4
VOLVO	30	0	0	2	32
YAMAHA	1	0	0	0	1
Alls	1.048	10	138	21	1.217

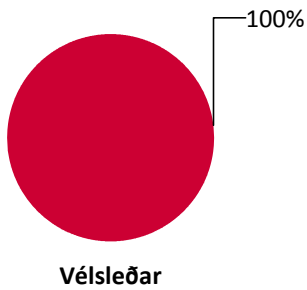
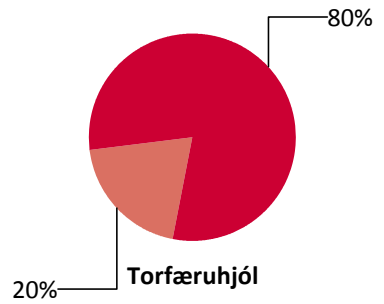
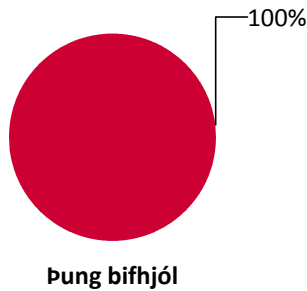
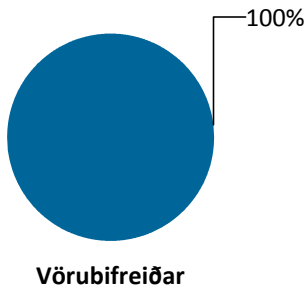
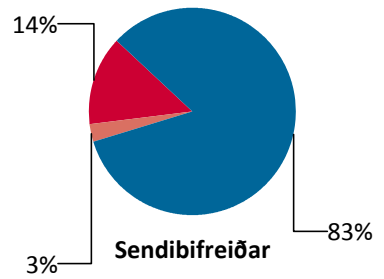
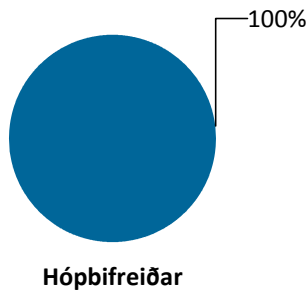
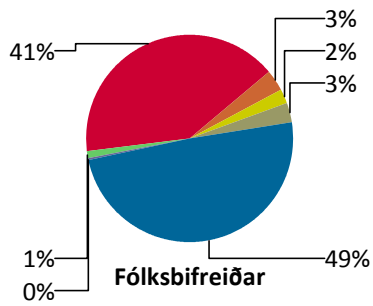
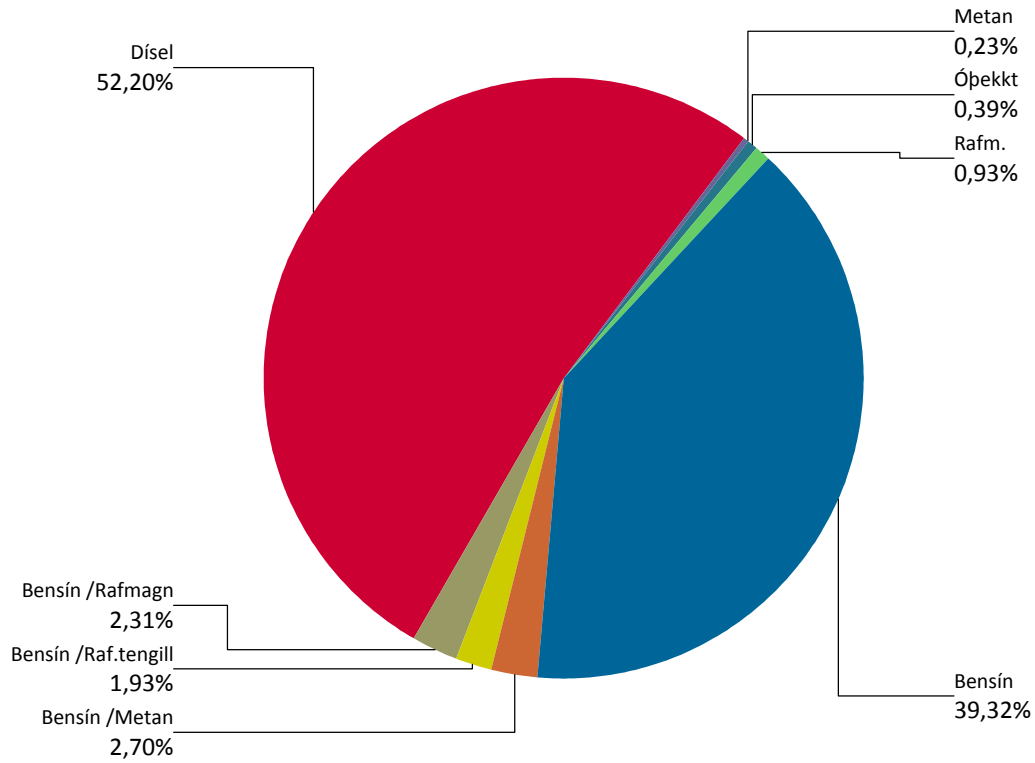
	Þung bifhjól	Torfæruhjól	Vélsleðar	Alls
ARCTIC CAT	0	2	3	5
BMW	1	0	0	1
CAN-AM	15	0	0	15
CFMOTO	9	0	0	9
GAS GAS	1	0	0	1
HONDA	0	1	0	1
HUSQVARNA	1	0	0	1
KAWASAKI	1	0	0	1
LYNX	0	0	1	1
ODES ATV	0	1	0	1
POLARIS	0	1	6	7
SKI-DOO	0	0	5	5
YAMAHA	0	0	15	15
Alls	28	5	30	63

	Dráttarvélar	Eftirvagnar	Ferðavagnar	Alls
BATESON	0	1	0	1
BRENDERUP	0	1	0	1
CAN AM	2	0	0	2

	Dráttarvélar	Eftirvagnar	Ferðavagnar	Alls
CASE IH	1	0	0	1
CLAAS	1	0	0	1
D-TEC	0	3	0	3
HENGIVAGN	0	4	0	4
HULCO	0	2	0	2
HUMBAUR	0	2	0	2
IFOR WILLIAMS	0	4	0	4
KUBOTA	1	0	0	1
MASSEY FERGUSON	6	0	0	6
MCCORMIC	1	0	0	1
NEW HOLLAND	2	0	0	2
NMS	0	2	0	2
RAGNAR VALSSON	0	1	0	1
SCHMITZ	0	1	0	1
STEMA	0	6	0	6
V OG Þ	0	1	0	1
VALTRA	3	0	0	3
VÍKURVAGNAR	0	1	0	1
WECKMAN	0	1	0	1
WEINSBERG	0	0	1	1
Alls	17	30	1	48

Nýskráning nýrra ökutækja eftir orkugjafa

Dagsetning: 1.2.2016 - 29.2.2016



Fólksbifreiðar

	Bensín	Bensín /Metan	Bensín /Raf.ten	Bensín /Rafmag	Dísel	Metan	Rafm.	Alls
AUDI	3	0	1	0	4	0	0	8
BMW	0	0	0	0	14	0	0	14
CHEVROLET	51	0	0	0	4	0	0	55
CITROEN	8	0	0	0	7	0	0	15
DACIA	0	0	0	0	13	0	0	13
FORD	25	0	0	0	21	0	0	46
HONDA	35	0	0	0	13	0	0	48
HYUNDAI	50	0	0	0	82	0	0	132
JAGUAR LAND ROVE	0	0	0	0	1	0	0	1
JAGUAR LAND ROVE	0	0	0	0	8	0	0	8
JEEP	13	0	0	0	0	0	0	13
KIA	12	0	0	0	63	0	2	77
LAND ROVER	0	0	0	0	30	0	0	30
LEXUS	0	0	0	8	0	0	0	8
MAZDA	55	0	0	0	14	0	0	69
MERCEDES-BENZ	2	0	0	0	22	0	0	24
MITSUBISHI	4	0	10	0	10	0	0	24
NISSAN	13	0	0	0	31	0	6	50
OPEL	6	0	0	0	13	0	0	19
PEUGEOT	16	0	0	0	18	0	0	34
PORSCHE	2	0	0	0	3	0	0	5
RENAULT	4	0	0	0	36	0	0	40
SKODA	3	14	0	0	15	0	0	32
SUBARU	12	0	0	0	3	0	0	15
SUZUKI	26	0	0	0	0	0	0	26
TOYOTA	67	0	0	22	46	0	0	135
VOLKSWAGEN	19	21	8	0	20	0	4	72
VOLKSWAGEN, VW	0	0	0	0	1	3	0	4
VOLVO	0	0	6	0	24	0	0	30
YAMAHA	1	0	0	0	0	0	0	1
Alls	427	35	25	30	516	3	12	1.048

Hópbifreiðar

	Dísel	Alls
FORD	1	1
MERCEDES-BENZ	7	7
RENAULT	2	2
Alls	10	10

Sendibifreiðar

	Bensín	Dísel	Óþekkt	Alls
CITROEN	0	7	0	7
DACIA	0	12	0	12
FORD	11	17	4	32
HYUNDAI	1	0	0	1
ISUZU	0	4	0	4
KIA	0	1	0	1
MAZDA	2	0	0	2
MERCEDES-BENZ	0	4	0	4

	Bensín	Dísel	Óþekkt	Alls
MITSUBISHI	0	1	0	1
NISSAN	0	22	0	22
OPEL	0	2	0	2
RENAULT	0	23	0	23
TOYOTA	1	10	0	11
VOLKSWAGEN	4	12	0	16
Alls	19	115	4	138

Vörubifreiðar

	Dísel	Alls
CHEVROLET	1	1
FORD	2	2
GMC	1	1
MERCEDES - BENZ	2	2
MERCEDES-BENZ	6	6
SCANIA	6	6
VOLKSWAGEN	1	1
VOLVO	2	2
Alls	21	21

Pung bifhjól

	Bensín	Alls
BMW	1	1
CAN-AM	15	15
CFMOTO	9	9
GAS GAS	1	1
HUSQVARNA	1	1
KAWASAKI	1	1
Alls	28	28

Torfæruhjól

	Bensín	Óþekkt	Alls
ARCTIC CAT	2	0	2
HONDA	0	1	1
ODES ATV	1	0	1
POLARIS	1	0	1
Alls	4	1	5

Vélsleðar

	Bensín	Alls
ARCTIC CAT	3	3
LYNX	1	1
POLARIS	6	6
SKI-DOO	5	5
YAMAHA	15	15
Alls	30	30

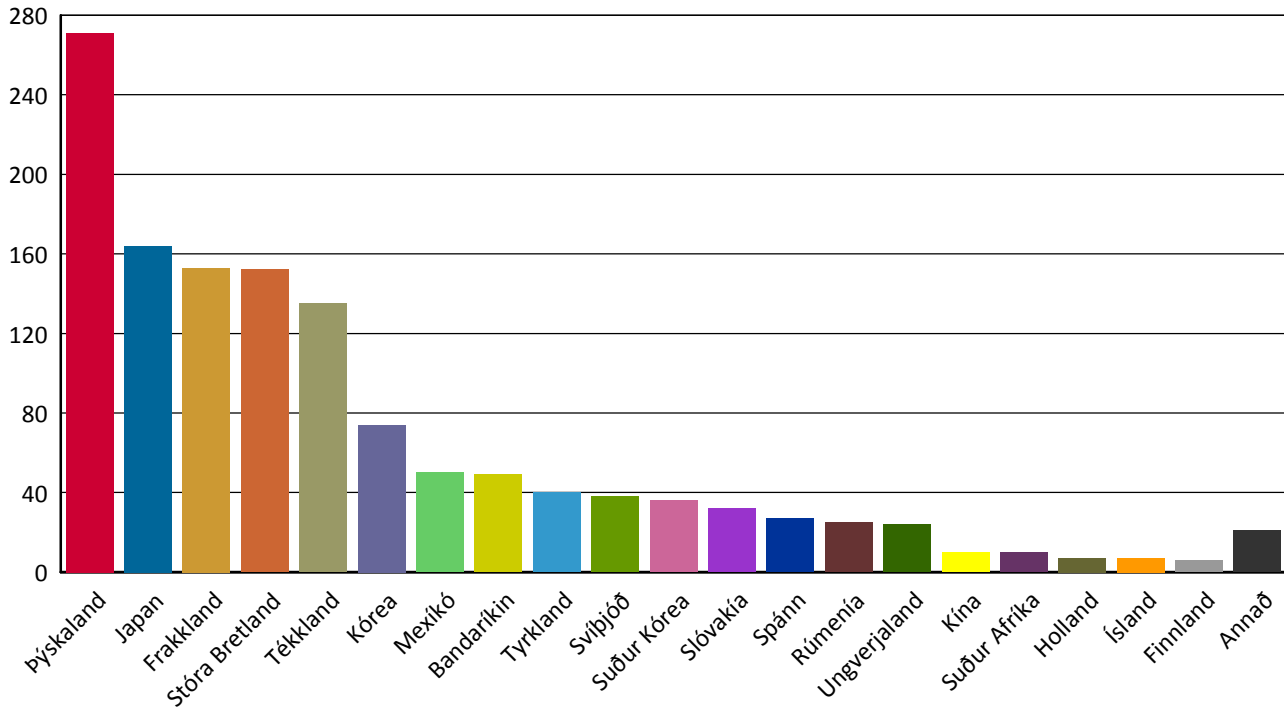
Dráttarvélar

	Bensín	Dísel	Alls
CAN AM	2	0	2
CASE IH	0	1	1
CLAAS	0	1	1
KUBOTA	0	1	1
MASSEY FERGUSON	0	6	6
MCCORMIC	0	1	1
NEW HOLLAND	0	2	2
VALTRA	0	3	3
Alls	2	15	17

Nýskráning nýrra ökutækja eftir framleiðslulöndum

Tímabil: 1.2.2016 - 29.2.2016

Topp 20



	Fólksbifreiðar	Hópbifreiðar	Sendibifreiðar	Vörubifreiðar	Alls
Bandaríkin	13	0	12	4	29
Frakkland	114	2	30	0	146
Indland	5	0	0	0	5
Japan	160	0	0	0	160
Kanada	1	0	0	0	1
Kórea	74	0	0	0	74
Mexíkó	31	0	2	0	33
Rúmenía	13	0	12	0	25
Slóvakía	32	0	0	0	32
Spánn	4	0	22	0	26
Stóra Bretland	140	0	0	0	140
Suður Afríka	0	0	10	0	10
Suður Kórea	35	0	1	0	36
Svíþjóð	30	0	0	8	38
Taíland	0	0	5	0	5
Tékkland	134	0	1	0	135
Tyrkland	39	0	1	0	40
Ungverjaland	24	0	0	0	24
Þýskaland	199	8	42	9	258
Alls	1.048	10	138	21	1.217

	Þung bífhjól	Torfæruhjól	Vélsleðar	Alls
Bandaríkin	0	4	16	20
Finnland	0	0	1	1
Ítalía	1	0	0	1
Japan	1	0	2	3
Kanada	0	0	5	5
Kína	9	1	0	10
Mexíkó	15	0	0	15
Spánn	1	0	0	1
Stóra Bretland	0	0	6	6

Heimilt er að birta einstaka niðurstöður úr þessari skýrslu ef heimilda er getið. Ekki er heimilt að afrita skýrsluna, hvorki að hluta né í heild sinni, til dreifingar.

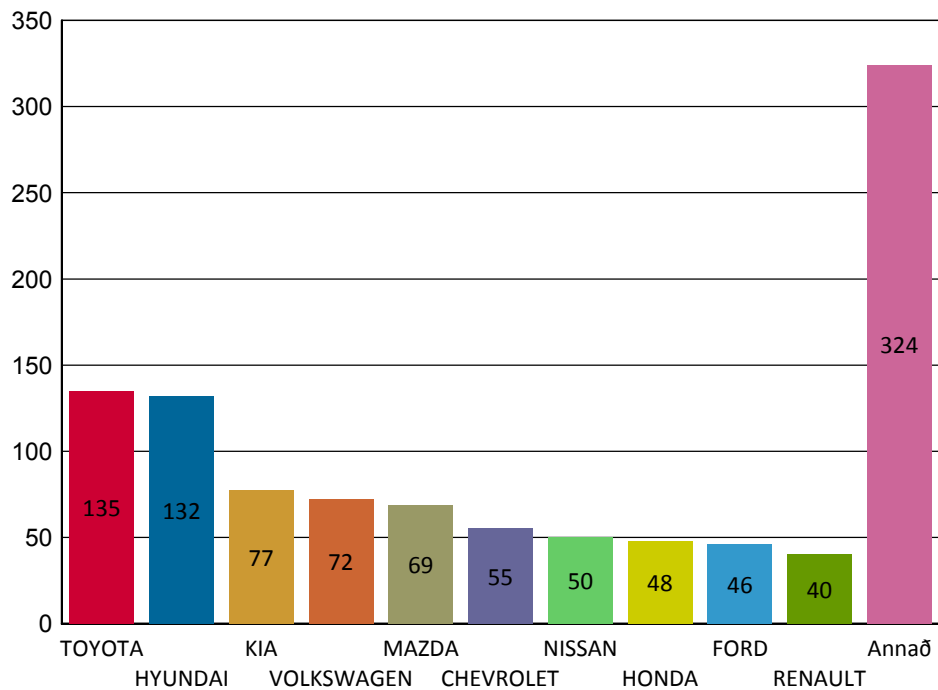
	Þung bifhjól	Torfæruhjól	Vélsleðar	Alls
Þýskaland	1	0	0	1
Alls	28	5	30	63
	Dráttarvélar	Eftirvagnar	Ferðavagnar	Alls
Danmörk	0	1	0	1
Eistland	0	2	0	2
Finnland	3	1	0	4
Frakkland	7	0	0	7
Holland	2	3	0	5
Ísland	0	7	0	7
Ítalía	1	0	0	1
Japan	1	0	0	1
Mexikó	2	0	0	2
Stóra Bretland	1	5	0	6
Þýskaland	0	11	1	12
Alls	17	30	1	48

Nýskráning nýrra ökutækja - Topp 10 fólksbifreiðar

Tímabil: 1.2.2016 - 29.2.2016

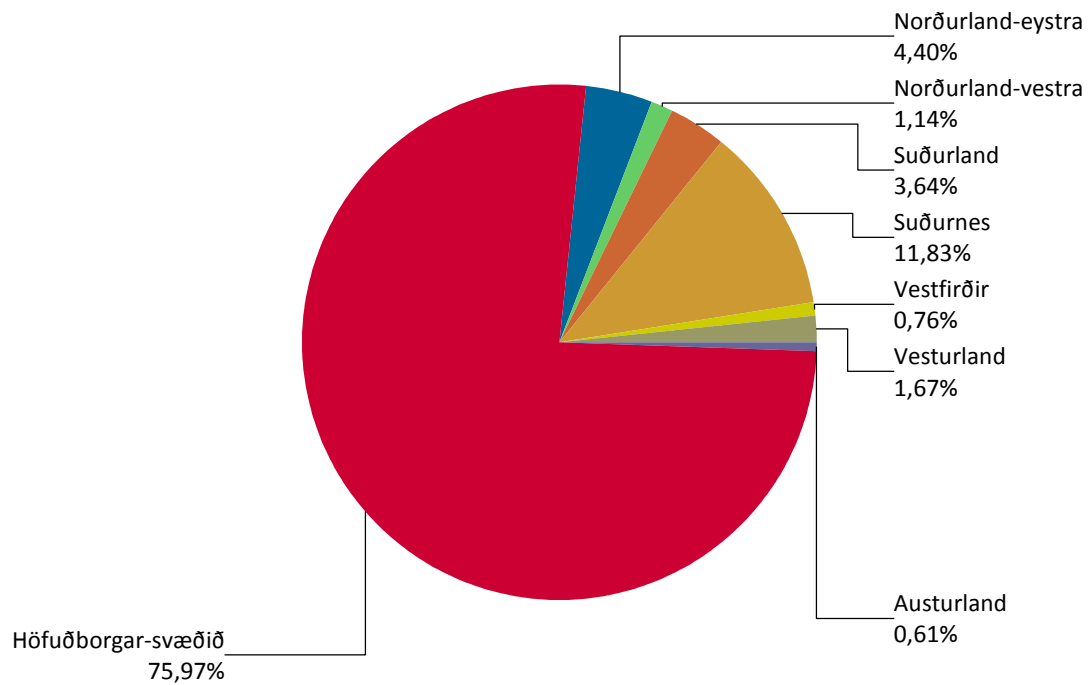
Topp 10

Fólksbifreiðar	
TOYOTA	135
HYUNDAI	132
KIA	77
VOLKSWAGEN	72
MAZDA	69
CHEVROLET	55
NISSAN	50
HONDA	48
FORD	46
RENAULT	40



Nýskráning nýrra ökutækja eftir landshlutum

Dagsetning: 1.2.2016 - 29.2.2016



	Höfuðborgar-svæðið	Suðurnes	Vesturland	Vestfirðir	Norðurland-vestra	Norðurland-eystra	Austurland	Suðurland	Alls
Fólksbifreiðar	812	130	18	3	4	36	6	30	1.039
Hópbifreiðar	7	1	0	0	0	2	0	0	10
Sendibifreiðar	97	23	0	2	1	8	1	5	137
Vörubifreiðar	13	1	0	0	2	3	0	1	20
pung bifhjól	20	0	2	0	2	4	0	0	28
Torfæruhjól	3	0	0	0	0	1	1	0	5
Vélsleðar	23	0	0	4	0	2	0	1	30
Dráttarvélur	5	0	0	1	3	1	0	7	17
Eftirvagnar	22	0	1	0	2	0	0	4	29
Ferðavagnar	0	1	0	0	0	0	0	0	1
Alls	1.002	156	21	10	14	57	8	48	1.316

	Höfuðborgar-svæðið	Suðurnes	Vesturland	Vestfirðir	Norðurland-vestra	Norðurland-eystra	Austurland	Suðurland	Alls
ARCTIC CAT	3	0	0	1	0	1	0	0	5
AUDI	8	0	0	0	0	0	0	0	8
BATESON	0	0	0	0	0	0	0	1	1
BMW	11	2	0	0	0	1	0	0	14
BRENDERUP	1	0	0	0	0	0	0	0	1
CAN AM	2	0	0	0	0	0	0	0	2
CAN-AM	15	0	0	0	0	0	0	0	15
CASE IH	0	0	0	0	1	1	0	0	2
CFMOTO	3	0	2	0	1	3	0	0	9
CHEVROLET	54	1	0	0	0	0	0	1	56
CITROEN	14	1	0	0	0	5	0	2	22
CLAAS	1	0	0	0	0	0	0	0	1
DACIA	15	7	0	0	0	0	0	3	25
D-TEC	3	0	0	0	0	0	0	0	3
FORD	66	14	0	0	0	1	0	0	81
GAS GAS	1	0	0	0	0	0	0	0	1

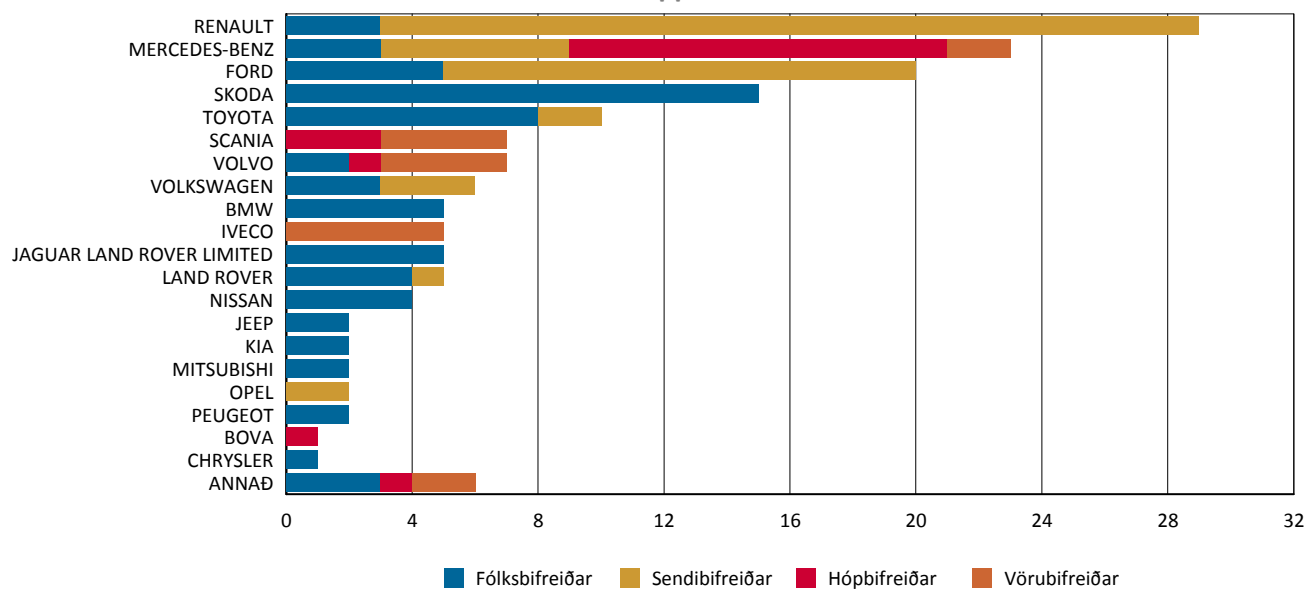
Heimilt er að birta einstaka niðurstöður úr þessari skýrslu ef heimilda er getið. Ekki er heimilt að afrita skýrsluna, hvorki að hluta né í heild sinni, til dreifingar.

	Höfuðborgar -svæðið	Suðurnes	Vesturland	Vestfirðir	Norðurland- vestra	Norðurland- eystra	Austurland	Suðurland	Alls
GMC	0	0	0	0	0	0	0	1	1
HENGIVAGN	3	0	0	0	0	0	0	0	3
HONDA	30	19	0	0	0	0	0	0	49
HULCO	2	0	0	0	0	0	0	0	2
HUMBAUR	2	0	0	0	0	0	0	0	2
HUSQVARNA	0	0	0	0	0	1	0	0	1
HYUNDAI	114	8	2	0	0	4	1	4	133
IFOR WILLIAMS	3	0	0	0	1	0	0	0	4
ISUZU	4	0	0	0	0	0	0	0	4
JAGUAR LAND ROVER	1	0	0	0	0	0	0	0	1
JAGUAR LAND ROVER LI	6	2	0	0	0	0	0	0	8
JEEP	1	12	0	0	0	0	0	0	13
KAWASAKI	0	0	0	0	1	0	0	0	1
KIA	42	28	2	0	0	1	1	1	75
KUBOTA	0	0	0	0	1	0	0	0	1
LAND ROVER	25	2	0	0	0	2	0	1	30
LEXUS	6	1	0	0	0	1	0	0	8
LYNX	1	0	0	0	0	0	0	0	1
MASSEY FERGUSON	1	0	0	0	0	0	0	5	6
MAZDA	62	3	1	0	0	2	0	2	70
MCCORMIC	0	0	0	0	0	1	0	0	1
MERCEDES - BENZ	2	0	0	0	0	0	0	0	2
MERCEDES-BENZ	30	3	0	0	0	6	0	1	40
MITSUBISHI	18	2	0	0	0	1	2	2	25
NEW HOLLAND	1	0	0	0	1	0	0	1	3
NISSAN	64	3	4	0	0	1	0	0	72
NMS	2	0	0	0	0	0	0	0	2
ODES ATV	0	0	0	0	0	1	0	0	1
OPEL	15	3	2	1	0	0	0	0	21
PEUGEOT	21	11	1	0	0	0	0	0	33
POLARIS	3	0	0	2	0	1	1	0	7
PORSCHE	4	0	0	0	0	0	0	0	4
RAGNAR VALSSON	0	0	0	0	0	0	0	1	1
RENAULT	51	6	1	0	1	4	0	1	64
SCANIA	2	0	0	0	2	2	0	0	6
SCHMITZ	1	0	0	0	0	0	0	0	1
SKI-DOO	5	0	0	0	0	0	0	0	5
SKODA	24	2	1	0	2	1	0	2	32
STEMA	2	0	1	0	1	0	0	2	6
SUBARU	12	0	0	0	1	2	0	0	15
SUZUKI	24	1	0	0	0	1	0	0	26
TOYOTA	102	21	2	1	1	7	2	8	144
V OG Þ	1	0	0	0	0	0	0	0	1
VALTRA	0	0	1	1	1	0	0	1	4
VÍKURVAGNAR	1	0	0	0	0	0	0	0	1
VOLKSWAGEN	75	1	2	3	0	5	0	3	89
VOLKSWAGEN, VW	4	0	0	0	0	0	0	0	4
VOLVO	23	2	0	0	0	2	1	4	32
WECKMAN	1	0	0	0	0	0	0	0	1
WEINSBERG	0	1	0	0	0	0	0	0	1
YAMAHA	14	0	0	1	0	0	0	1	16
Alls	1.002	156	22	10	15	58	8	48	1.319

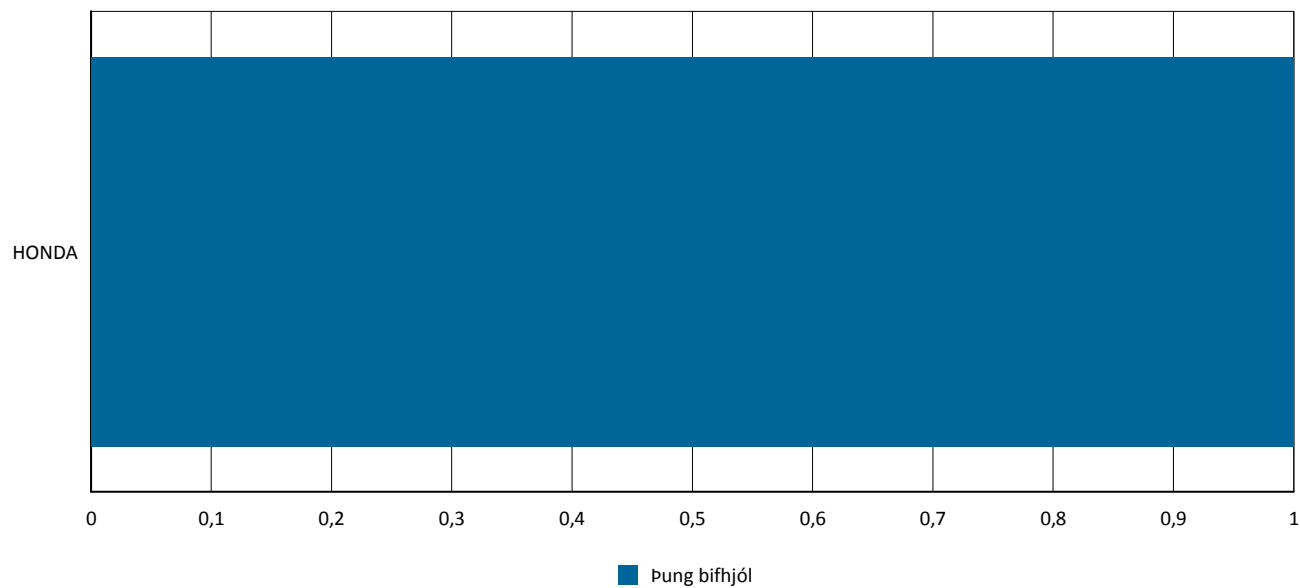
Nýskráning notaðra ökutæki eftir tegund

Tímabil: 1.2.2016 - 29.2.2016

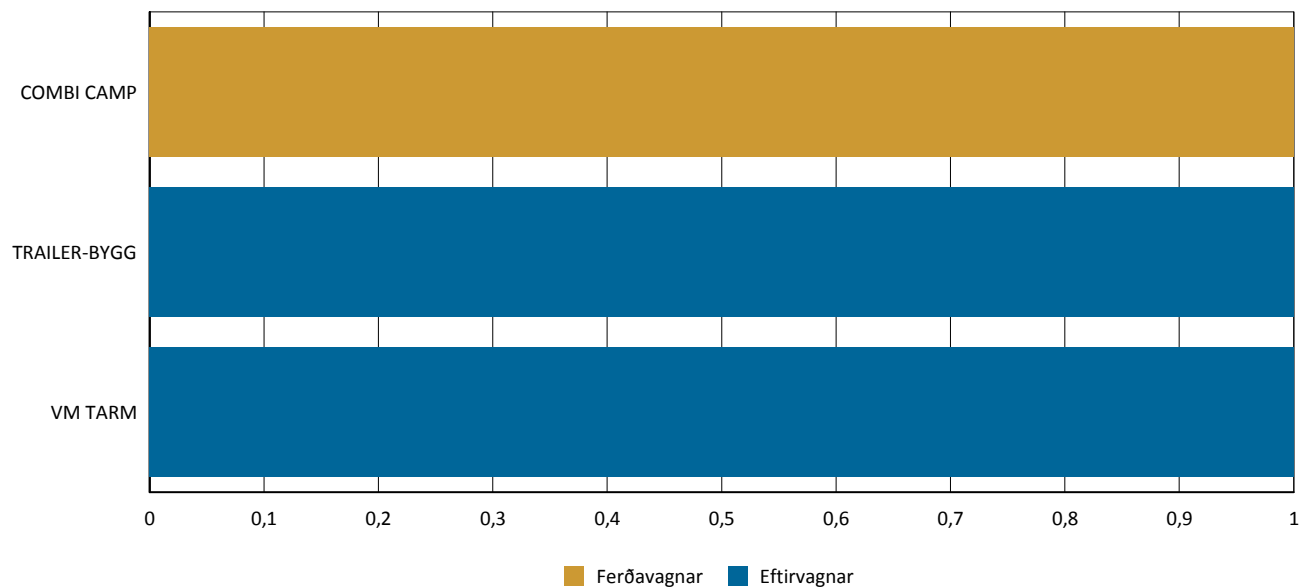
Topp 20



Topp 20



Topp 20



	Fólksbífreiddar	Hópbífreiddar	Sendibífreiddar	Vörubífreiddar	Alls
BMW	5	0	0	0	5
BOVA	0	1	0	0	1
CHRYSLER	1	0	0	0	1
FORD	5	0	15	0	20
GAZ	1	0	0	0	1
GMC	0	0	0	1	1
IVECO	0	0	0	5	5
IVECO BUS	0	1	0	0	1
JAGUAR LAND ROVER	5	0	0	0	5
JEEP	2	0	0	0	2
KIA	2	0	0	0	2
LAND ROVER	4	0	1	0	5
MAN	0	0	0	1	1
MERCEDES - BENZ	1	0	0	0	1
MERCEDES-BENZ	3	12	6	2	23
MITSUBISHI	2	0	0	0	2
NISSAN	4	0	0	0	4
OPEL	0	0	2	0	2
PEUGEOT	2	0	0	0	2
RENAULT	3	0	26	0	29
SCANIA	0	3	0	4	7
SKODA	15	0	0	0	15
SUZUKI	1	0	0	0	1
TOYOTA	8	0	2	0	10
VOLKSWAGEN	3	0	3	0	6
VOLVO	2	1	0	4	7
Alls	69	18	55	17	159

Þung bífhjól Alls

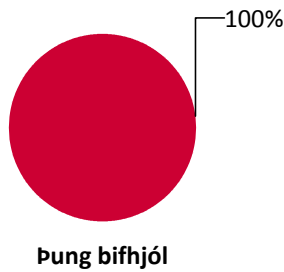
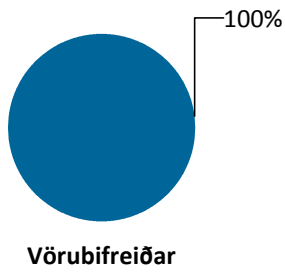
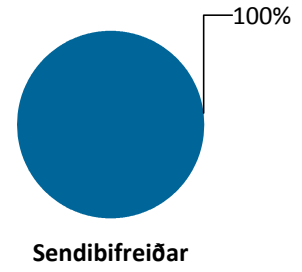
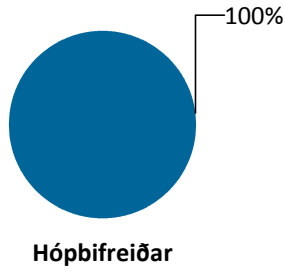
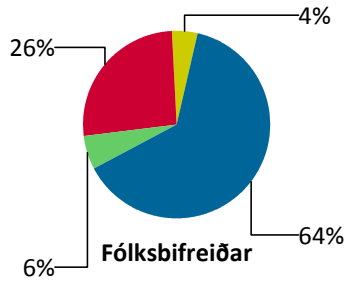
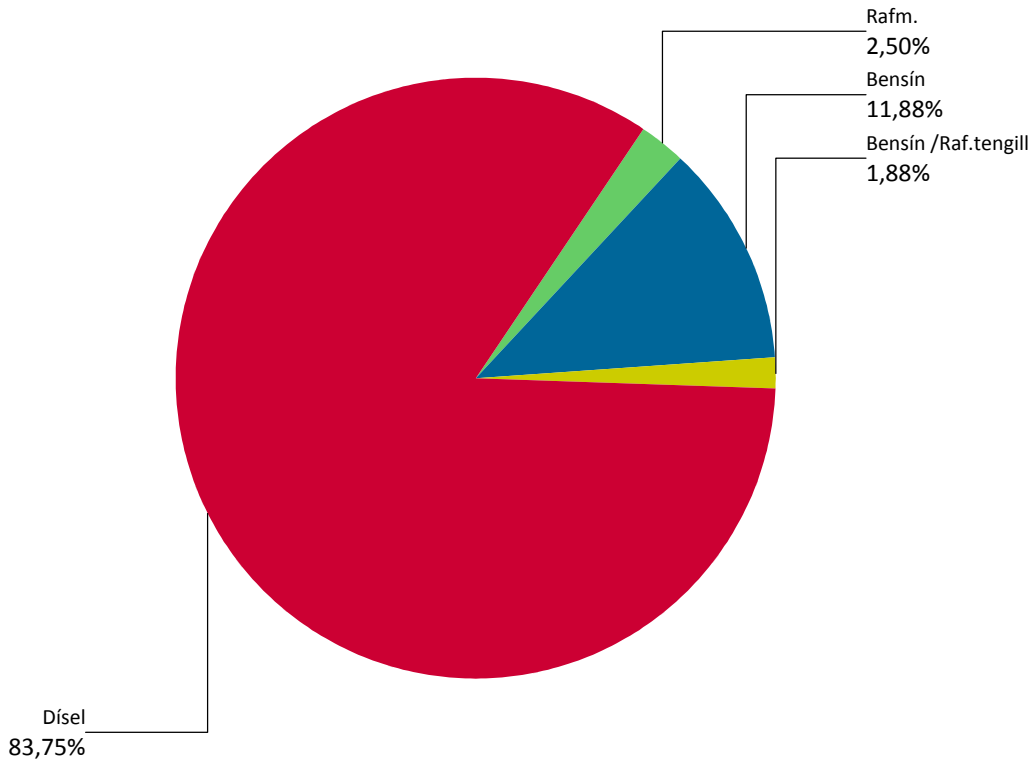
HONDA	1	1
Alls	1	1

Eftirvagnar Ferðavagnar Alls

COMBI CAMP	0	1	1
TRAILER-BYGG	1	0	1
VM TARM	1	0	1
Alls	2	1	3

Nýskráning notaðra ökutækja eftir orkugjafa

Dagsetning: 1.2.2016 - 29.2.2016



■ Bensín ■ Bensín /Raf.tengill ■ Dísel ■ Rafm.

Fólksbifreiðar

	Bensín	Bensín /Raf.ten	Dísel	Rafm.	Alls
BMW	0	0	5	0	5
CHRYSLER	1	0	0	0	1
FORD	2	0	3	0	5
GAZ	1	0	0	0	1
JAGUAR LAND ROVE	0	0	5	0	5
JEEP	1	0	1	0	2
KIA	0	0	2	0	2
LAND ROVER	0	0	4	0	4
MERCEDES - BENZ	0	0	1	0	1
MERCEDES-BENZ	2	0	1	0	3
MITSUBISHI	0	2	0	0	2
NISSAN	0	0	0	4	4
PEUGEOT	1	0	1	0	2
RENAULT	0	0	3	0	3
SKODA	0	0	15	0	15
SUZUKI	1	0	0	0	1
TOYOTA	7	0	1	0	8
VOLKSWAGEN	2	0	1	0	3
VOLVO	0	1	1	0	2
Alls	18	3	44	4	69

Hópbifreiðar

	Dísel	Alls
BOVA	1	1
IVECO BUS	1	1
MERCEDES-BENZ	12	12
SCANIA	3	3
VOLVO	1	1
Alls	18	18

Sendibifreiðar

	Dísel	Alls
FORD	15	15
LAND ROVER	1	1
MERCEDES-BENZ	6	6
OPEL	2	2
RENAULT	26	26
TOYOTA	2	2
VOLKSWAGEN	3	3
Alls	55	55

Vörubifreiðar

	Dísel	Alls
GMC	1	1
IVECO	5	5
MAN	1	1
MERCEDES-BENZ	2	2
SCANIA	4	4

	Dísel	Alls
VOLVO	4	4
Alls	17	17

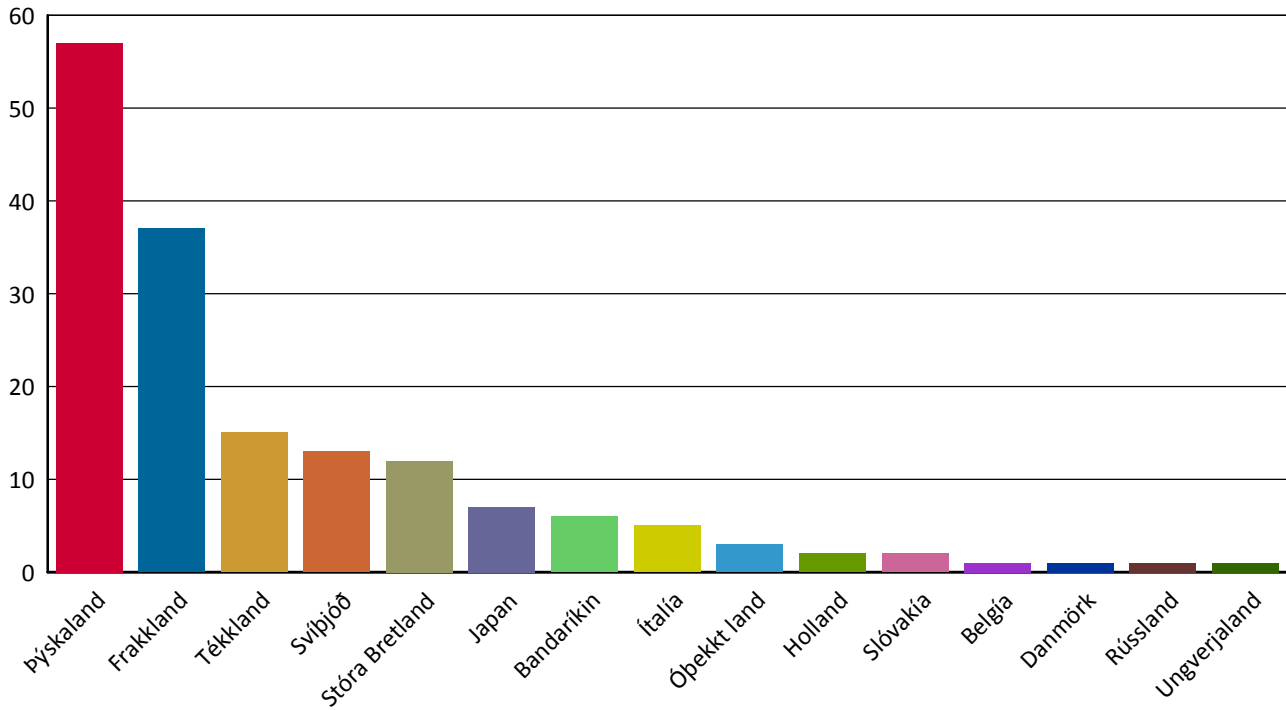
Pung bifhjól

	Bensín	Alls
HONDA	1	1
Alls	1	1

Nýskráning notaðra ökutækja eftir framleiðslulöndum

Tímabil: 1.2.2016 - 29.2.2016

Topp 20



	Fólksbifreiðar	Hópbifreiðar	Sendibifreiðar	Vörubifreiðar	Alls
Bandaríkin	5	0	0	1	6
Belgía	0	0	1	0	1
Frakkland	10	1	26	0	37
Holland	0	1	0	1	2
Ítalía	0	0	0	5	5
Japan	6	0	1	0	7
Rússland	1	0	0	0	1
Slóvakía	2	0	0	0	2
Stóra Bretland	11	0	1	0	12
Svíþjóð	2	4	0	7	13
Tékkland	15	0	0	0	15
Ungverjaland	1	0	0	0	1
Þýskaland	16	12	26	3	57
Alls	69	18	55	17	159

	Pung bifhjól	Alls
Óþekkt land	1	1
Alls	1	1

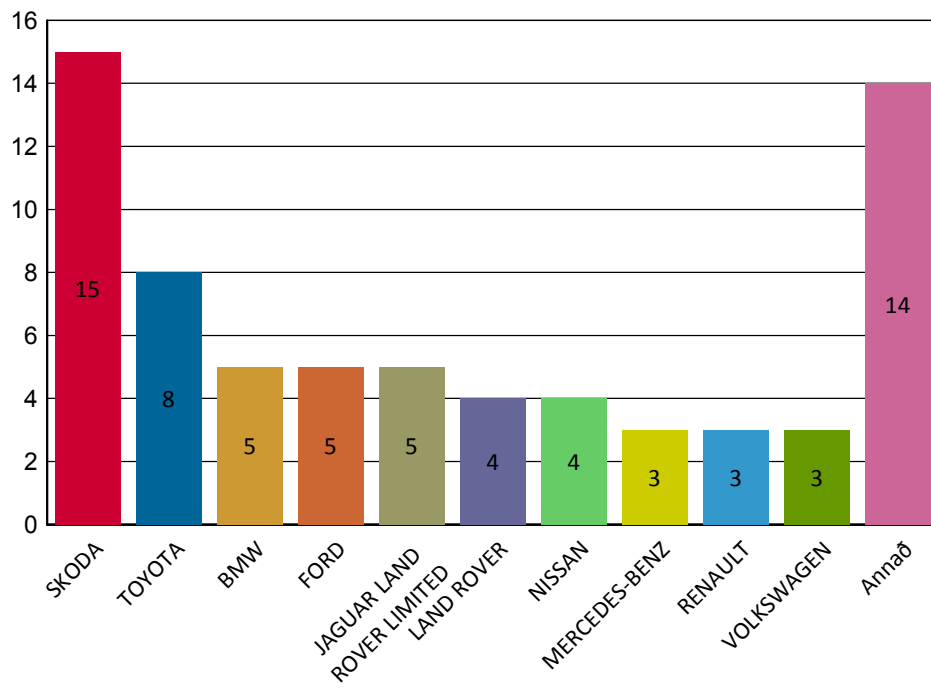
	Eftirvagnar	Ferðavagnar	Alls
Danmörk	1	0	1
Óþekkt land	1	1	2
Alls	2	1	3

Nýskráning notaðra ökutækja - Topp 10 fólksbifreiðar

Tímabil: 1.2.2016 - 29.2.2016

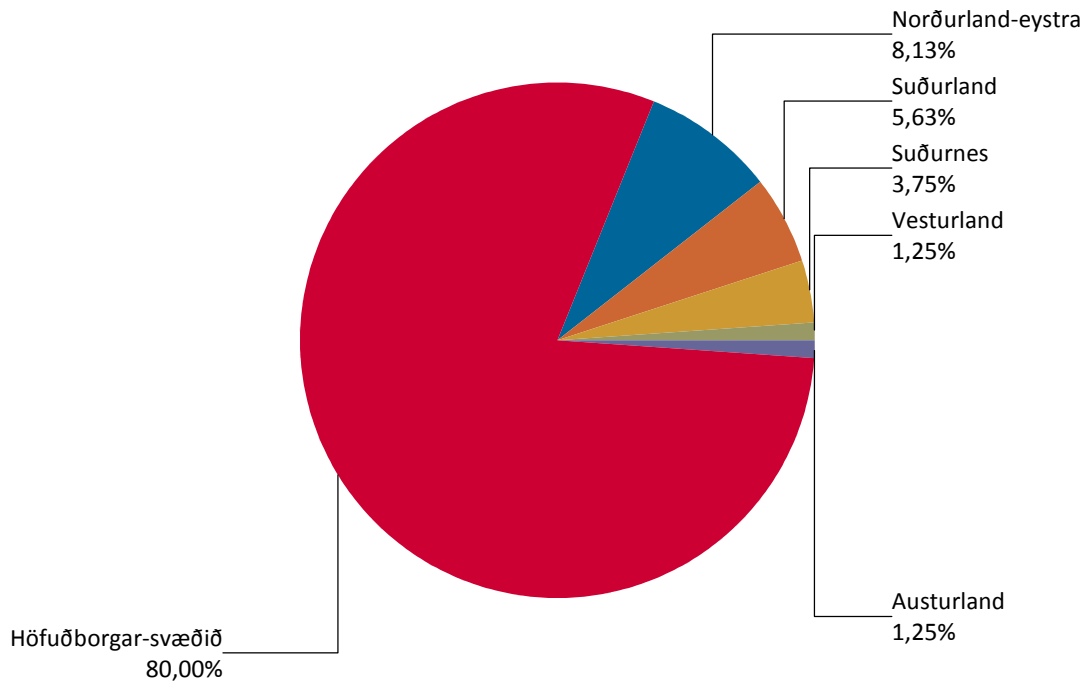
Topp 10

Fólksbifreiðar	
SKODA	15
TOYOTA	8
BMW	5
FORD	5
JAGUAR LAND ROV	5
LAND ROVER	4
NISSAN	4
MERCEDES-BENZ	3
RENAULT	3
VOLKSWAGEN	3



Nýskráning notaðra ökutækja eftir landshlutum

Dagsetning: 1.2.2016 - 29.2.2016



	Höfuðborgar-svæðið	Suðurnes	Vesturland	Norðurland-eystra	Austurland	Suðurland	Alls
Fólksbífreiðar	60	4	0	1	0	1	66
Hópbífreiðar	13	0	1	0	1	3	18
Sendibífreiðar	47	0	0	5	0	3	55
Vörubífreiðar	6	1	0	7	1	2	17
Þung bífhjól	0	0	1	0	0	0	1
Eftirvagnar	2	0	0	0	0	0	2
Ferðavagnar	0	1	0	0	0	0	1
Alls	128	6	2	13	2	9	160

	Höfuðborgar-svæðið	Suðurnes	Vesturland	Norðurland-eystra	Austurland	Suðurland	Alls
BMW	4	1	0	0	0	0	5
BOVA	0	0	0	0	0	1	1
CHRYSLER	1	0	0	0	0	0	1
COMBI CAMP	0	1	0	0	0	0	1
FORD	14	1	0	4	0	1	20
GAZ	1	0	0	0	0	0	1
GMC	0	0	0	1	0	0	1
HONDA	0	0	1	0	0	0	1
IVECO	1	0	0	4	0	0	5
IVECO BUS	1	0	0	0	0	0	1
JAGUAR LAND ROVER LI	4	1	0	0	0	0	5
JEEP	2	0	0	0	0	0	2
KIA	2	0	0	0	0	0	2
LAND ROVER	3	0	0	1	0	0	4
MAN	1	0	0	0	0	0	1
MERCEDES - BENZ	1	0	0	0	0	0	1
MERCEDES-BENZ	17	0	0	0	1	4	22
MITSUBISHI	1	0	0	0	0	0	1
NISSAN	4	0	0	0	0	0	4

Heimilt er að birta einstaka niðurstöður úr þessari skýrslu ef heimilda er getið. Ekki er heimilt að afrita skýrsluna, hvorki að hluta né í heild sinni, til dreifingar.

	Höfuðborgar -svæðið	Suðurnes	Vesturland	Norðurland- eystra	Austurland	Suðurland	Alls
OPEL	2	0	0	0	0	0	2
PEUGEOT	2	0	0	0	0	0	2
RENAULT	29	0	0	0	0	0	29
SCANIA	2	1	1	2	1	0	7
SKODA	15	0	0	0	0	0	15
SUZUKI	1	0	0	0	0	0	1
TOYOTA	7	1	0	1	0	1	10
TRAILER-BYGG	1	0	0	0	0	0	1
VM TARM	1	0	0	0	0	0	1
VOLKSWAGEN	6	0	0	0	0	0	6
VOLVO	5	0	0	0	0	2	7
Alls	128	6	2	13	2	9	160