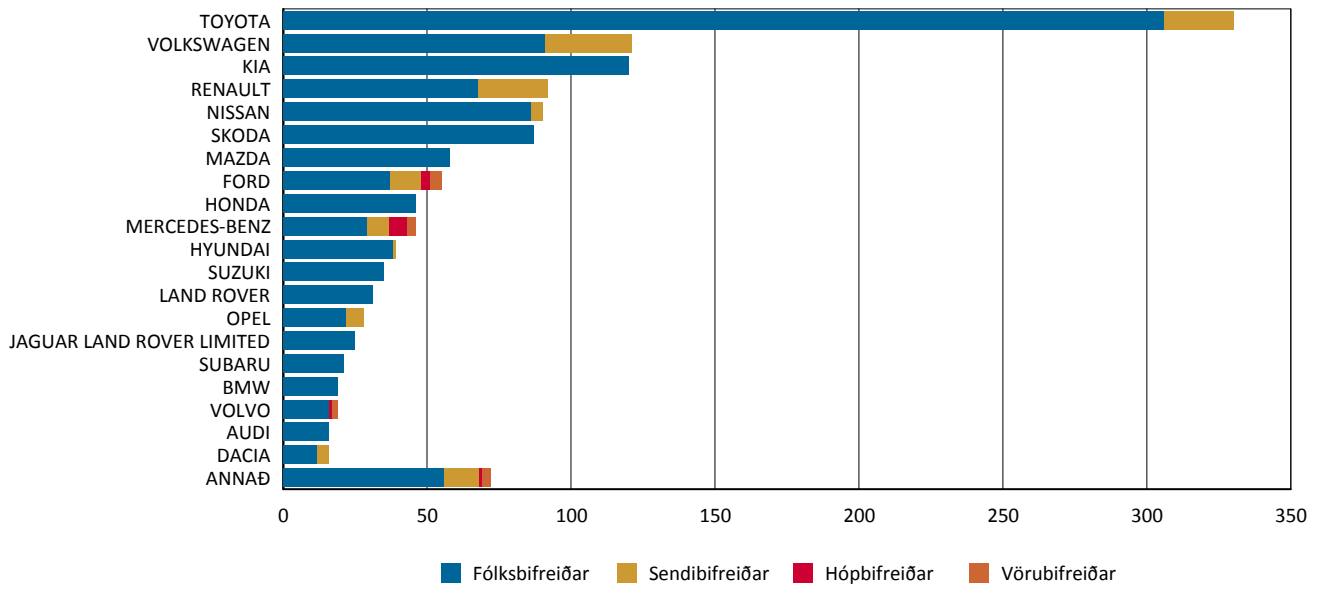


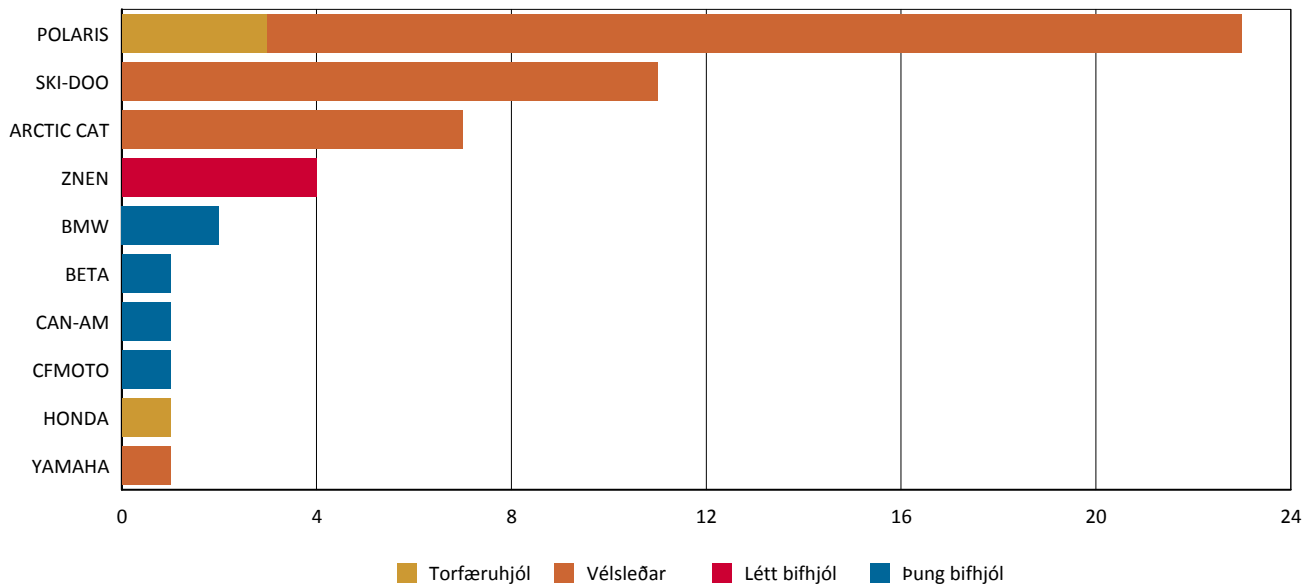
## Nýskráning nýrra ökutæki eftir tegund

Tímabil: 1.1.2016 - 31.1.2016

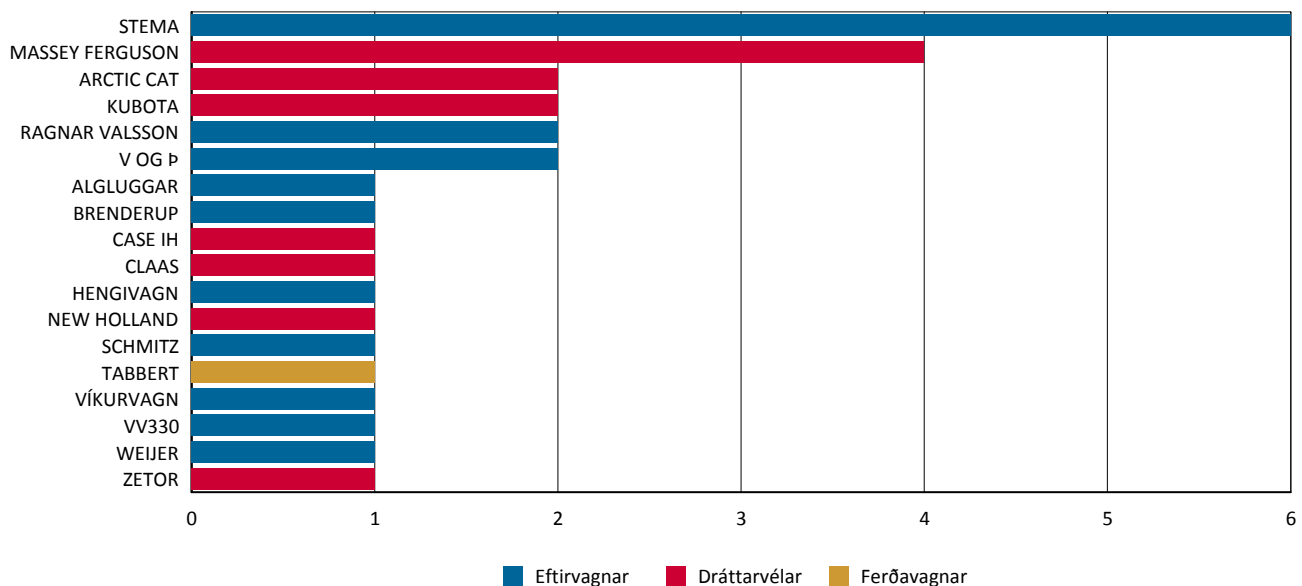
## Topp 20



## Topp 20



## Topp 20

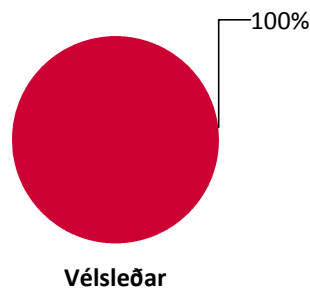
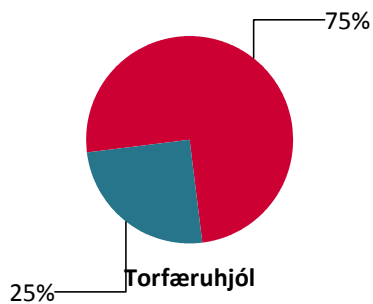
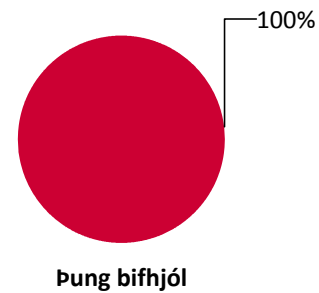
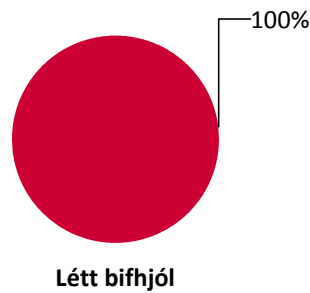
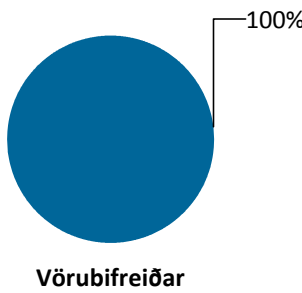
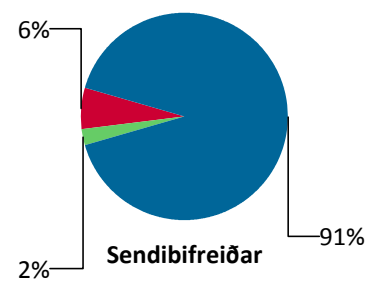
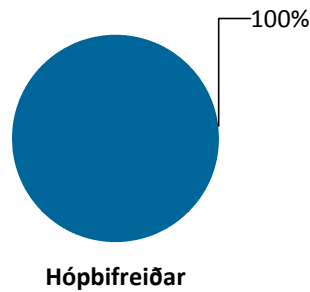
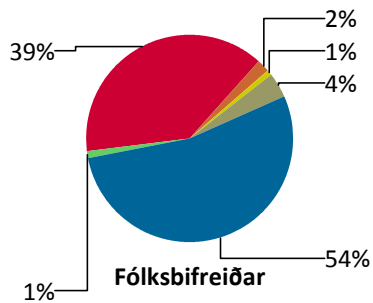
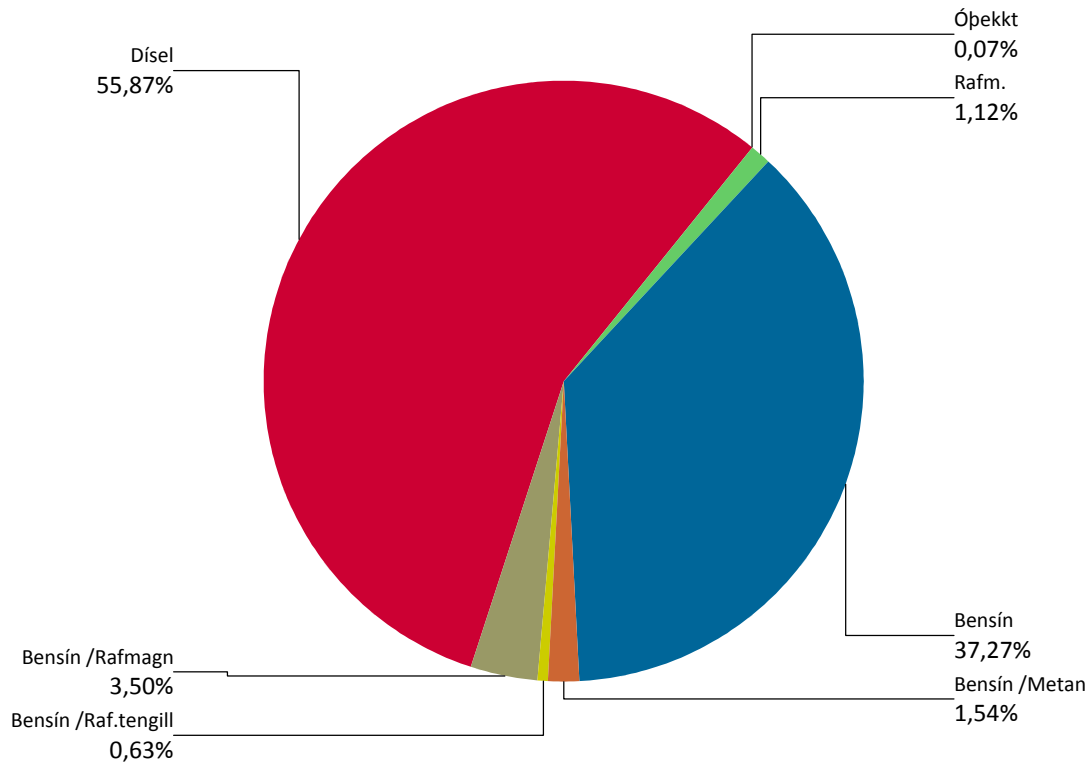


	Fólksbifreiðar	Hópbifreiðar	Sendibifreiðar	Vörubifreiðar	Alls
ARCTIC CAT	1	0	0	0	1
AUDI	16	0	0	0	16
BMW	19	0	0	0	19
CHEVROLET	12	0	2	0	14
CITROEN	4	0	6	0	10
DACIA	12	0	4	0	16
FORD	37	3	11	4	55
GMC	0	0	0	1	1
HONDA	46	0	0	0	46
HYUNDAI	38	0	1	0	39
ISUZU	0	0	3	0	3
IVECO	0	1	0	0	1
JAGUAR LAND ROVER	2	0	0	0	2
JAGUAR LAND ROVER	25	0	0	0	25
KIA	120	0	0	0	120
LAND ROVER	31	0	0	0	31
LEXUS	11	0	0	0	11
MAN	0	0	0	1	1
MAZDA	58	0	0	0	58
MERCEDES-BENZ	29	6	8	3	46
MINI	11	0	1	0	12
NISSAN	86	0	4	0	90
OPEL	22	0	6	0	28
PEUGEOT	9	0	0	0	9
PORSCHE	6	0	0	0	6
RENAULT	68	0	24	0	92
SCANIA	0	0	0	1	1
SKODA	87	0	0	0	87
SUBARU	21	0	0	0	21
SUZUKI	35	0	0	0	35
TOYOTA	306	0	24	0	330
VOLKSWAGEN	91	0	30	0	121
VOLVO	16	1	0	2	19
<b>Alls</b>	<b>1.219</b>	<b>11</b>	<b>124</b>	<b>12</b>	<b>1.366</b>
	Létt bifhjól	Þung bifhjól	Torfæruhjól	Vélsleðar	Alls
ARCTIC CAT	0	0	0	7	7
BETA	0	1	0	0	1
BMW	0	2	0	0	2
CAN-AM	0	1	0	0	1
CFMOTO	0	1	0	0	1
HONDA	0	0	1	0	1
POLARIS	0	0	3	20	23
SKI-DOO	0	0	0	11	11
YAMAHA	0	0	0	1	1
ZNEN	4	0	0	0	4
<b>Alls</b>	<b>4</b>	<b>5</b>	<b>4</b>	<b>39</b>	<b>52</b>
	Dráttarvélar	Eftirvagnar	Ferðavagnar	Alls	
ALGLUGGAR	0	1	0	1	
ARCTIC CAT	2	0	0	2	
BRENDERUP	0	1	0	1	
CASE IH	1	0	0	1	
CLAAS	1	0	0	1	
HENGIVAGN	0	1	0	1	
KUBOTA	2	0	0	2	

	Dráttarvélar	Eftirvagnar	Ferðavagnar	Alls
MASSEY FERGUSON	4	0	0	4
NEW HOLLAND	1	0	0	1
RAGNAR VALSSON	0	2	0	2
SCHMITZ	0	1	0	1
STEMA	0	6	0	6
TABBERT	0	0	1	1
V OG Þ	0	2	0	2
VÍKURVAGN	0	1	0	1
VV330	0	1	0	1
WEIJER	0	1	0	1
ZETOR	1	0	0	1
<b>Alls</b>	<b>12</b>	<b>17</b>	<b>1</b>	<b>30</b>

Nýskráning nýrra ökutækja eftir orkugjafa

Dagsetning: 1.1.2016 - 31.1.2016



Heimilt er að birta einstaka niðurstöður úr þessari skýrslu ef heimilda er getið. Ekki er heimilt að afrita skýrsluna, hvorki að hluta né í heild sinni, til dreifingar.

## Fólksbifreiðar

	Bensín	Bensín /Metan	Bensín /Raf.ten	Bensín /Rafmag	Dísel	Rafm.	Alls
ARCTIC CAT	1	0	0	0	0	0	1
AUDI	1	0	0	0	15	0	16
BMW	0	0	0	0	19	0	19
CHEVROLET	11	0	0	0	1	0	12
CITROEN	3	0	0	0	1	0	4
DACIA	0	0	0	0	12	0	12
FORD	30	0	0	0	7	0	37
HONDA	31	0	0	0	15	0	46
HYUNDAI	29	0	0	0	9	0	38
JAGUAR LAND ROVE	0	0	0	0	2	0	2
JAGUAR LAND ROVE	0	0	0	0	25	0	25
KIA	31	0	0	0	88	1	120
LAND ROVER	0	0	0	0	31	0	31
LEXUS	0	0	0	11	0	0	11
MAZDA	50	0	0	0	8	0	58
MERCEDES-BENZ	3	0	0	0	26	0	29
MINI	0	0	0	0	0	0	0
NISSAN	25	0	0	0	54	7	86
OPEL	10	0	0	0	12	0	22
PEUGEOT	1	0	0	0	8	0	9
PORSCHE	0	0	4	0	2	0	6
RENAULT	3	0	0	0	65	0	68
SKODA	8	5	0	0	74	0	87
SUBARU	16	0	0	0	5	0	21
SUZUKI	33	0	0	0	2	0	35
TOYOTA	139	0	0	39	128	0	306
VOLKSWAGEN	39	17	5	0	25	5	91
VOLVO	0	0	0	0	16	0	16
<b>Alls</b>	<b>472</b>	<b>22</b>	<b>9</b>	<b>50</b>	<b>653</b>	<b>13</b>	<b>1.219</b>

## Hópbifreiðar

	Dísel	Alls
FORD	3	3
IVECO	1	1
MERCEDES-BENZ	6	6
VOLVO	1	1
<b>Alls</b>	<b>11</b>	<b>11</b>

## Sendibifreiðar

	Bensín	Dísel	Rafm.	Alls
CHEVROLET	2	0	0	2
CITROEN	0	6	0	6
DACIA	0	4	0	4
FORD	2	9	0	11
HYUNDAI	0	1	0	1
ISUZU	0	3	0	3
MERCEDES-BENZ	0	8	0	8
MINI	0	0	0	0
NISSAN	0	2	2	4

	Bensín	Dísel	Rafm.	Alls
OPEL	0	6	0	6
RENAULT	0	23	1	24
TOYOTA	1	23	0	24
VOLKSWAGEN	3	27	0	30
<b>Alls</b>	<b>8</b>	<b>113</b>	<b>3</b>	<b>124</b>

### Vörubifreiðar

	Dísel	Alls
FORD	4	4
GMC	1	1
MAN	1	1
MERCEDES-BENZ	3	3
SCANIA	1	1
VOLVO	2	2
<b>Alls</b>	<b>12</b>	<b>12</b>

### Létt bifhjól

	Bensín	Alls
ZNEN	4	4
<b>Alls</b>	<b>4</b>	<b>4</b>

### Pung bifhjól

	Bensín	Alls
BETA	1	1
BMW	2	2
CAN-AM	1	1
CFMOTO	1	1
<b>Alls</b>	<b>5</b>	<b>5</b>

### Torfæruhjól

	Bensín	Óþekkt	Alls
HONDA	0	1	1
POLARIS	3	0	3
<b>Alls</b>	<b>3</b>	<b>1</b>	<b>4</b>

### Vélsleðar

	Bensín	Alls
ARCTIC CAT	7	7
POLARIS	20	20
SKI-DOO	11	11
YAMAHA	1	1
<b>Alls</b>	<b>39</b>	<b>39</b>

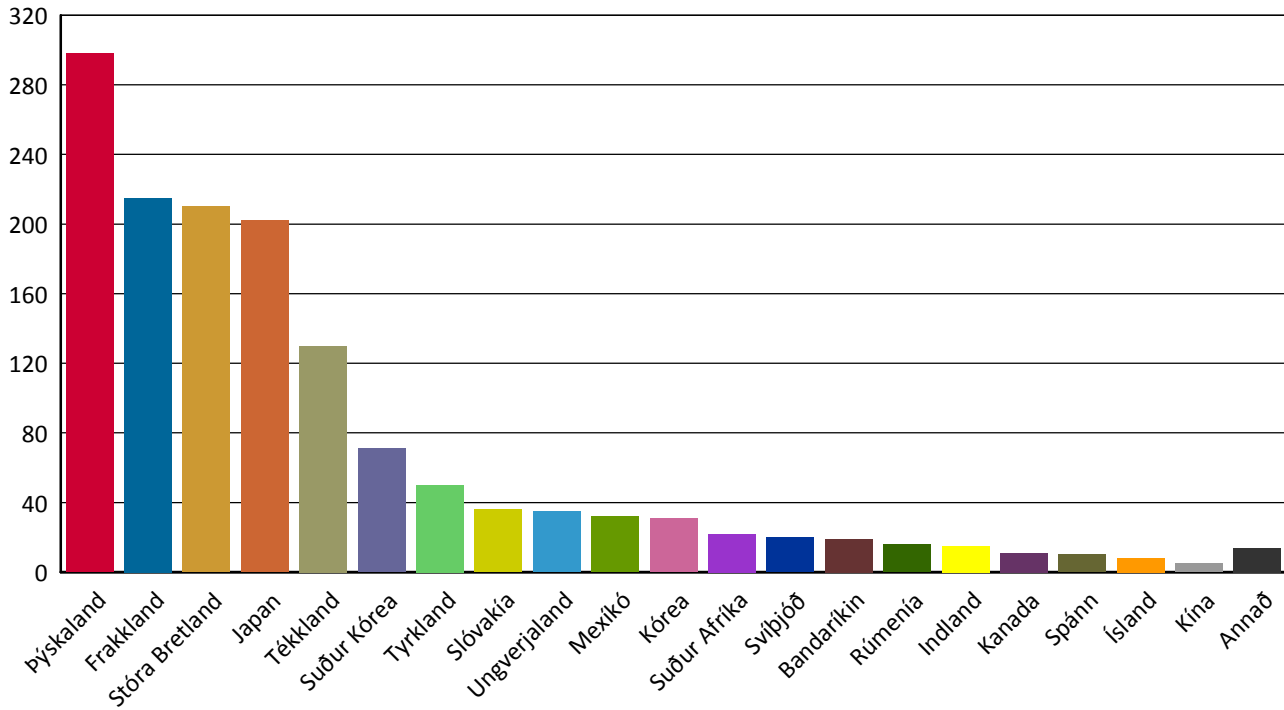
**Dráttarvélar**

	Bensín	Dísel	Alls
ARCTIC CAT	2	0	2
CASE IH	0	1	1
CLAAS	0	1	1
KUBOTA	0	2	2
MASSEY FERGUSON	0	4	4
NEW HOLLAND	0	1	1
ZETOR	0	1	1
<b>Alls</b>	<b>2</b>	<b>10</b>	<b>12</b>

## Nýskráning nýrra ökutækja eftir framleiðslulöndum

Tímabil: 1.1.2016 - 31.1.2016

## Topp 20



	Fólksbifreiðar	Hópbifreiðar	Sendibifreiðar	Vörubifreiðar	Alls
Bandaríkin	2	0	0	5	7
Belgía	0	0	1	0	1
Frakkland	179	1	30	0	210
Indland	15	0	0	0	15
Japan	200	0	0	0	200
Kórea	29	0	2	0	31
Mexikó	31	0	0	0	31
Rúmenía	12	0	4	0	16
Slóvakía	36	0	0	0	36
Spánn	6	0	4	0	10
Stóra Bretland	189	0	0	0	189
Suður Afríka	0	0	22	0	22
Suður Kórea	70	0	1	0	71
Sviss	1	0	0	0	1
Svíþjóð	16	1	0	3	20
Tailand	0	0	4	0	4
Tékkland	128	0	1	0	129
Tyrkland	50	0	0	0	50
Ungverjaland	35	0	0	0	35
Þýskaland	220	9	55	4	288
<b>Alls</b>	<b>1.219</b>	<b>11</b>	<b>124</b>	<b>12</b>	<b>1.366</b>
	Létt bifhjól	Þung bifhjól	Torfæruhjól	Vélsleðar	Alls
Bandaríkin	0	0	4	8	12
Ítalía	0	1	0	0	1
Kanada	0	0	0	11	11
Kína	4	1	0	0	5
Mexikó	0	1	0	0	1
Stóra Bretland	0	0	0	20	20
Þýskaland	0	2	0	0	2
<b>Alls</b>	<b>4</b>	<b>5</b>	<b>4</b>	<b>39</b>	<b>52</b>

Heimilt er að birta einstaka niðurstöður úr þessari skýrslu ef heimilda er getið. Ekki er heimilt að afrita skýrsluna, hvorki að hluta né í heild sinni, til dreifingar.



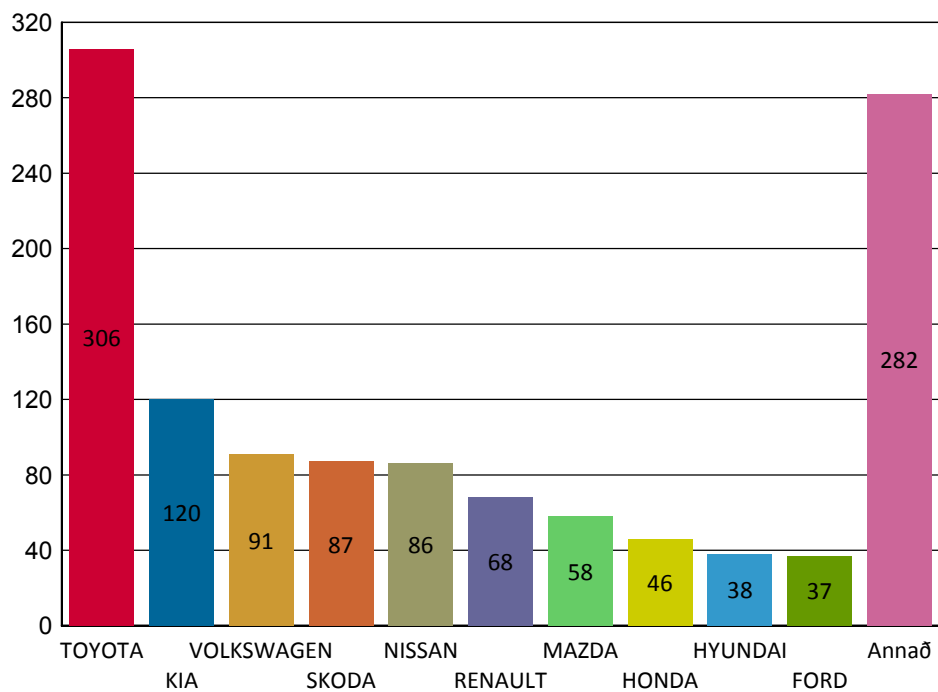
	Dráttarvélar	Eftirvagnar	Ferðavagnar	Alls
Austurríki	2	0	0	2
Danmörk	0	1	0	1
Frakkland	5	0	0	5
Holland	1	1	0	2
Ísland	0	8	0	8
Japan	2	0	0	2
Stóra Bretland	1	0	0	1
Tékkland	1	0	0	1
Þýskaland	0	7	1	8
<b>Alls</b>	<b>12</b>	<b>17</b>	<b>1</b>	<b>30</b>

## Nýskráning nýrra ökutækja - Topp 10 fólksbifreiðar

Tímabil: 1.1.2016 - 31.1.2016

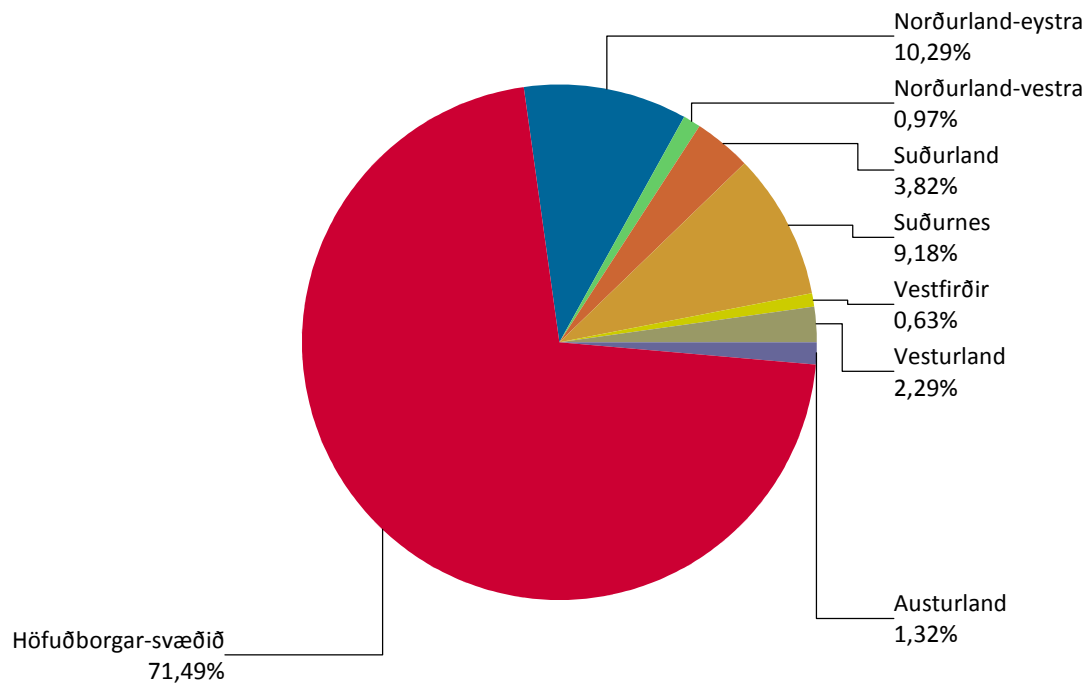
## Topp 10

Fólksbifreiðar	
TOYOTA	306
KIA	120
VOLKSWAGEN	91
SKODA	87
NISSAN	86
RENAULT	68
MAZDA	58
HONDA	46
HYUNDAI	38
FORD	37



## Nýskráning nýrra ökutækja eftir landshlutum

Dagsetning: 1.1.2016 - 31.1.2016



	Höfuðborgar-svæðið	Suðurnes	Vesturland	Vestfirðir	Norðurland-vestra	Norðurland-eystra	Austurland	Suðurland	Alls
Fólksbifreiðar	883	108	27	4	6	131	14	41	1.214
Hópbifreiðar	8	1	0	0	0	0	1	0	10
Sendibifreiðar	86	16	2	1	0	7	2	5	119
Vörubifreiðar	9	0	1	0	1	0	0	1	12
Létt bifhjól	0	4	0	0	0	0	0	0	4
Þung bifhjól	2	1	0	0	2	0	0	0	5
Torfæruhjól	0	0	1	0	2	1	0	0	4
Vélsleðar	25	1	1	4	0	5	1	1	38
Dráttarvélar	3	0	0	0	2	2	1	4	12
Eftirvagnar	11	1	1	0	0	1	0	3	17
Ferðavagnar	1	0	0	0	0	0	0	0	1
<b>Alls</b>	<b>1.028</b>	<b>132</b>	<b>33</b>	<b>9</b>	<b>13</b>	<b>147</b>	<b>19</b>	<b>55</b>	<b>1.436</b>

	Höfuðborgar-svæðið	Suðurnes	Vesturland	Vestfirðir	Norðurland-vestra	Norðurland-eystra	Austurland	Suðurland	Alls
ALGLUGGAR	1	0	0	0	0	0	0	0	1
ARCTIC CAT	1	0	0	2	0	5	1	1	10
AUDI	10	0	0	0	0	4	0	2	16
BETA	1	0	0	0	0	0	0	0	1
BMW	15	0	0	0	2	3	1	0	21
BRENDERUP	1	0	0	0	0	0	0	0	1
CAN-AM	0	1	0	0	0	0	0	0	1
CASE IH	0	0	0	0	1	0	0	0	1
CFMOTO	1	0	0	0	0	0	0	0	1
CHEVROLET	12	0	1	0	0	1	0	0	14
CITROEN	6	0	0	0	0	1	1	2	10
CLAAS	0	0	0	0	0	1	0	0	1
DACIA	6	8	1	0	0	0	0	0	15
FORD	50	0	1	0	1	0	1	1	54
GMC	1	0	0	0	0	0	0	0	1

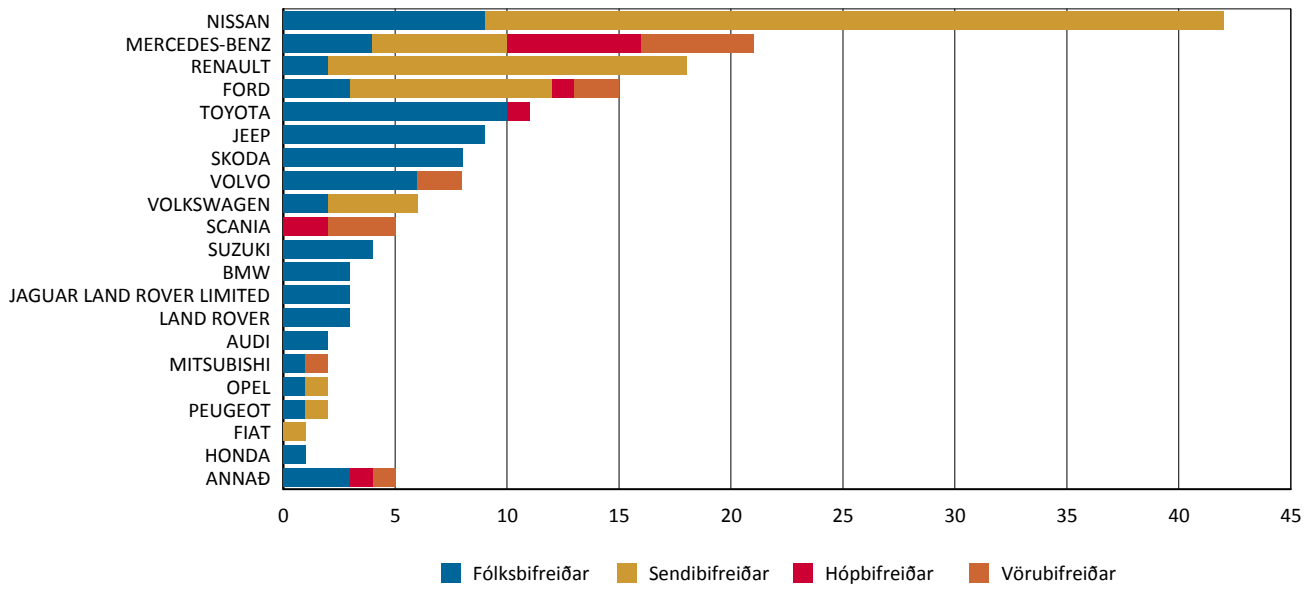
Heimilt er að birta einstaka niðurstöður úr þessari skýrslu ef heimilda er getið. Ekki er heimilt að afrita skýrsluna, hvorki að hluta né í heild sinni, til dreifingar.

	Höfuðborgar -svæðið	Suðurnes	Vesturland	Vestfirðir	Norðurland- vestra	Norðurland- eystra	Austurland	Suðurland	Alls
HENGIVAGN	1	0	0	0	0	0	0	0	1
HONDA	33	10	2	0	0	1	1	0	47
HYUNDAI	24	2	1	0	0	10	1	1	39
ISUZU	1	0	0	1	0	0	1	0	3
JAGUAR LAND ROVER	1	0	0	0	0	1	0	0	2
JAGUAR LAND ROVER LI	15	1	0	0	0	9	0	0	25
KIA	97	6	2	0	0	10	3	1	119
KUBOTA	1	0	0	0	0	0	0	1	2
LAND ROVER	19	0	2	0	0	8	0	1	30
LEXUS	9	1	0	0	0	1	0	0	11
MAN	1	0	0	0	0	0	0	0	1
MASSEY FERGUSON	1	0	0	0	1	0	1	1	4
MAZDA	51	4	1	0	1	1	0	0	58
MERCEDES-BENZ	38	4	1	1	0	0	1	1	46
MITSUBISHI	11	0	1	0	0	0	0	0	12
NEW HOLLAND	1	0	0	0	0	0	0	0	1
NISSAN	59	13	1	0	0	10	0	5	88
OPEL	20	4	1	1	0	1	0	1	28
PEUGEOT	5	2	1	0	0	0	1	0	9
POLARIS	14	1	2	1	2	1	0	1	22
PORSCHE	6	0	0	0	0	0	0	0	6
RAGNAR VALSSON	0	0	0	0	0	0	0	2	2
RENAULT	61	23	4	0	0	2	0	2	92
SCANIA	0	0	1	0	0	0	0	0	1
SCHMITZ	1	0	0	0	0	0	0	0	1
SKI-DOO	10	0	0	0	0	1	0	0	11
SKODA	78	2	2	1	0	1	1	2	87
STEMA	4	1	1	0	0	0	0	0	6
SUBARU	14	2	1	0	2	1	1	0	21
SUZUKI	30	0	2	0	2	1	0	0	35
TABBERT	1	0	0	0	0	0	0	0	1
TOYOTA	190	41	3	1	1	65	3	25	329
V OG P	0	0	0	0	0	1	0	1	2
VALTRA	0	0	0	0	1	1	0	0	2
VÍKURVAGN	1	0	0	0	0	0	0	0	1
VOLKSWAGEN	108	2	1	0	0	3	1	3	118
VOLVO	15	0	0	0	0	4	0	0	19
VV330	1	0	0	0	0	0	0	0	1
WEIJER	1	0	0	0	0	0	0	0	1
YAMAHA	0	0	0	1	0	0	0	0	1
ZETOR	0	0	0	0	0	0	0	1	1
ZNEN	0	4	0	0	0	0	0	0	4
<b>Alls</b>	<b>1.028</b>	<b>132</b>	<b>33</b>	<b>9</b>	<b>14</b>	<b>148</b>	<b>19</b>	<b>55</b>	<b>1.438</b>

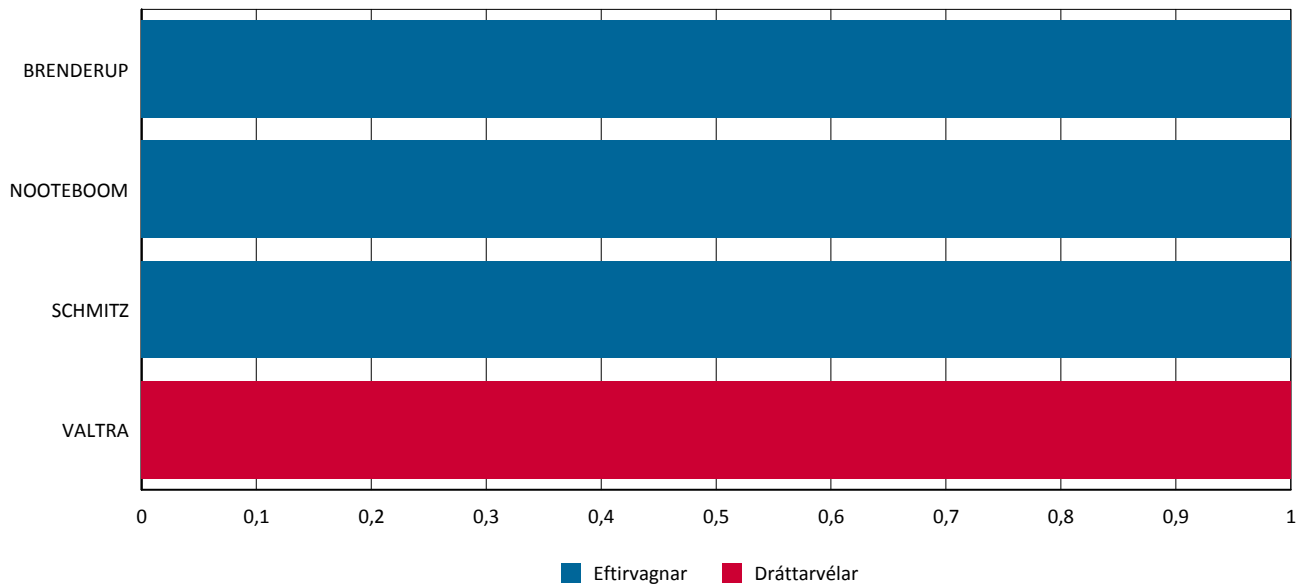
## Nýskráning notaðra ökutæki eftir tegund

Tímabil: 1.1.2016 - 31.1.2016

## Topp 20



## Topp 20



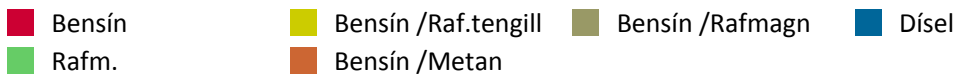
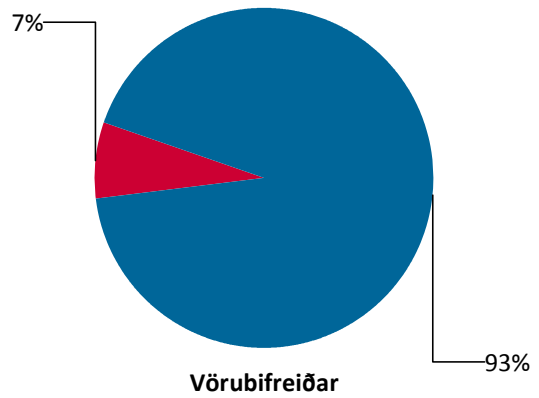
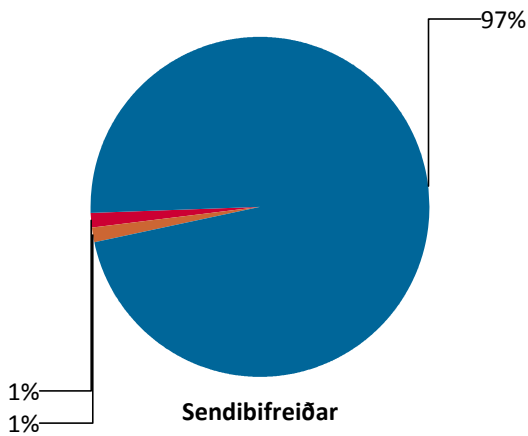
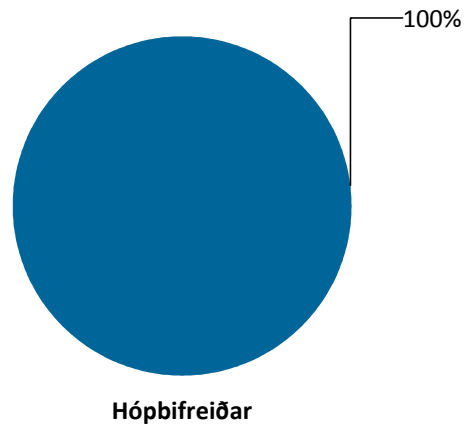
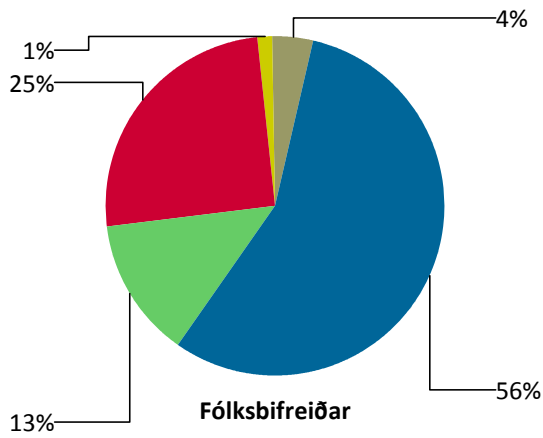
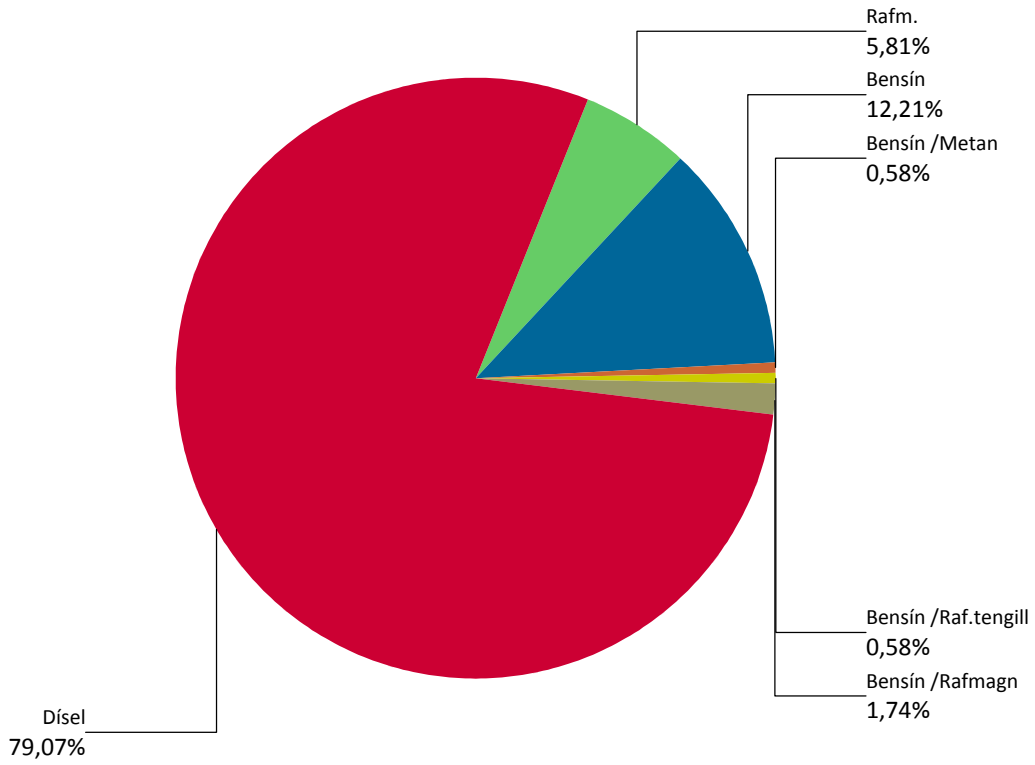
	Fólksbifreiðar	Hópbifreiðar	Sendibifreiðar	Vörubifreiðar	Alls
AUDI	2	0	0	0	2
BMW	3	0	0	0	3
FIAT	0	0	1	0	1
FORD	3	1	9	2	15
HONDA	1	0	0	0	1
JAGUAR LAND ROVER	3	0	0	0	3
JEEP	9	0	0	0	9
KIA	1	0	0	0	1
LAND ROVER	3	0	0	0	3
MERCEDES - BENZ	0	0	0	1	1
MERCEDES-BENZ	4	6	6	5	21
MINI	1	0	0	0	1
MITSUBISHI	1	0	0	1	2
NISSAN	9	0	33	0	42
OPEL	1	0	1	0	2
PEUGEOT	1	0	1	0	2

	Fólksbífreiddar	Hópbífreiddar	Sendibífreiddar	Vörubífreiddar	Alls
RENAULT	2	0	16	0	18
SCANIA	0	2	0	3	5
SKODA	8	0	0	0	8
SUZUKI	4	0	0	0	4
TESLA MOTORS	1	0	0	0	1
TOYOTA	10	1	0	0	11
VDL	0	1	0	0	1
VOLKSWAGEN	2	0	4	0	6
VOLVO	6	0	0	2	8
<b>Alls</b>	<b>75</b>	<b>11</b>	<b>71</b>	<b>14</b>	<b>171</b>

	Dráttarvélar	Eftirvagnar	Alls
BRENDERUP	0	1	1
NOOTEBOOM	0	1	1
SCHMITZ	0	1	1
VALTRA	1	0	1
<b>Alls</b>	<b>1</b>	<b>3</b>	<b>4</b>

Nýskráning notaðra ökutækja eftir orkugjafa

Dagsetning: 1.1.2016 - 31.1.2016



**Fólksbifreiðar**

	Bensín	Bensín /Raf.ten	Bensín /Rafmag	Dísel	Rafm.	Alls
AUDI	0	0	0	2	0	2
BMW	0	0	0	3	0	3
FORD	2	0	0	1	0	3
HONDA	0	0	0	1	0	1
JAGUAR LAND ROVE	0	0	0	3	0	3
JEEP	0	0	0	9	0	9
KIA	0	0	0	1	0	1
LAND ROVER	0	0	0	3	0	3
MERCEDES-BENZ	1	0	0	3	0	4
MINI	1	0	0	0	0	1
MITSUBISHI	0	0	1	0	0	1
NISSAN	0	0	0	0	9	9
OPEL	0	0	0	1	0	1
PEUGEOT	0	0	0	1	0	1
RENAULT	0	0	0	2	0	2
SKODA	3	0	0	5	0	8
SUZUKI	4	0	0	0	0	4
TESLA MOTORS	0	0	0	0	1	1
TOYOTA	5	1	2	2	0	10
VOLKSWAGEN	1	0	0	1	0	2
VOLVO	2	0	0	4	0	6
<b>Alls</b>	<b>19</b>	<b>1</b>	<b>3</b>	<b>42</b>	<b>10</b>	<b>75</b>

**Hópbifreiðar**

	Dísel	Alls
FORD	1	1
MERCEDES-BENZ	6	6
SCANIA	2	2
TOYOTA	1	1
VDL	1	1
<b>Alls</b>	<b>11</b>	<b>11</b>

**Sendibifreiðar**

	Bensín	Bensín /Metan	Dísel	Alls
FIAT	0	0	1	1
FORD	1	0	8	9
MERCEDES-BENZ	0	0	6	6
NISSAN	0	0	33	33
OPEL	0	0	1	1
PEUGEOT	0	0	1	1
RENAULT	0	0	16	16
VOLKSWAGEN	0	1	3	4
<b>Alls</b>	<b>1</b>	<b>1</b>	<b>69</b>	<b>71</b>

**Vörubifreiðar**

	Bensín	Dísel	Alls
FORD	1	1	2
MERCEDES - BENZ	0	1	1



	Bensín	Dísel	Alls
MERCEDES-BENZ	0	5	5
MITSUBISHI	0	1	1
SCANIA	0	3	3
VOLVO	0	2	2
Alls	1	13	14

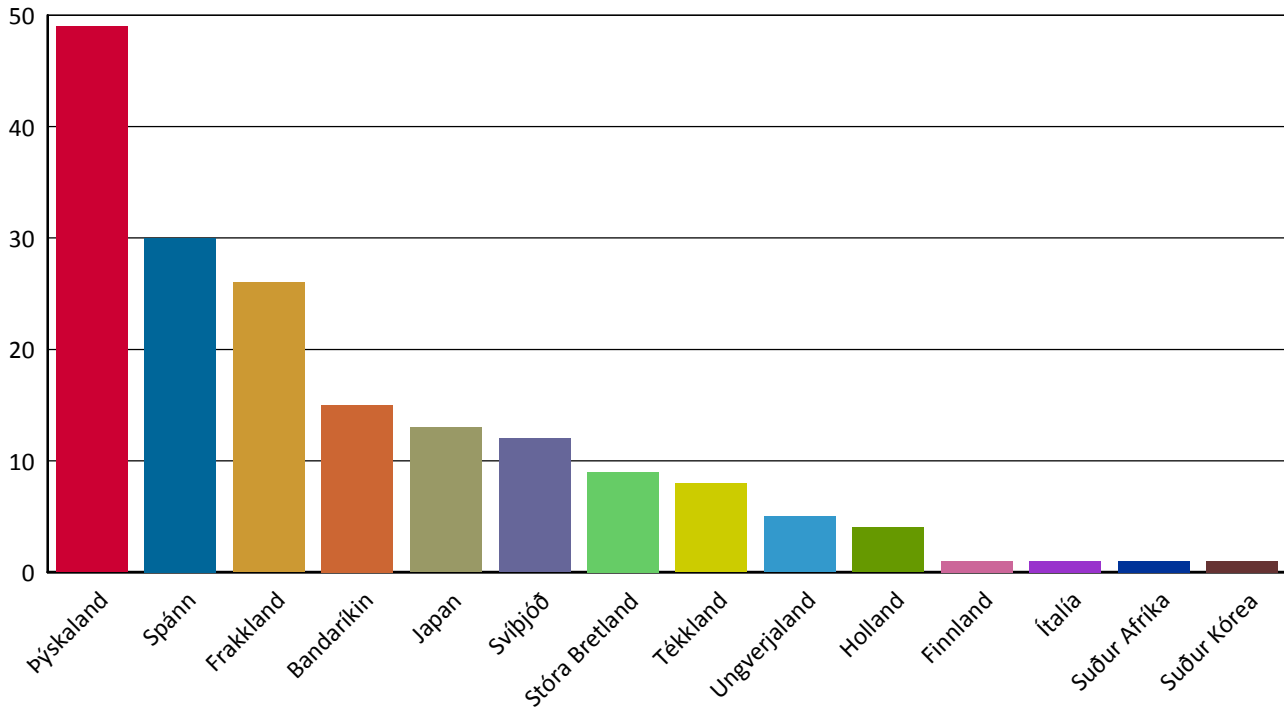
### Dráttarvélar

	Dísel	Alls
VALTRA	1	1
Alls	1	1

## Nýskráning notaðra ökutækja eftir framleiðslulöndum

Tímabil: 1.1.2016 - 31.1.2016

## Topp 20



	Fólksbifreiðar	Hópbifreiðar	Sendibifreiðar	Vörubifreiðar	Alls
Bandaríkin	12	0	1	2	15
Frakkland	9	0	17	0	26
Holland	0	1	0	2	3
Ítalía	0	0	1	0	1
Japan	12	1	0	0	13
Spánn	0	0	30	0	30
Stóra Bretland	9	0	0	0	9
Suður Afríka	0	0	1	0	1
Suður Kórea	1	0	0	0	1
Svíþjóð	6	2	0	3	11
Tékkland	8	0	0	0	8
Ungverjaland	4	0	0	1	5
Þýskaland	14	7	21	6	48
<b>Alls</b>	<b>75</b>	<b>11</b>	<b>71</b>	<b>14</b>	<b>171</b>

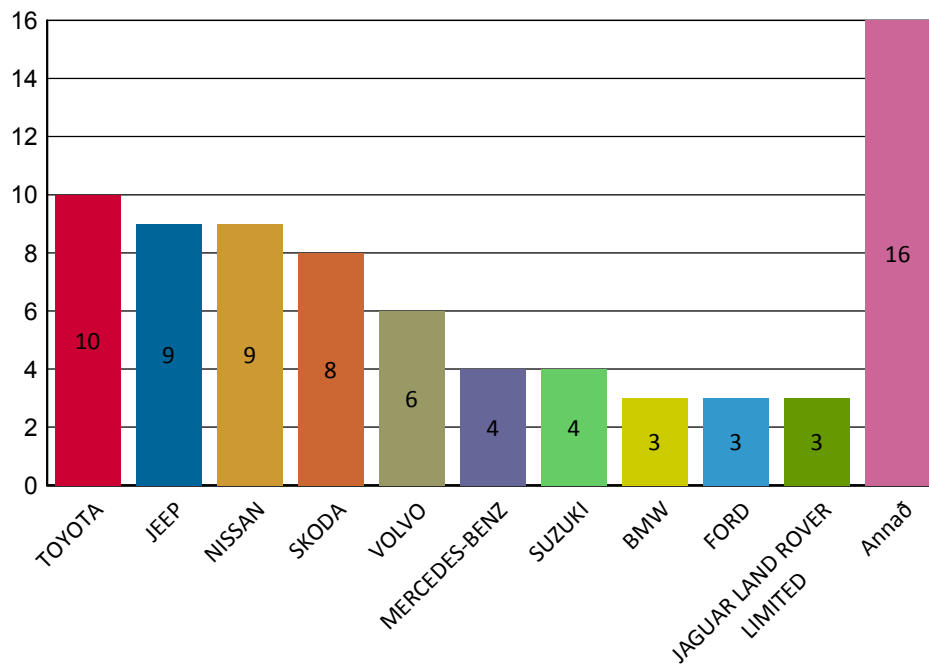
	Dráttarvélar	Eftirvagnar	Alls
Finnland	1	0	1
Holland	0	1	1
Svíþjóð	0	1	1
Þýskaland	0	1	1
<b>Alls</b>	<b>1</b>	<b>3</b>	<b>4</b>

## Nýskráning notaðra ökutækja - Topp 10 fólksbifreiðar

Tímabil: 1.1.2016 - 31.1.2016

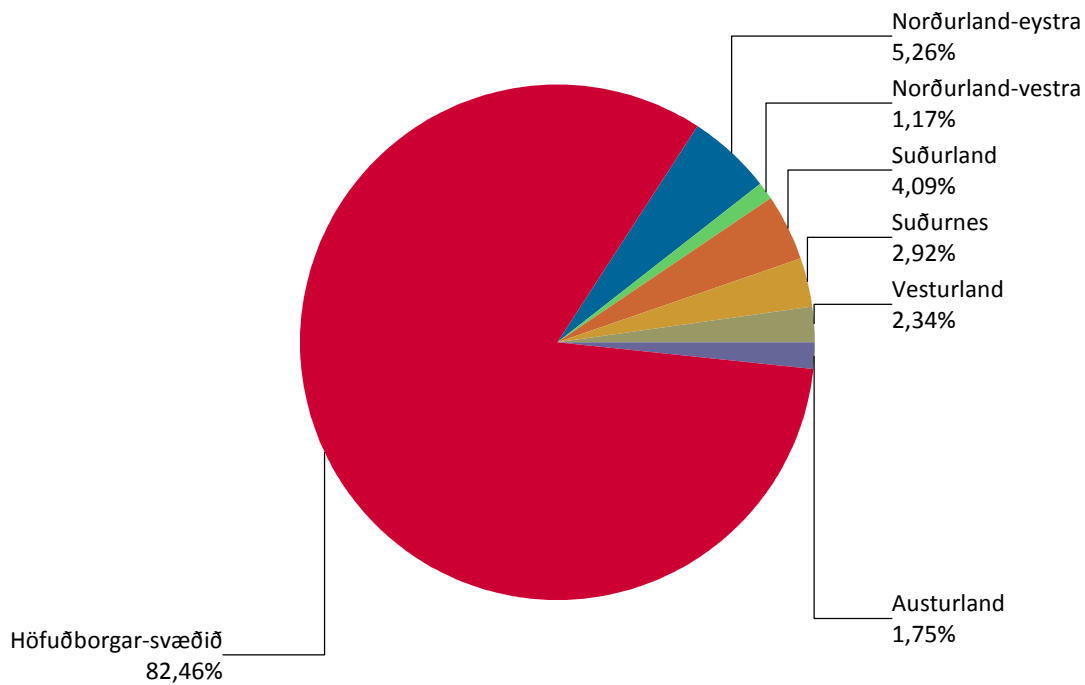
## Topp 10

Fólksbifreiðar	
TOYOTA	10
JEEP	9
NISSAN	9
SKODA	8
VOLVO	6
MERCEDES-BENZ	4
SUZUKI	4
BMW	3
FORD	3
JAGUAR LAND ROV	3



## Nýskráning notaðra ökutækja eftir landshlutum

Dagsetning: 1.1.2016 - 31.1.2016



	Höfuðborgar-svæðið	Suðurnes	Vesturland	Norðurland-vestra	Norðurland-eystra	Austurland	Suðurland	Alls
Fólksbífreiðar	60	2	1	1	2	3	3	72
Hópbífreiðar	8	0	2	0	1	0	0	11
Sendibífreiðar	61	1	1	1	5	0	1	70
Vörubífreiðar	9	2	0	0	1	0	2	14
Dráttarvélar	0	0	0	0	0	0	1	1
Eftirvagnar	3	0	0	0	0	0	0	3
<b>Alls</b>	<b>141</b>	<b>5</b>	<b>4</b>	<b>2</b>	<b>9</b>	<b>3</b>	<b>7</b>	<b>171</b>

	Höfuðborgar-svæðið	Suðurnes	Vesturland	Norðurland-vestra	Norðurland-eystra	Austurland	Suðurland	Alls
AUDI	2	0	0	0	0	0	0	2
BMW	3	0	0	0	0	0	0	3
BRENDERUP	1	0	0	0	0	0	0	1
FORD	8	1	0	0	5	0	1	15
HONDA	1	0	0	0	0	0	0	1
JAGUAR LAND ROVER LI	3	0	0	0	0	0	0	3
JEEP	8	0	0	0	1	0	0	9
KIA	0	0	0	0	1	0	0	1
LAND ROVER	2	0	0	0	0	0	0	2
MERCEDES - BENZ	0	0	0	0	0	0	1	1
MERCEDES-BENZ	15	1	2	0	0	0	2	20
MINI	0	0	0	0	0	0	1	1
MITSUBISHI	1	0	0	0	0	1	0	2
NISSAN	39	0	1	1	0	1	0	42
NOOTEBOOM	1	0	0	0	0	0	0	1
OPEL	0	0	0	0	0	0	1	1
PEUGEOT	2	0	0	0	0	0	0	2
RENAULT	18	0	0	0	0	0	0	18
SCANIA	4	1	0	0	0	0	0	5
SCHMITZ	1	0	0	0	0	0	0	1

Heimilt er að birta einstaka niðurstöður úr þessari skýrslu ef heimilda er getið. Ekki er heimilt að afrita skýrsluna, hvorki að hluta né í heild sinni, til dreifingar.

	Höfuðborgar -svæðið	Suðurnes	Vesturland	Norðurland- vestra	Norðurland- eystra	Austurland	Suðurland	Alls
SKODA	8	0	0	0	0	0	0	8
SUZUKI	4	0	0	0	0	0	0	4
TESLA MOTORS	1	0	0	0	0	0	0	1
TOYOTA	9	1	1	0	0	0	0	11
VALTRA	0	0	0	0	0	0	1	1
VDL	0	0	0	0	1	0	0	1
VOLKSWAGEN	6	0	0	0	0	0	0	6
VOLVO	4	1	0	1	1	1	0	8
<b>Alls</b>	<b>141</b>	<b>5</b>	<b>4</b>	<b>2</b>	<b>9</b>	<b>3</b>	<b>7</b>	<b>171</b>