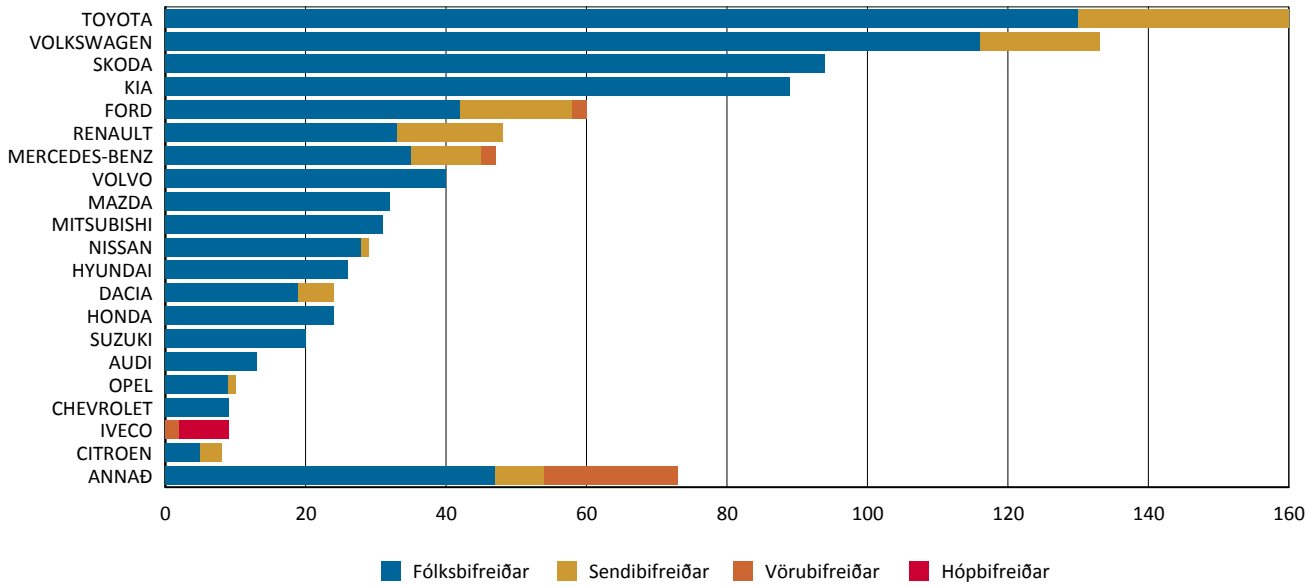


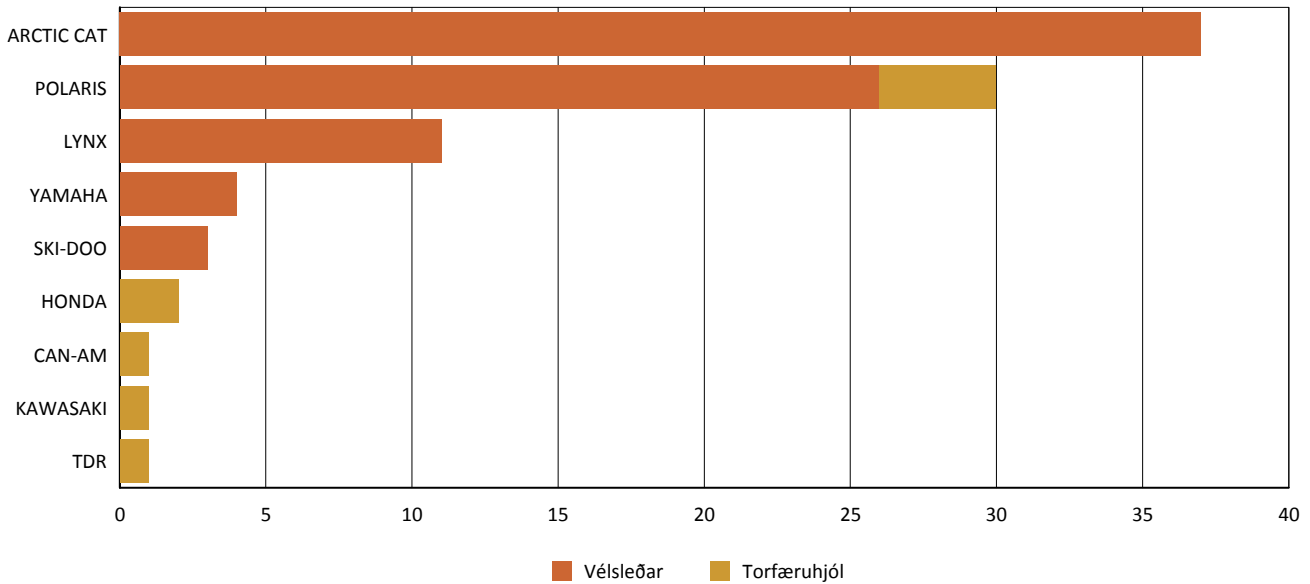
Nýskráning nýrra ökutæki eftir tegund

Tímabil: 1.12.2015 - 31.12.2015

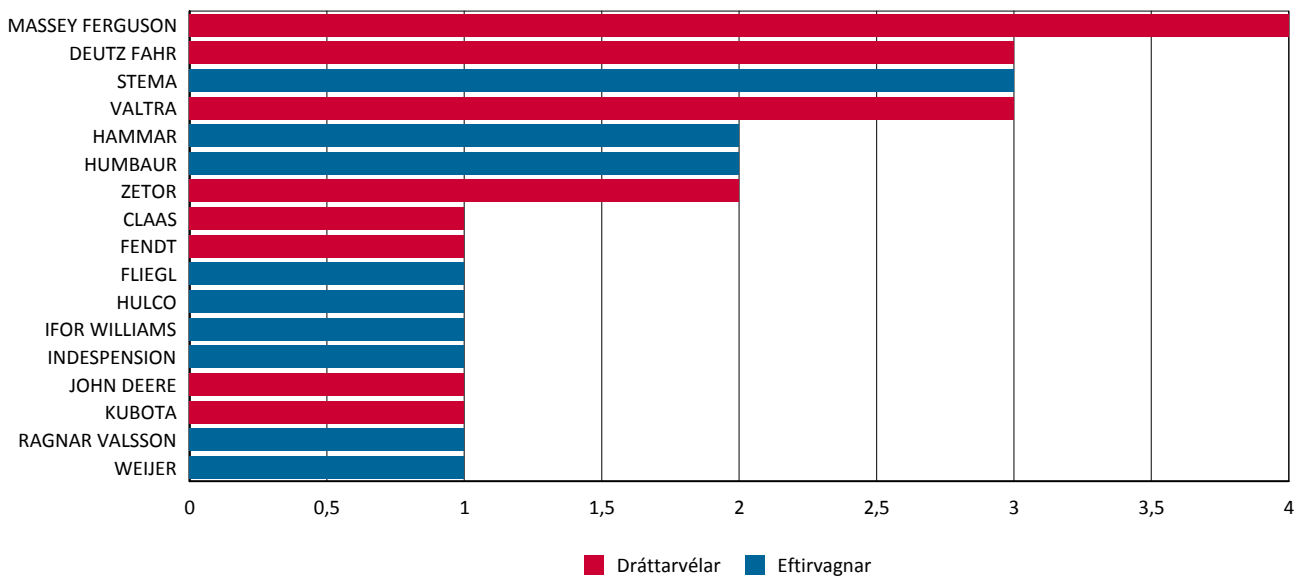
Topp 20



Topp 20



Topp 20



	Fólksbifreiðar	Hópbifreiðar	Sendibifreiðar	Vörubifreiðar	Alls
ARCTIC CAT	2	0	0	0	2
AUDI	13	0	0	0	13
BMW	7	0	0	0	7
CHEVROLET	9	0	0	0	9
CITROEN	5	0	3	0	8
DACIA	19	0	5	0	24
DODGE	0	0	0	6	6
FIAT	1	0	0	0	1
FORD	42	0	16	2	60
GMC	0	0	0	1	1
HONDA	24	0	0	0	24
HYUNDAI	26	0	0	0	26
ISUZU	0	0	7	1	8
IVECO	0	7	0	2	9
JAGUAR LAND ROVER	3	0	0	0	3
JAGUAR LAND ROVER	7	0	0	0	7
KIA	89	0	0	0	89
LAND ROVER	1	0	0	0	1
LEXUS	4	0	0	0	4
MAN	0	0	0	3	3
MAZDA	32	0	0	0	32
MERCEDES-BENZ	35	0	10	2	47
MINI	0	0	0	0	0
MITSUBISHI	31	0	0	0	31
NISSAN	28	0	1	0	29
OPEL	9	0	1	0	10
PEUGEOT	2	0	0	0	2
POLARIS	3	0	0	0	3
PORSCHE	6	0	0	0	6
RENAULT	33	0	15	0	48
SCANIA	0	0	0	8	8
SKODA	94	0	0	0	94
SUBARU	7	0	0	0	7
SUZUKI	20	0	0	0	20
TOYOTA	130	0	30	0	160
VOLKSWAGEN	116	0	17	0	133
VOLKSWAGEN, VW	4	0	0	0	4
VOLVO	40	0	0	0	40
Alls	842	7	105	25	979

	Torfaeruhjól	Vélsleðar	Alls
ARCTIC CAT	0	37	37
CAN-AM	1	0	1
HONDA	2	0	2
KAWASAKI	1	0	1
LYNX	0	11	11
POLARIS	4	26	30
SKI-DOO	0	3	3
TDR	1	0	1
YAMAHA	0	4	4
Alls	9	81	90

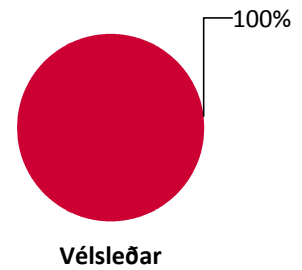
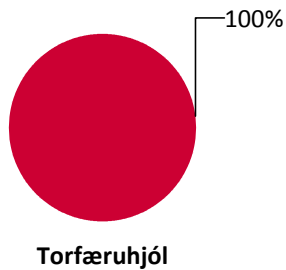
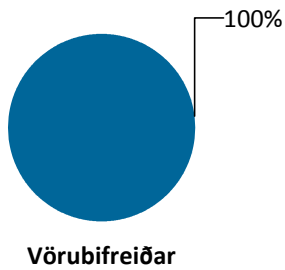
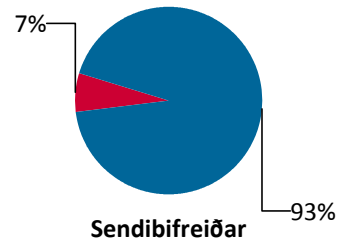
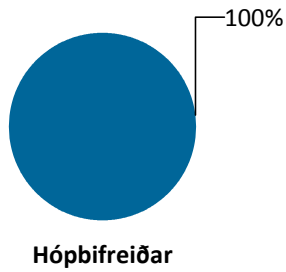
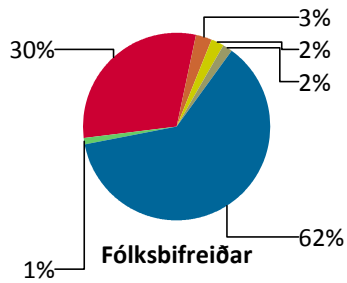
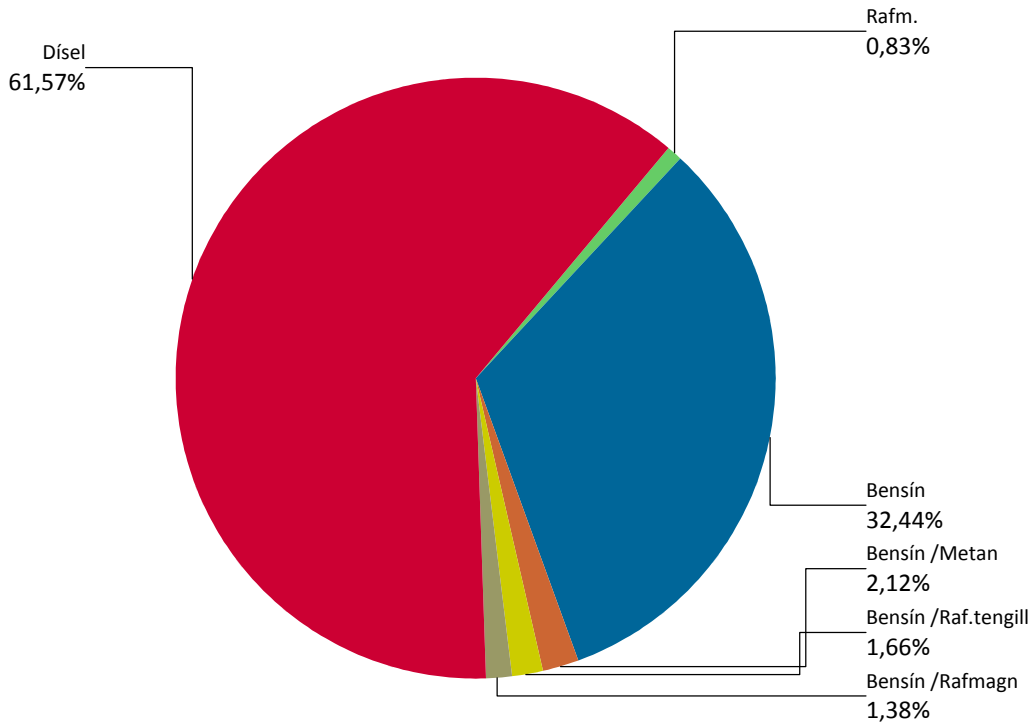
	Dráttarvélar	Eftirvagnar	Alls
CLAAS	1	0	1
DEUTZ FAHR	3	0	3
FENDT	1	0	1
FLIEGL	0	1	1

Heimilt er að birta einstaka niðurstöður úr þessari skýrslu ef heimilda er getið. Ekki er heimilt að afrita skýrsluna, hvorki að hluta né í heild sinni, til dreifingar.

	Dráttarvélar	Eftirvagnar	Alls
HAMMAR	0	2	2
HULCO	0	1	1
HUMBAUR	0	2	2
IFOR WILLIAMS	0	1	1
INDESPENSION	0	1	1
JOHN DEERE	1	0	1
KUBOTA	1	0	1
MASSEY FERGUSON	4	0	4
RAGNAR VALSSON	0	1	1
STEMA	0	3	3
VALTRA	3	0	3
WEIJER	0	1	1
ZETOR	2	0	2
Alls	16	13	29

Nýskráning nýrra ökutækja eftir orkugjafa

Dagsetning: 1.12.2015 - 31.12.2015



- Bensín
- Dísel
- Bensín /Metan
- Rafm.
- Bensín /Raf.tengill
- Bensín /Rafmagn

Fólksbifreiðar

	Bensín	Bensín /Metan	Bensín /Raf.ten	Bensín /Rafmag	Dísel	Rafm.	Alls
ARCTIC CAT	2	0	0	0	0	0	2
AUDI	0	0	1	0	12	0	13
BMW	0	0	0	0	7	0	7
CHEVROLET	8	0	0	0	1	0	9
CITROEN	3	0	0	0	2	0	5
DACIA	0	0	0	0	19	0	19
FIAT	1	0	0	0	0	0	1
FORD	25	0	0	0	17	0	42
HONDA	22	0	0	0	2	0	24
HYUNDAI	4	0	0	0	22	0	26
JAGUAR LAND ROVE	0	0	0	0	3	0	3
JAGUAR LAND ROVE	0	0	0	0	7	0	7
KIA	11	0	0	0	77	1	89
LAND ROVER	0	0	0	0	1	0	1
LEXUS	0	0	0	4	0	0	4
MAZDA	26	0	0	0	6	0	32
MERCEDES-BENZ	2	0	1	0	32	0	35
MITSUBISHI	14	0	3	0	14	0	31
NISSAN	13	0	0	0	11	4	28
OPEL	7	0	0	0	2	0	9
PEUGEOT	0	0	0	0	2	0	2
POLARIS	3	0	0	0	0	0	3
PORSCHE	0	0	5	0	1	0	6
RENAULT	1	0	0	0	32	0	33
SKODA	9	10	0	0	75	0	94
SUBARU	4	0	0	0	3	0	7
SUZUKI	20	0	0	0	0	0	20
TOYOTA	44	0	2	11	73	0	130
VOLKSWAGEN	35	13	6	0	59	3	116
VOLKSWAGEN, VW	0	0	0	0	3	1	4
VOLVO	1	0	0	0	39	0	40
Alls	255	23	18	15	522	9	842

Hópbifreiðar

	Dísel	Alls
IVECO	7	7
Alls	7	7

Sendibifreiðar

	Bensín	Dísel	Alls
CITROEN	0	3	3
DACIA	0	5	5
FORD	2	14	16
ISUZU	0	7	7
MERCEDES-BENZ	0	10	10
NISSAN	0	1	1
OPEL	0	1	1
RENAULT	0	15	15
TOYOTA	0	30	30

	Bensín	Dísel	Alls
VOLKSWAGEN	5	12	17
Alls	7	98	105

Vörubifreiðar

	Dísel	Alls
DODGE	6	6
FORD	2	2
GMC	1	1
ISUZU	1	1
IVECO	2	2
MAN	3	3
MERCEDES-BENZ	2	2
SCANIA	8	8
Alls	25	25

Torfæruhjól

	Bensín	Alls
CAN-AM	1	1
HONDA	2	2
KAWASAKI	1	1
POLARIS	4	4
TDR	1	1
Alls	9	9

Vélsleðar

	Bensín	Alls
ARCTIC CAT	37	37
LYNX	11	11
POLARIS	26	26
SKI-DOO	3	3
YAMAHA	4	4
Alls	81	81

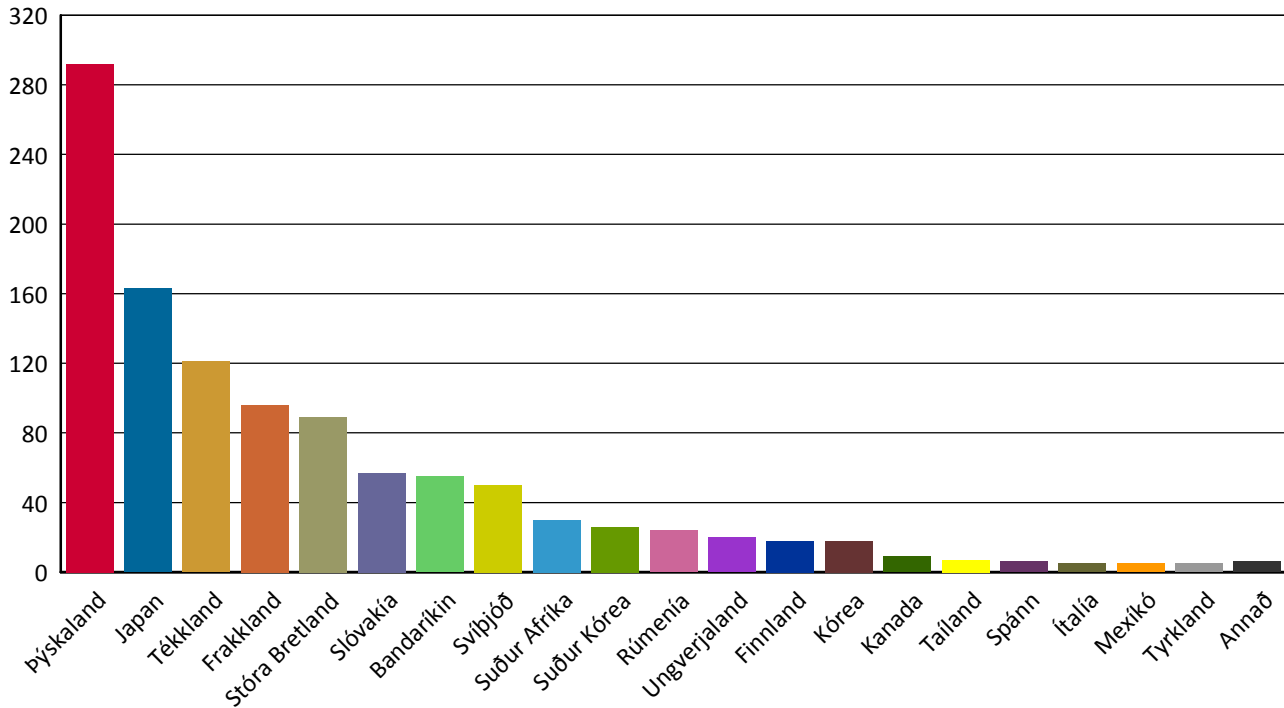
Dráttarvélar

	Dísel	Alls
CLAAS	1	1
DEUTZ FAHR	3	3
FENDT	1	1
JOHN DEERE	1	1
KUBOTA	1	1
MASSEY FERGUSON	4	4
VALTRA	3	3
ZETOR	2	2
Alls	16	16

Nýskráning nýrra ökutækja eftir framleiðslulöndum

Tímabil: 1.12.2015 - 31.12.2015

Topp 20



	Fólksbifreiðar	Hópbifreiðar	Sendibifreiðar	Vörubifreiðar	Alls
Bandaríkin	5	0	0	3	8
Frakkland	67	7	18	0	92
Indland	3	0	0	0	3
Ítalía	1	0	0	2	3
Japan	158	0	0	1	159
Kanada	0	0	0	6	6
Kórea	18	0	0	0	18
Mexíkó	5	0	0	0	5
Rúmenía	19	0	5	0	24
Slóvakía	57	0	0	0	57
Spánn	5	0	1	0	6
Stóra Bretland	61	0	0	0	61
Suður Afríka	0	0	30	0	30
Suður Kórea	26	0	0	0	26
Svíþjóð	40	0	0	8	48
Tailand	0	0	7	0	7
Tékkland	119	0	0	0	119
Tyrkland	5	0	0	0	5
Ungverjaland	20	0	0	0	20
Þýskaland	233	0	44	5	282
Alls	842	7	105	25	979

	Torfæruhjól	Vélsleðar	Alls
Bandaríkin	6	40	46
Finnland	1	11	12
Japan	1	1	2
Kanada	0	3	3
Kína	1	0	1
Stóra Bretland	0	26	26
Alls	9	81	90

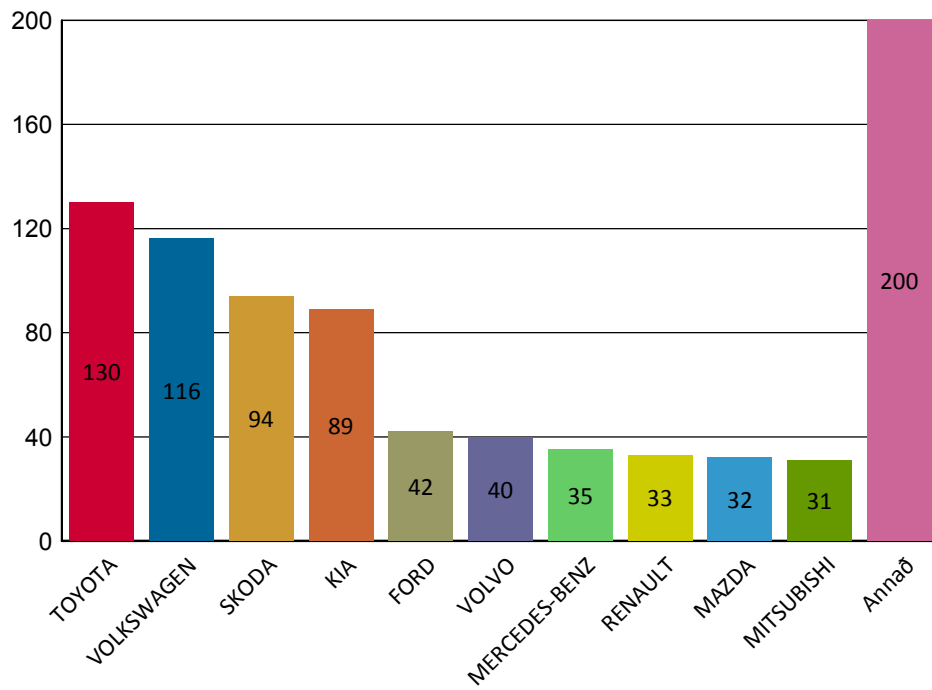
	Dráttarvélar	Eftirvagnar	Alls
Bandaríkin	1	0	1
Finnland	3	0	3
Frakkland	4	0	4
Holland	0	1	1
Ísland	0	1	1
Ítalía	2	0	2
Japan	2	0	2
Stóra Bretland	0	2	2
Svíþjóð	0	2	2
Tékkland	2	0	2
Þýskaland	2	7	9
Alls	16	13	29

Nýskráning nýrra ökutækja - Topp 10 fólksbifreiðar

Tímabil: 1.12.2015 - 31.12.2015

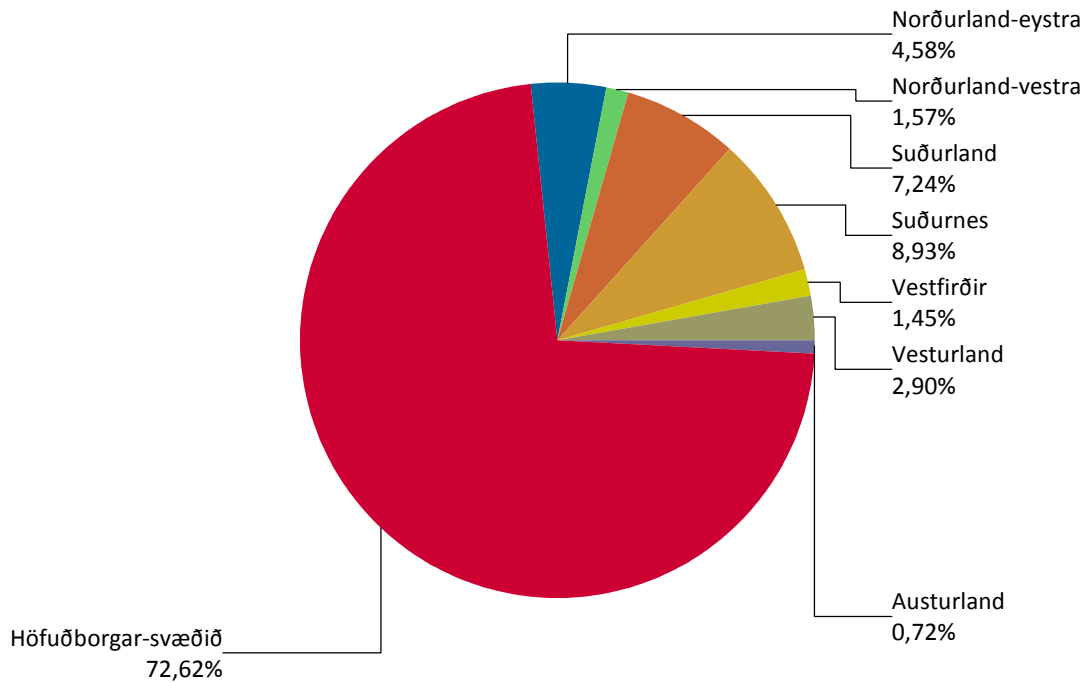
Topp 10

Fólksbifreiðar	
TOYOTA	130
VOLKSWAGEN	116
SKODA	94
KIA	89
FORD	42
VOLVO	40
MERCEDES-BENZ	35
RENAULT	33
MAZDA	32
MITSUBISHI	31



Nýskráning nýrra ökutækja eftir landshlutum

Dagsetning: 1.12.2015 - 31.12.2015



	Höfuðborgar-svæðið	Suðurnes	Vesturland	Vestfirðir	Norðurland-vestra	Norðurland-eystra	Austurland	Suðurland	Alls
Fólksbifreiðar	460	71	15	8	5	14	4	23	600
Sendibifreiðar	72	1	1	3	0	1	0	4	82
Vörubifreiðar	17	1	0	0	0	4	0	2	24
Torfæruhjól	2	1	1	0	1	3	0	1	9
Vélsleðar	43	0	1	0	3	13	0	21	81
Dráttarvélar	1	0	4	0	3	2	2	4	16
Eftirvagnar	7	0	2	1	1	0	0	2	13
Alls	602	74	24	12	13	37	6	57	825

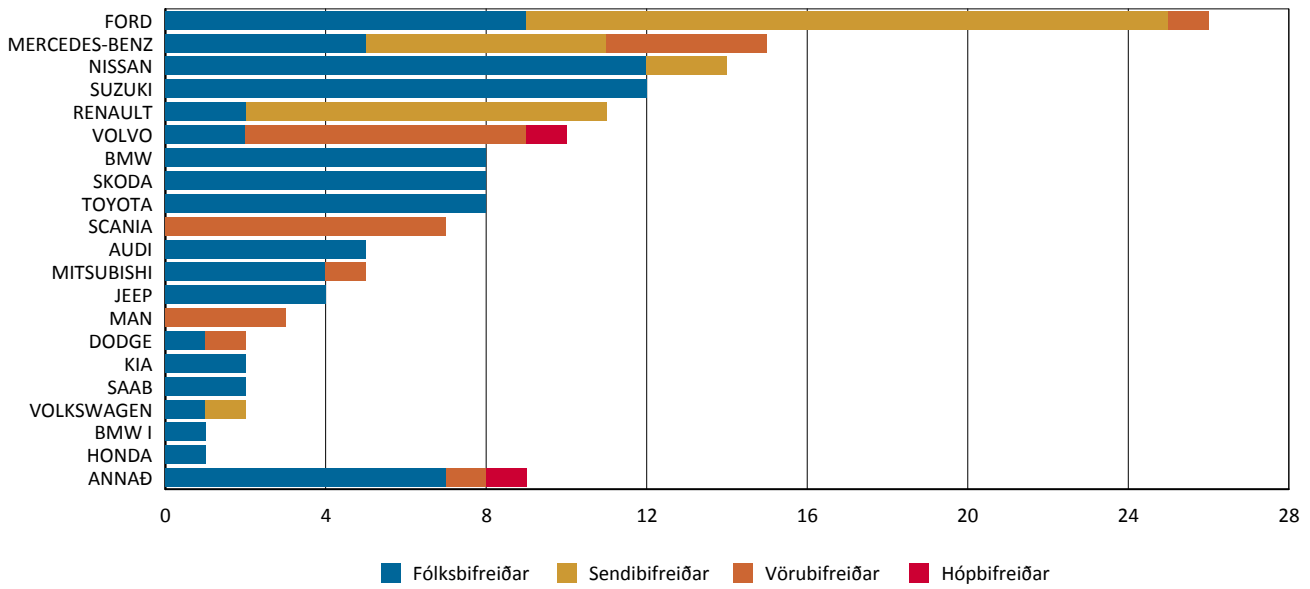
	Höfuðborgar-svæðið	Suðurnes	Vesturland	Vestfirðir	Norðurland-vestra	Norðurland-eystra	Austurland	Suðurland	Alls
ARCTIC CAT	7	0	0	0	1	11	0	20	39
AUDI	4	0	0	0	0	0	1	0	5
BMW	5	2	0	0	0	0	0	0	7
CAN-AM	0	0	0	0	0	1	0	0	1
CHEVROLET	5	1	0	1	0	0	0	2	9
CITROEN	7	0	0	0	0	0	0	1	8
CLAAS	0	0	0	0	1	0	0	0	1
DACIA	11	10	0	0	0	0	0	1	22
DEUTZ FAHR	0	0	1	0	1	1	0	1	4
DODGE	1	1	0	0	0	3	0	1	6
FENDT	1	0	0	0	0	0	0	0	1
FIAT	1	0	0	0	0	0	0	0	1
FLIEGL	1	0	0	0	0	0	0	0	1
FORD	55	0	0	1	0	0	0	3	59
GMC	1	0	0	0	0	0	0	0	1
HAMMAR	2	0	0	0	0	0	0	0	2
HONDA	16	1	1	0	0	2	0	0	20
HULCO	1	0	0	0	0	0	0	0	1
HUMBAUR	0	0	1	0	0	0	0	1	2

	Höfuðborgar -svæðið	Suðurnes	Vesturland	Vestfirðir	Norðurland- vestra	Norðurland- eystra	Austurland	Suðurland	Alls
HYUNDAI	24	0	0	1	0	1	0	0	26
IFOR WILLIAMS	1	0	0	0	0	0	0	0	1
INDESPENSION	0	0	0	0	1	0	0	0	1
ISUZU	8	0	0	0	0	0	0	0	8
IVECO	2	0	0	0	0	0	0	0	2
JAGUAR LAND ROVER	2	1	0	0	0	0	0	0	3
JAGUAR LAND ROVER LI	2	1	0	0	0	0	0	0	3
JOHN DEERE	0	0	0	0	0	1	0	0	1
KAWASAKI	0	1	0	0	0	0	0	0	1
KIA	26	23	6	0	1	0	0	0	56
KUBOTA	0	0	0	0	0	1	0	0	1
LEXUS	3	0	0	0	0	0	0	0	3
LYNX	11	0	0	0	0	0	0	0	11
MAN	2	0	0	0	0	0	0	0	2
MASSEY FERGUSON	0	0	1	0	1	0	0	2	4
MAZDA	24	1	2	1	0	2	0	2	32
MERCEDES-BENZ	30	1	1	0	1	2	1	4	40
MITSUBISHI	20	0	1	1	0	1	0	1	24
NISSAN	25	1	1	0	0	0	0	2	29
OPEL	7	2	0	0	0	0	0	1	10
PEUGEOT	2	0	0	0	0	0	0	0	2
POLARIS	26	0	0	0	3	2	0	2	33
PORSCHE	6	0	0	0	0	0	0	0	6
RAGNAR VALSSON	1	0	0	0	0	0	0	0	1
RENAULT	38	2	2	0	0	1	0	1	44
SCANIA	7	0	0	0	0	1	0	0	8
SKI-DOO	3	0	0	0	0	0	0	0	3
SKODA	29	2	1	0	0	0	0	4	36
STEMA	0	0	1	1	0	0	0	1	3
SUBARU	5	0	1	0	0	1	0	0	7
SUZUKI	7	12	1	0	0	0	0	0	20
TDR	1	0	0	0	0	0	0	0	1
TOYOTA	88	10	0	3	0	1	1	4	107
VALTRA	0	0	0	0	0	0	2	4	6
VOLKSWAGEN	45	2	0	3	1	2	0	2	55
VOLKSWAGEN, VW	2	0	0	0	0	0	0	0	2
VOLVO	36	0	0	0	1	2	1	0	40
WEIJER	1	0	0	0	0	0	0	0	1
YAMAHA	0	0	1	0	1	2	0	0	4
ZETOR	0	0	2	0	0	0	0	0	2
Alls	602	74	24	12	13	38	6	60	829

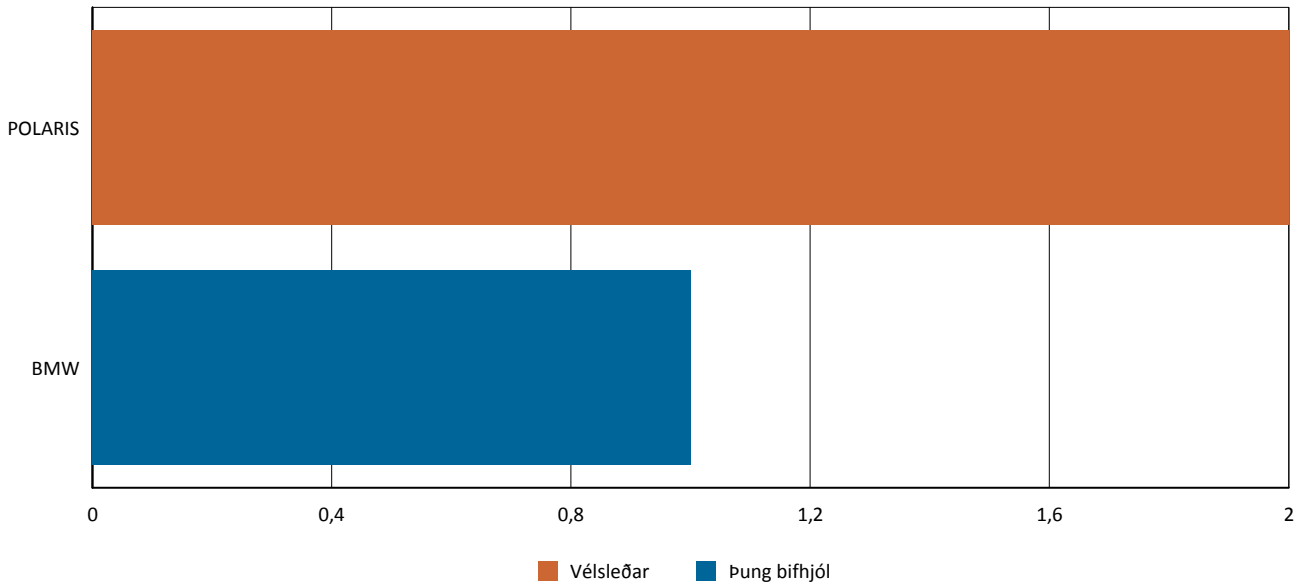
Nýskráning notaðra ökutæki eftir tegund

Tímabil: 1.12.2015 - 31.12.2015

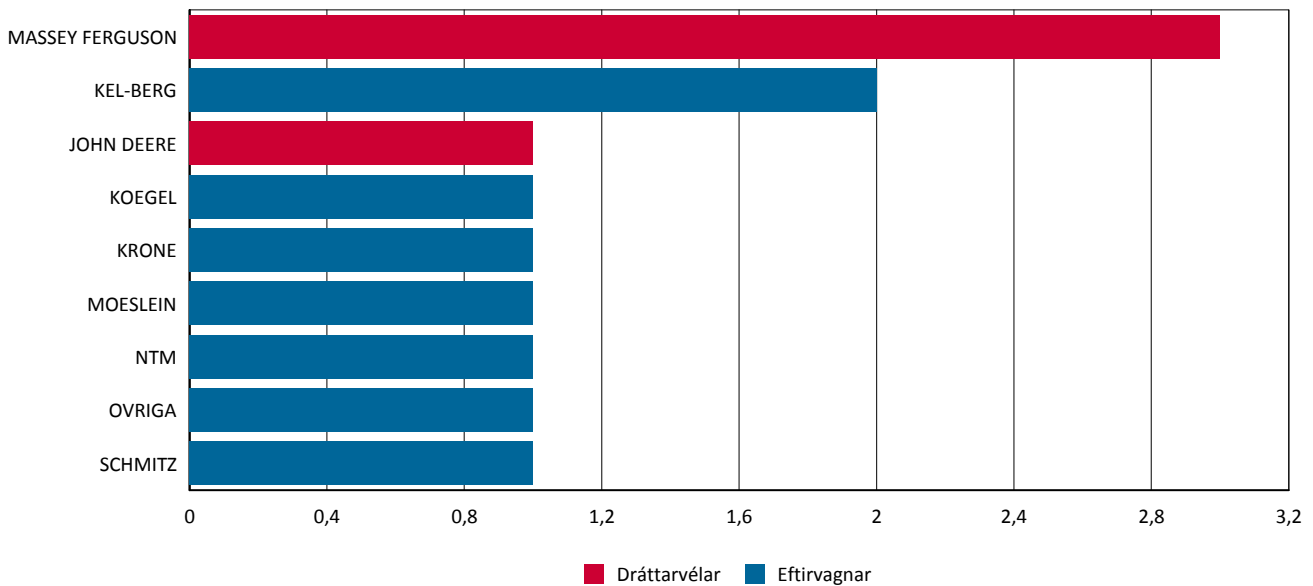
Topp 20



Topp 20



Topp 20



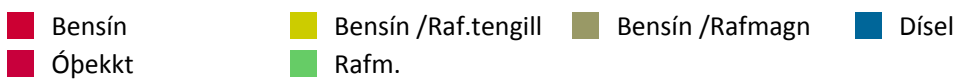
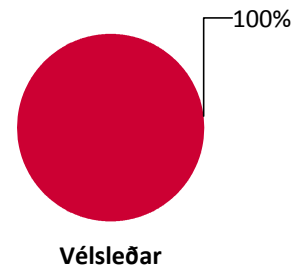

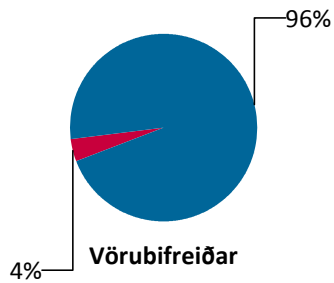
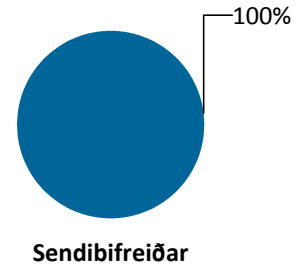
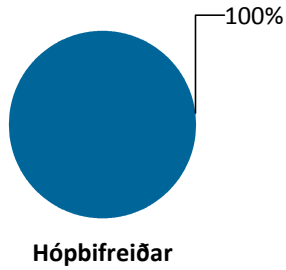
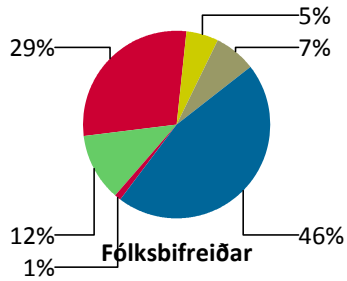
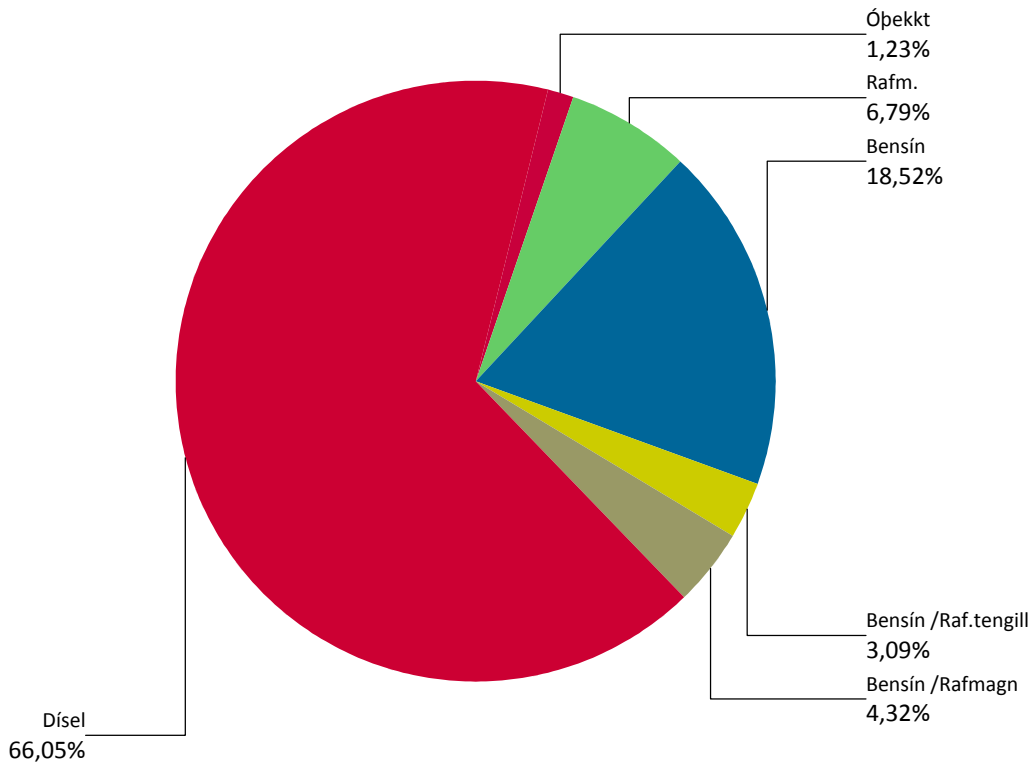
	Fólksbílfreiðar	Hópbílfreiðar	Sendibílfreiðar	Vörubílfreiðar	Alls
AUDI	5	0	0	0	5
BMW	8	0	0	0	8
BMW I	1	0	0	0	1
DODGE	1	0	0	1	2
FORD	9	0	16	1	26
HONDA	1	0	0	0	1
ISUZU	0	1	0	0	1
JAGUAR LAND ROVER	1	0	0	0	1
JEEP	4	0	0	0	4
KIA	2	0	0	0	2
LANCIA	1	0	0	0	1
LAND ROVER	1	0	0	0	1
MAN	0	0	0	3	3
MASERATI	1	0	0	0	1
MERCEDES-BENZ	5	0	6	4	15
MILMODE	0	0	0	1	1
MINI	1	0	0	0	1
MITSUBISHI	4	0	0	1	5
NISSAN	12	0	2	0	14
PEUGEOT	1	0	0	0	1
PUCH	1	0	0	0	1
RENAULT	2	0	9	0	11
SAAB	2	0	0	0	2
SCANIA	0	0	0	7	7
SKODA	8	0	0	0	8
SUZUKI	12	0	0	0	12
TOYOTA	8	0	0	0	8
VOLKSWAGEN	1	0	1	0	2
VOLVO	2	1	0	7	10
Alls	94	2	34	25	155

	Þung bífhjól	Vélsleðar	Alls
BMW	1	0	1
POLARIS	0	2	2
Alls	1	2	3

	Dráttarvélar	Eftirvagnar	Alls
JOHN DEERE	1	0	1
KEL-BERG	0	2	2
KOEGEL	0	1	1
KRONE	0	1	1
MASSEY FERGUSON	3	0	3
MOESLEIN	0	1	1
NTM	0	1	1
OVRIGA	0	1	1
SCHMITZ	0	1	1
Alls	4	8	12

Nýskráning notaðra ökutækja eftir orkugjafa

Dagsetning: 1.12.2015 - 31.12.2015



Fólksbifreiðar

	Bensín	Bensín /Raf.ten	Bensín /Rafmag	Dísel	Rafm.	Óþekkt	Alls
AUDI	0	0	1	4	0	0	5
BMW	2	0	0	6	0	0	8
BMW I	0	1	0	0	0	0	1
DODGE	1	0	0	0	0	0	1
FORD	2	0	0	7	0	0	9
HONDA	1	0	0	0	0	0	1
JAGUAR LAND ROVE	0	0	0	1	0	0	1
JEEP	1	0	0	3	0	0	4
KIA	0	0	0	1	1	0	2
LANCIA	0	0	0	1	0	0	1
LAND ROVER	0	0	0	1	0	0	1
MASERATI	0	0	0	1	0	0	1
MERCEDES-BENZ	0	1	0	4	0	0	5
MINI	1	0	0	0	0	0	1
MITSUBISHI	0	3	1	0	0	0	4
NISSAN	2	0	0	0	10	0	12
PEUGEOT	0	0	0	1	0	0	1
PUCH	1	0	0	0	0	0	1
RENAULT	0	0	0	2	0	0	2
SAAB	1	0	0	1	0	0	2
SKODA	0	0	0	7	0	1	8
SUZUKI	12	0	0	0	0	0	12
TOYOTA	2	0	5	1	0	0	8
VOLKSWAGEN	0	0	0	1	0	0	1
VOLVO	1	0	0	1	0	0	2
Alls	27	5	7	43	11	1	94

Hópbifreiðar

	Dísel	Alls
ISUZU	1	1
VOLVO	1	1
Alls	2	2

Sendibifreiðar

	Dísel	Alls
FORD	16	16
MERCEDES-BENZ	6	6
NISSAN	2	2
RENAULT	9	9
VOLKSWAGEN	1	1
Alls	34	34

Vörubifreiðar

	Dísel	Óþekkt	Alls
DODGE	1	0	1
FORD	1	0	1
MAN	3	0	3
MERCEDES-BENZ	4	0	4

	Dísel	Óþekkt	Alls
MILMODE	0	1	1
mitsubishi	1	0	1
SCANIA	7	0	7
VOLVO	7	0	7
Alls	24	1	25

Þung bifhjól

	Bensín	Alls
BMW	1	1
Alls	1	1

Vélsleðar

	Bensín	Alls
POLARIS	2	2
Alls	2	2

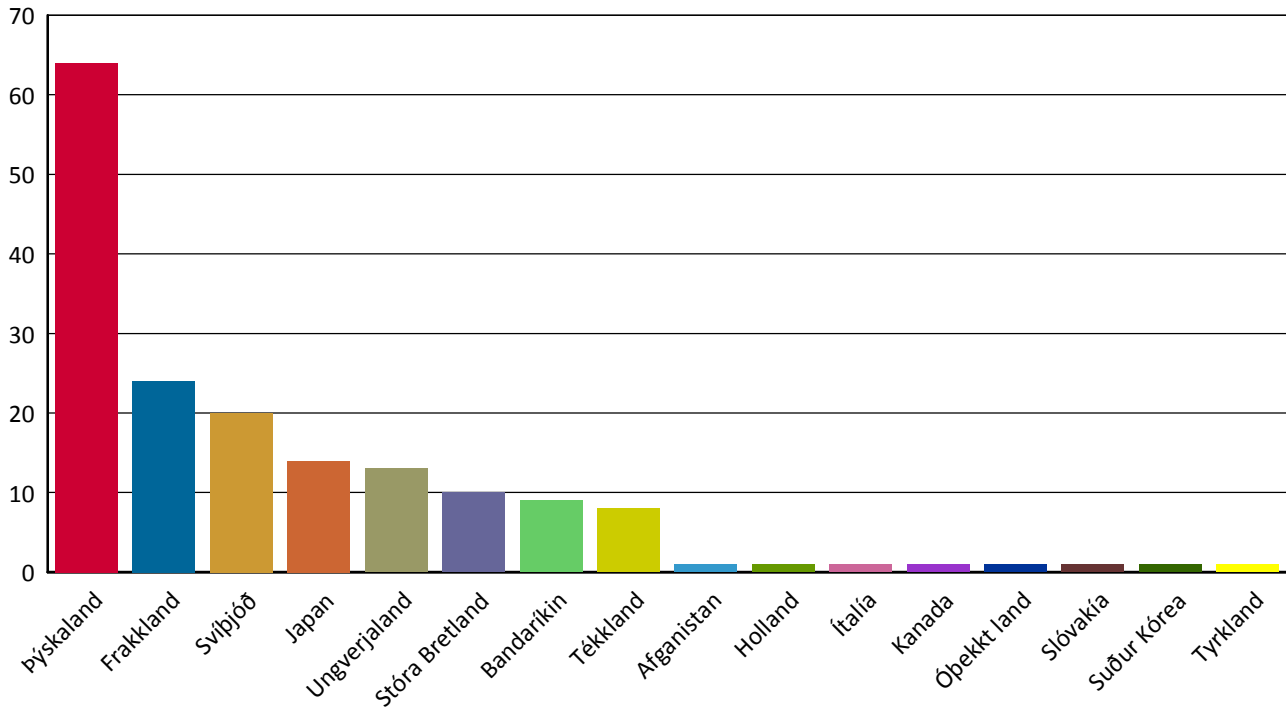
Dráttarvélar

	Dísel	Alls
JOHN DEERE	1	1
MASSEY FERGUSON	3	3
Alls	4	4

Nýskráning notaðra ökutækja eftir framleiðslulöndum

Tímabil: 1.12.2015 - 31.12.2015

Topp 20



	Fólksbifreiðar	Hópbifreiðar	Sendibifreiðar	Vörubifreiðar	Alls
Afganistan	1	0	0	0	1
Bandaríkin	7	0	0	1	8
Frakkland	10	0	11	0	21
Holland	0	0	0	1	1
Ítalía	1	0	0	0	1
Japan	14	0	0	0	14
Kanada	0	0	0	1	1
Óþekkt land	1	0	0	0	1
Slóvakía	1	0	0	0	1
Stóra Bretland	6	0	0	0	6
Suður Kórea	1	0	0	0	1
Svíþjóð	4	1	0	13	18
Tékkland	8	0	0	0	8
Tyrkland	0	1	0	0	1
Ungverjaland	12	0	0	1	13
Þýskaland	28	0	23	8	59
Alls	94	2	34	25	155

	Þung bifhjól	Vélsleðar	Alls
Stóra Bretland	0	2	2
Þýskaland	1	0	1
Alls	1	2	3

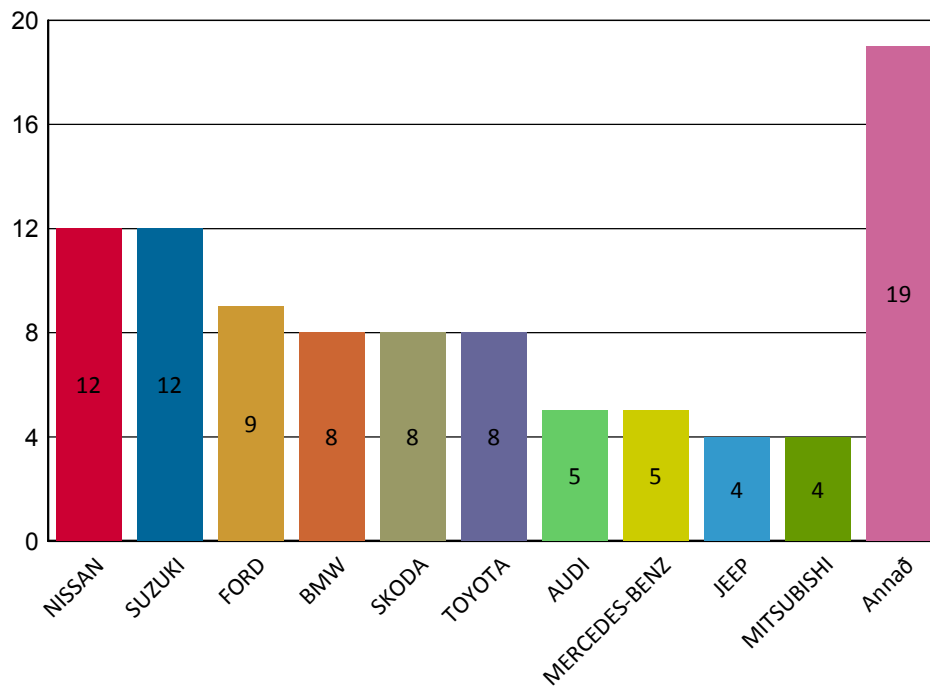
	Dráttarvélar	Eftirvagnar	Alls
Bandaríkin	1	0	1
Frakkland	3	0	3
Stóra Bretland	0	2	2
Svíþjóð	0	2	2
Þýskaland	0	4	4
Alls	4	8	12

Nýskráning notaðra ökutækja - Topp 10 fólksbifreiðar

Tímabil: 1.12.2015 - 31.12.2015

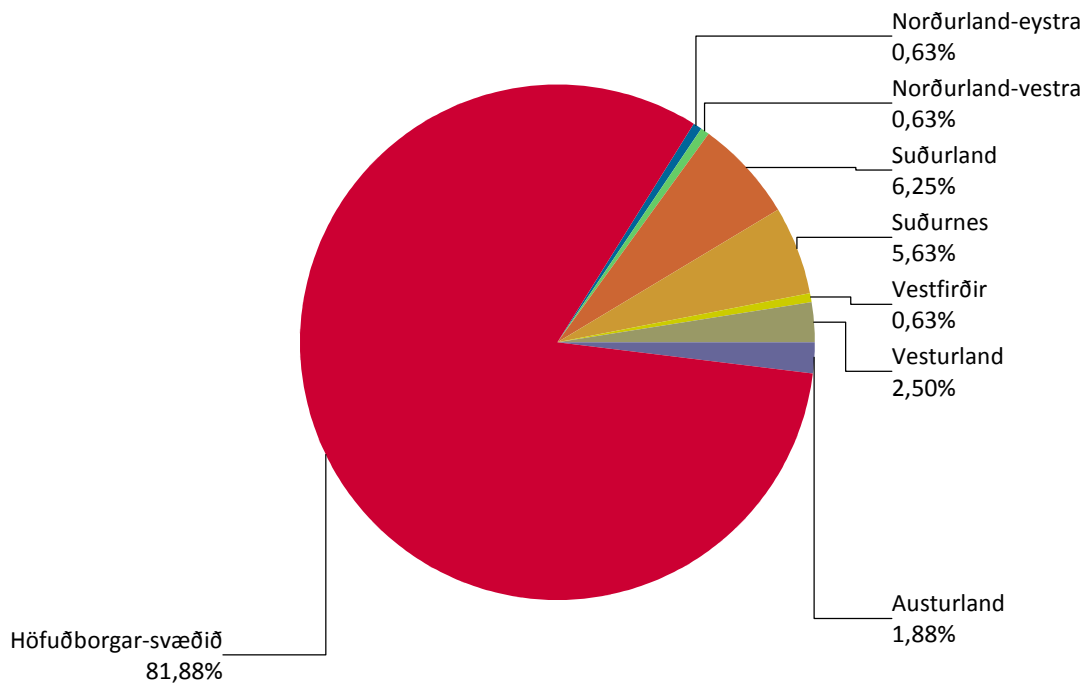
Topp 10

Fólksbifreiðar	
NISSAN	12
SUZUKI	12
FORD	9
BMW	8
SKODA	8
TOYOTA	8
AUDI	5
MERCEDES-BENZ	5
JEEP	4
MITSUBISHI	4



Nýskráning notaðra ökutækja eftir landshlutum

Dagsetning: 1.12.2015 - 31.12.2015



	Höfuðborgar-svæðið	Suðurnes	Vesturland	Vestfirðir	Norðurland-vestra	Norðurland-eystra	Austurland	Suðurland	Alls
Fólksbifreiðar	80	4	1	0	0	1	2	3	91
Hópbifreiðar	1	0	0	0	0	0	0	0	1
Sendibifreiðar	24	3	2	0	0	0	0	1	30
Vörubifreiðar	19	2	0	0	0	0	1	2	24
pung bifhjól	1	0	0	0	0	0	0	0	1
Vélsleðar	2	0	0	0	0	0	0	0	2
Dráttarvélar	0	0	0	0	1	0	0	3	4
Eftirvagnar	4	0	1	1	0	0	0	1	7
Alls	131	9	4	1	1	1	3	10	160

	Höfuðborgar-svæðið	Suðurnes	Vesturland	Vestfirðir	Norðurland-vestra	Norðurland-eystra	Austurland	Suðurland	Alls
AUDI	5	0	0	0	0	0	0	0	5
BMW	8	0	0	0	0	0	0	1	9
DODGE	1	0	0	0	0	0	0	1	2
FORD	18	3	0	0	0	0	0	1	22
ISUZU	1	0	0	0	0	0	0	0	1
JAGUAR LAND ROVER LI	1	0	0	0	0	0	0	0	1
JEEP	3	0	0	0	0	0	1	0	4
JOHN DEERE	0	0	0	0	0	0	0	1	1
KEL-BERG	1	0	0	1	0	0	0	0	2
KIA	2	0	0	0	0	0	0	0	2
KOEGEL	0	0	0	0	0	0	0	1	1
KRONE	1	0	0	0	0	0	0	0	1
LANCIA	0	1	0	0	0	0	0	0	1
LAND ROVER	1	0	0	0	0	0	0	0	1
MAN	2	1	0	0	0	0	0	0	3
MASERATI	1	0	0	0	0	0	0	0	1
MASSEY FERGUSON	0	0	0	0	1	0	0	2	3
MERCEDES-BENZ	12	1	2	0	0	0	0	0	15

	Höfuðborgar -svæðið	Suðurnes	Vesturland	Vestfirðir	Norðurland- vestra	Norðurland- eystra	Austurland	Suðurland	Alls
MILMODE	0	0	0	0	0	0	0	1	1
MINI	1	0	0	0	0	0	0	0	1
MITSUBISHI	4	0	0	0	0	1	0	0	5
MOESLEIN	0	0	1	0	0	0	0	0	1
NISSAN	8	3	1	0	0	0	1	1	14
NTM	1	0	0	0	0	0	0	0	1
OVRIGA	1	0	0	0	0	0	0	0	1
PEUGEOT	1	0	0	0	0	0	0	0	1
POLARIS	2	0	0	0	0	0	0	0	2
RENAULT	11	0	0	0	0	0	0	0	11
SAAB	2	0	0	0	0	0	0	0	2
SCANIA	6	0	0	0	0	0	0	0	6
SKODA	8	0	0	0	0	0	0	0	8
SUZUKI	12	0	0	0	0	0	0	0	12
TOYOTA	8	0	0	0	0	0	0	0	8
VOLKSWAGEN	2	0	0	0	0	0	0	0	2
VOLVO	7	0	0	0	0	0	1	1	9
Alls	131	9	4	1	1	1	3	10	160