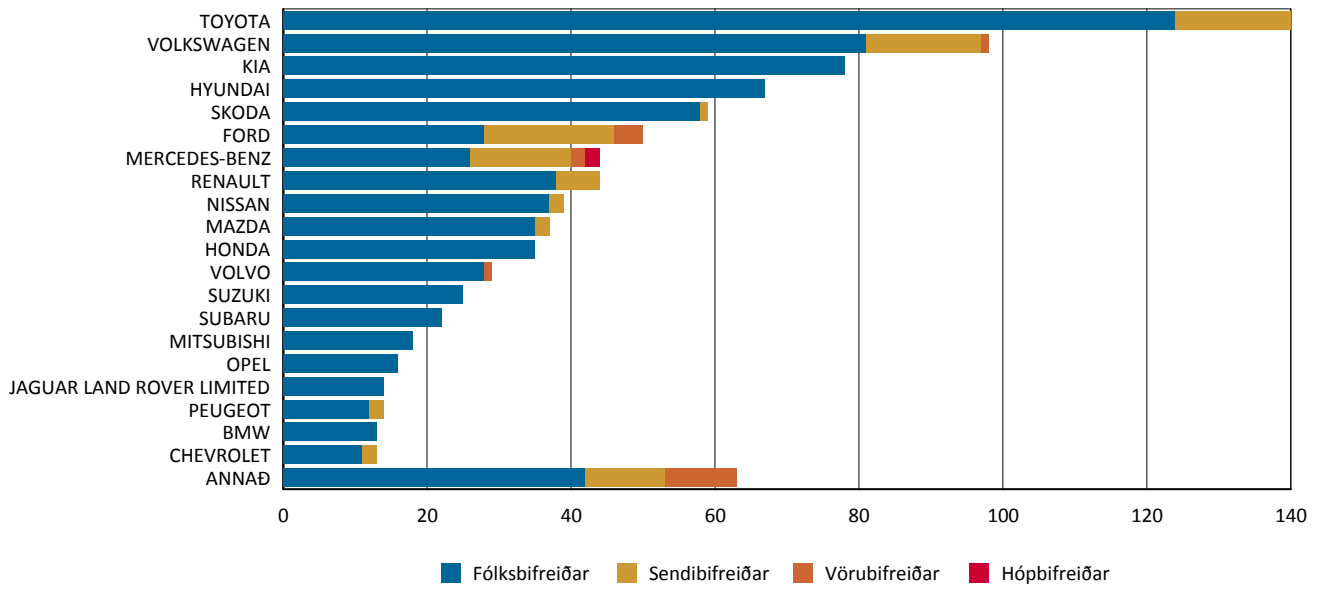


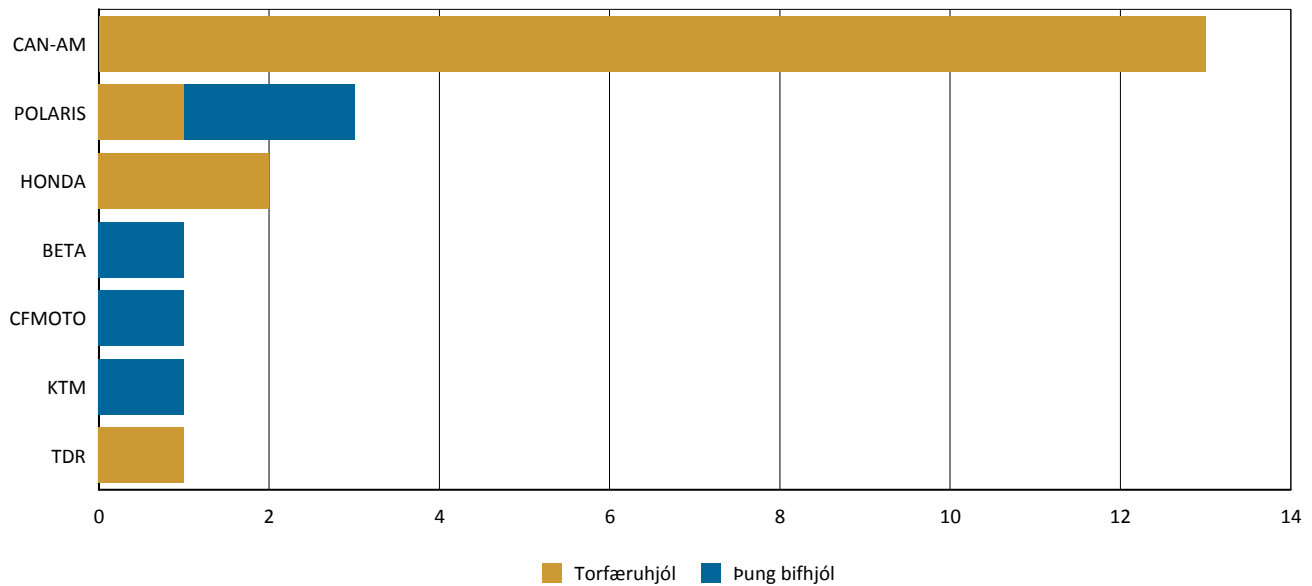
## Nýskráning nýrra ökutæki eftir tegund

Tímabil: 1.10.2015 - 31.10.2015

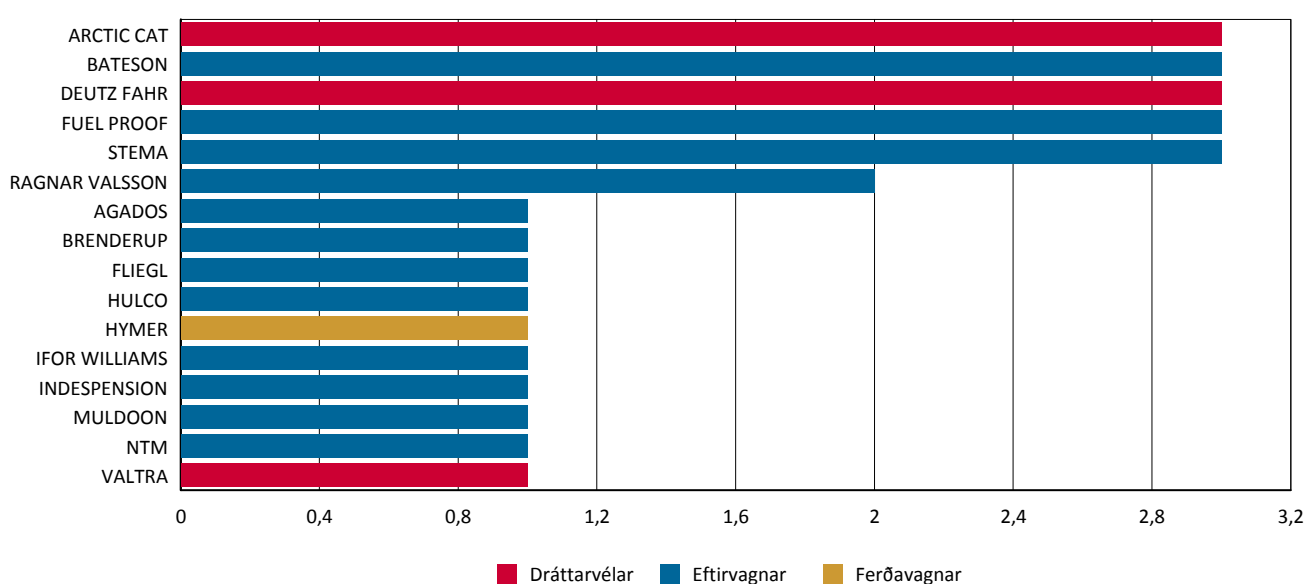
## Topp 20



## Topp 20



## Topp 20



	Fólksbílfreiðar	Hópbílfreiðar	Sendibílfreiðar	Vörubílfreiðar	Alls
AUDI	10	0	0	0	10
BMW	13	0	0	0	13
CHEVROLET	11	0	2	0	13
CITROEN	4	0	9	0	13
DACIA	7	0	0	0	7
DODGE	0	0	0	1	1
FORD	28	0	18	4	50
HONDA	35	0	0	0	35
HYUNDAI	67	0	0	0	67
ISUZU	0	0	2	0	2
JAGUAR LAND ROVER	5	0	0	0	5
JAGUAR LAND ROVER	14	0	0	0	14
KIA	78	0	0	0	78
LAND ROVER	1	0	0	0	1
LEXUS	4	0	0	0	4
MAN	0	0	0	3	3
MAZDA	35	0	2	0	37
MERCEDES-BENZ	26	2	14	2	44
MITSUBISHI	18	0	0	0	18
NISSAN	37	0	2	0	39
OPEL	16	0	0	0	16
PEUGEOT	12	0	2	0	14
POLARIS	1	0	0	0	1
PORSCHE	4	0	0	0	4
RENAULT	38	0	6	0	44
SCANIA	0	0	0	6	6
SKODA	58	0	1	0	59
SSANGYONG	2	0	0	0	2
SUBARU	22	0	0	0	22
SUZUKI	25	0	0	0	25
TESLA MOTORS	2	0	0	0	2
TOYOTA	124	0	16	0	140
VOLKSWAGEN	81	0	16	1	98
VOLKSWAGEN, VW	2	0	0	0	2
VOLVO	28	0	0	1	29
<b>Alls</b>	<b>808</b>	<b>2</b>	<b>90</b>	<b>18</b>	<b>918</b>

	Þung bífhjól	Torfæruhjól	Alls
BETA	1	0	1
CAN-AM	0	13	13
CFMOTO	1	0	1
HONDA	0	2	2
KTM	1	0	1
POLARIS	2	1	3
TDR	0	1	1
<b>Alls</b>	<b>5</b>	<b>17</b>	<b>22</b>

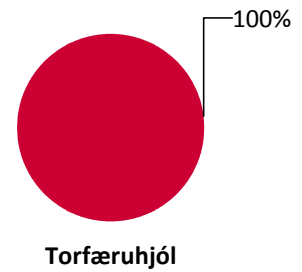
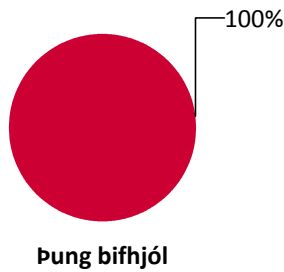
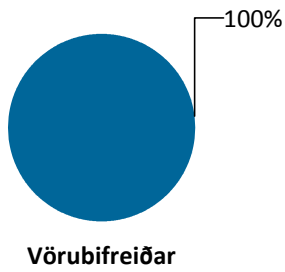
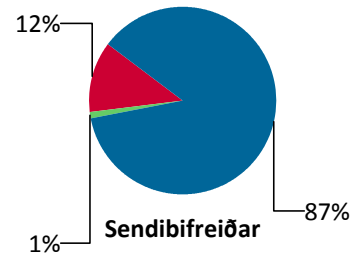
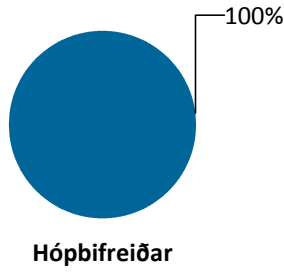
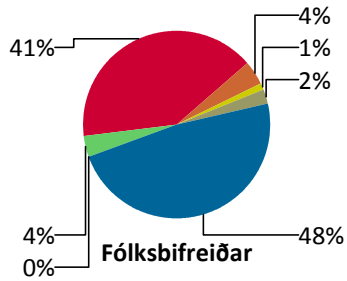
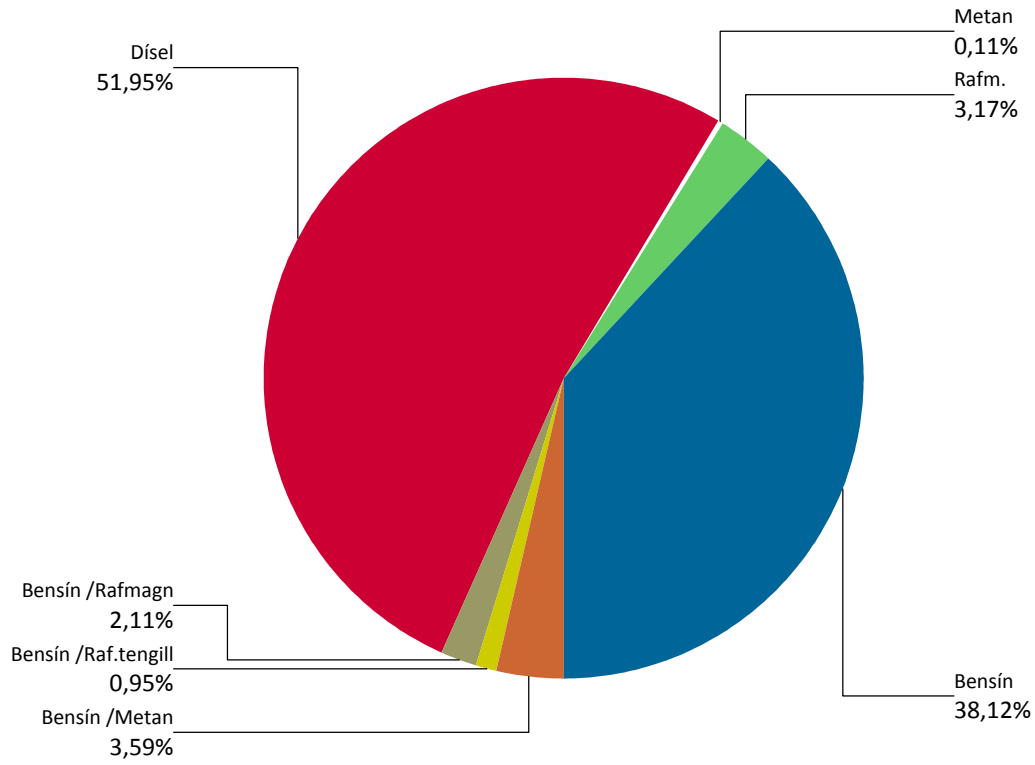
	Dráttarvélar	Eftirvagnar	Ferðavagnar	Alls
AGADOS	0	1	0	1
ARCTIC CAT	3	0	0	3
BATESON	0	3	0	3
BRENDERUP	0	1	0	1
DEUTZ FAHR	3	0	0	3
FLIEGL	0	1	0	1
FUEL PROOF	0	3	0	3
HULCO	0	1	0	1

Heimilt er að birta einstaka niðurstöður úr þessari skýrslu ef heimilda er getið. Ekki er heimilt að afrita skýrsluna, hvorki að hluta né í heild sinni, til dreifingar.

	Dráttarvélar	Eftirvagnar	Ferðavagnar	Alls
HYMER	0	0	1	1
IFOR WILLIAMS	0	1	0	1
INDESPENSION	0	1	0	1
MULDOON	0	1	0	1
NTM	0	1	0	1
RAGNAR VALSSON	0	2	0	2
STEMA	0	3	0	3
VALTRA	1	0	0	1
<b>Alls</b>	<b>7</b>	<b>19</b>	<b>1</b>	<b>27</b>

Nýskráning nýrra ökutækja eftir orkugjafa

Dagsetning: 1.10.2015 - 31.10.2015



## Fólksbifreiðar

	Bensín	Bensín /Metan	Bensín /Raf.ten	Bensín /Rafmag	Dísel	Metan	Rafm.	Alls
AUDI	2	0	1	0	7	0	0	10
BMW	0	0	0	0	13	0	0	13
CHEVROLET	10	0	0	0	1	0	0	11
CITROEN	2	0	0	0	2	0	0	4
DACIA	0	0	0	0	7	0	0	7
FORD	19	0	0	0	9	0	0	28
HONDA	20	0	0	0	15	0	0	35
HYUNDAI	24	0	0	0	43	0	0	67
JAGUAR LAND ROVE	0	0	0	0	5	0	0	5
JAGUAR LAND ROVE	0	0	0	0	14	0	0	14
KIA	16	0	0	0	52	0	10	78
LAND ROVER	1	0	0	0	0	0	0	1
LEXUS	0	0	0	4	0	0	0	4
MAZDA	31	0	0	0	4	0	0	35
MERCEDES-BENZ	6	0	0	0	19	1	0	26
MITSUBISHI	8	0	5	0	5	0	0	18
NISSAN	12	0	0	0	18	0	7	37
OPEL	15	0	0	0	1	0	0	16
PEUGEOT	3	0	0	0	9	0	0	12
POLARIS	1	0	0	0	0	0	0	1
PORSCHE	0	0	2	0	2	0	0	4
RENAULT	1	0	0	0	37	0	0	38
SKODA	14	19	0	0	25	0	0	58
SSANGYONG	0	0	0	0	2	0	0	2
SUBARU	14	0	0	0	8	0	0	22
SUZUKI	25	0	0	0	0	0	0	25
TESLA MOTORS	0	0	0	0	0	0	2	2
TOYOTA	64	0	0	16	44	0	0	124
VOLKSWAGEN	40	13	1	0	17	0	10	81
VOLKSWAGEN, VW	0	2	0	0	0	0	0	2
VOLVO	0	0	0	0	28	0	0	28
<b>Alls</b>	<b>328</b>	<b>34</b>	<b>9</b>	<b>20</b>	<b>387</b>	<b>1</b>	<b>29</b>	<b>808</b>

## Hópbifreiðar

	Dísel	Alls
MERCEDES-BENZ	2	2
<b>Alls</b>	<b>2</b>	<b>2</b>

## Sendibifreiðar

	Bensín	Dísel	Rafm.	Alls
CHEVROLET	2	0	0	2
CITROEN	0	9	0	9
FORD	2	16	0	18
ISUZU	0	2	0	2
MAZDA	2	0	0	2
MERCEDES-BENZ	0	14	0	14
NISSAN	0	1	1	2
PEUGEOT	0	2	0	2
RENAULT	0	6	0	6

	Bensín	Dísel	Rafm.	Alls
SKODA	1	0	0	1
TOYOTA	0	16	0	16
VOLKSWAGEN	4	12	0	16
<b>Alls</b>	<b>11</b>	<b>78</b>	<b>1</b>	<b>90</b>

### Vörubifreiðar

	Dísel	Alls
DODGE	1	1
FORD	4	4
MAN	3	3
MERCEDES-BENZ	2	2
SCANIA	6	6
VOLKSWAGEN	1	1
VOLVO	1	1
<b>Alls</b>	<b>18</b>	<b>18</b>

### Pung bifhjól

	Bensín	Alls
BETA	1	1
CFMOTO	1	1
KTM	1	1
POLARIS	2	2
<b>Alls</b>	<b>5</b>	<b>5</b>

### Torfæruhjól

	Bensín	Alls
CAN-AM	13	13
HONDA	2	2
POLARIS	1	1
TDR	1	1
<b>Alls</b>	<b>17</b>	<b>17</b>

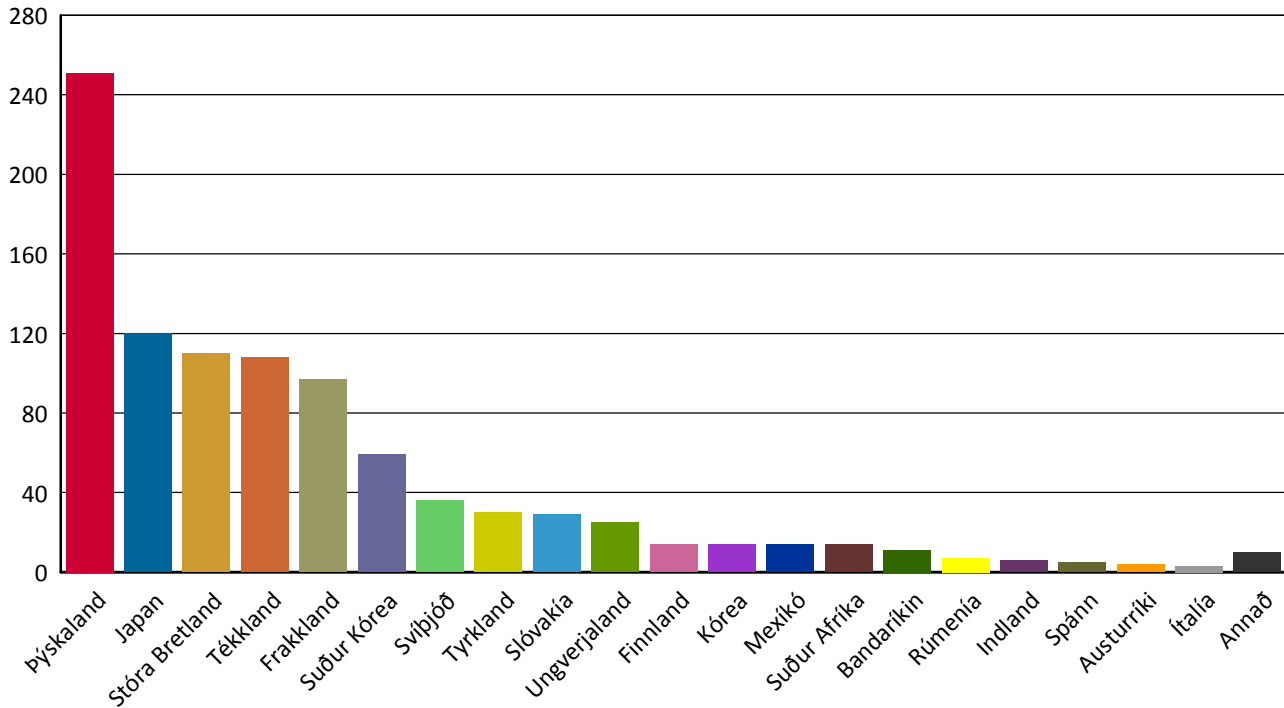
### Dráttarvélar

	Dísel	Alls
ARCTIC CAT	3	3
DEUTZ FAHR	3	3
VALTRA	1	1
<b>Alls</b>	<b>7</b>	<b>7</b>

## Nýskráning nýrra ökutækja eftir framleiðslulöndum

Tímabil: 1.10.2015 - 31.10.2015

## Topp 20



	Fólksbifreiðar	Hópbifreiðar	Sendibifreiðar	Vörubifreiðar	Alls
Bandaríkin	3	0	0	4	7
Belgía	0	0	2	0	2
Frakkland	80	0	17	0	97
Indland	6	0	0	0	6
Japan	119	0	0	0	119
Kanada	0	0	0	1	1
Kórea	12	0	2	0	14
Mexikó	12	0	2	0	14
Rúmenía	7	0	0	0	7
Slóvakía	29	0	0	0	29
Spánn	4	0	1	0	5
Stóra Bretland	100	0	1	0	101
Suður Afríka	0	0	14	0	14
Suður Kórea	59	0	0	0	59
Svíþjóð	28	0	0	7	35
Tailand	0	0	2	0	2
Tékkland	106	0	1	0	107
Tyrkland	30	0	0	0	30
Ungverjaland	25	0	0	0	25
Þýskaland	188	2	48	6	244
<b>Alls</b>	<b>808</b>	<b>2</b>	<b>90</b>	<b>18</b>	<b>918</b>

	Þung bifhjól	Torfæruhjól	Alls
Austurríki	1	0	1
Bandaríkin	2	2	4
Finnland	0	13	13
Ítalía	1	0	1
Japan	0	1	1
Kína	1	1	2
<b>Alls</b>	<b>5</b>	<b>17</b>	<b>22</b>

	Dráttarvélar	Eftirvagnar	Ferðavagnar	Alls
Austurríki	3	0	0	3
Danmörk	0	1	0	1
Finnland	1	0	0	1
Ísland	0	2	0	2
Ítalía	2	0	0	2
Stóra Bretland	0	9	0	9
Svíþjóð	0	1	0	1
Tékkland	0	1	0	1
Þýskaland	1	5	1	7
<b>Alls</b>	<b>7</b>	<b>19</b>	<b>1</b>	<b>27</b>

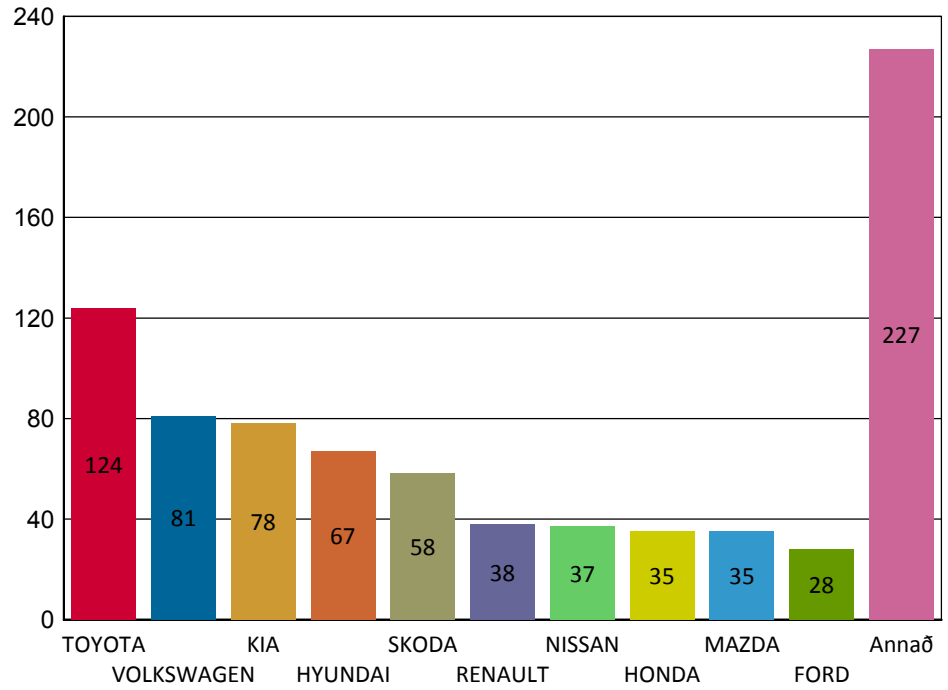


## Nýskráning nýrra ökutækja - Topp 10 fólksbifreiðar

Tímabil: 1.10.2015 - 31.10.2015

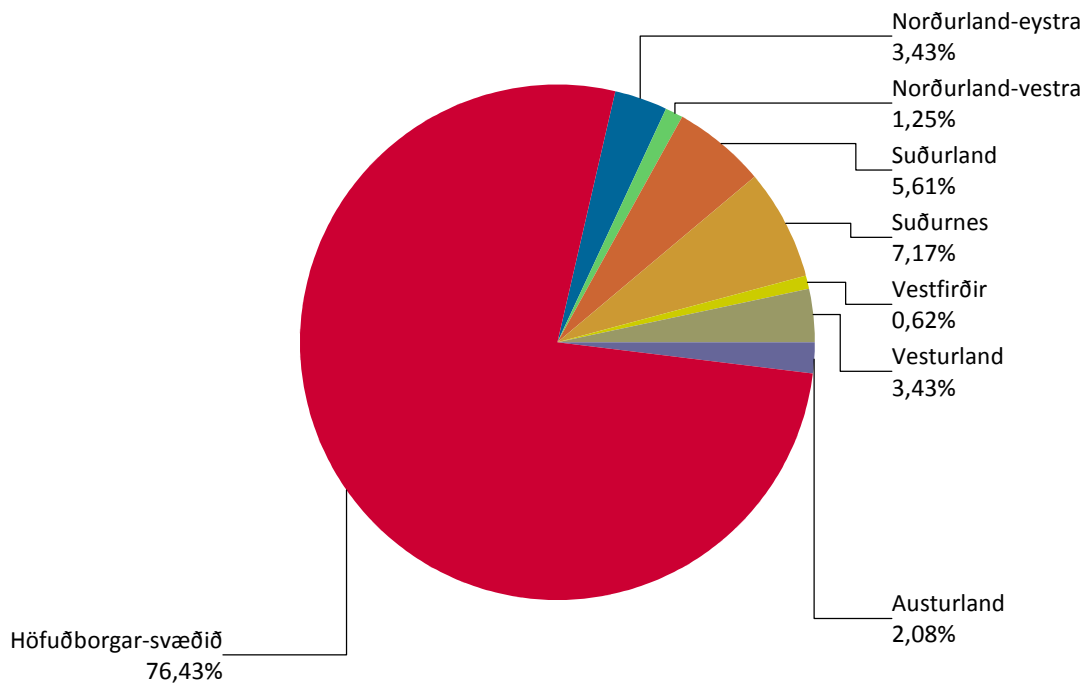
## Topp 10

Fólksbifreiðar	
TOYOTA	124
VOLKSWAGEN	81
KIA	78
HYUNDAI	67
SKODA	58
RENAULT	38
NISSAN	37
HONDA	35
MAZDA	35
FORD	28



## Nýskráning nýrra ökutækja eftir landshlutum

Dagsetning: 1.10.2015 - 31.10.2015



	Höfuðborgar-svæðið	Suðurnes	Vesturland	Vestfirðir	Norðurland-vestra	Norðurland-eystra	Austurland	Suðurland	Alls
Fólksbífreiðar	627	61	24	5	10	22	16	39	804
Hópbífreiðar	2	0	0	0	0	0	0	0	2
Sendibífreiðar	65	3	4	0	1	5	2	10	90
Vörubífreiðar	9	3	2	1	0	0	1	2	18
Þung bífhjól	4	0	0	0	0	1	0	0	5
Torfæruhjól	13	1	1	0	0	2	0	0	17
Dráttarvélar	2	0	1	0	0	2	1	1	7
Eftirvagnar	13	1	1	0	1	1	0	2	19
Ferðavagnar	1	0	0	0	0	0	0	0	1
<b>Alls</b>	<b>736</b>	<b>69</b>	<b>33</b>	<b>6</b>	<b>12</b>	<b>33</b>	<b>20</b>	<b>54</b>	<b>963</b>

	Höfuðborgar-svæðið	Suðurnes	Vesturland	Vestfirðir	Norðurland-vestra	Norðurland-eystra	Austurland	Suðurland	Alls
AGADOS	0	0	0	0	0	1	0	0	1
ARCTIC CAT	0	0	1	0	0	1	1	0	3
AUDI	8	1	0	0	0	0	0	1	10
BATESON	2	0	1	0	0	0	0	0	3
BETA	1	0	0	0	0	0	0	0	1
BMW	11	0	0	0	0	1	0	0	12
BRENDERUP	1	0	0	0	0	0	0	0	1
CAN-AM	13	0	0	0	0	0	0	0	13
CFMOTO	1	0	0	0	0	0	0	0	1
CHEVROLET	12	1	0	0	0	0	0	0	13
CITROEN	12	0	0	0	0	1	0	0	13
DACIA	6	0	1	0	0	0	0	0	7
DEUTZ FAHR	2	0	0	0	0	0	0	1	3
DODGE	0	0	0	0	0	0	0	1	1
FLIEGL	1	0	0	0	0	0	0	0	1
FORD	42	0	1	1	0	3	2	1	50
FUEL PROOF	3	0	0	0	0	0	0	0	3

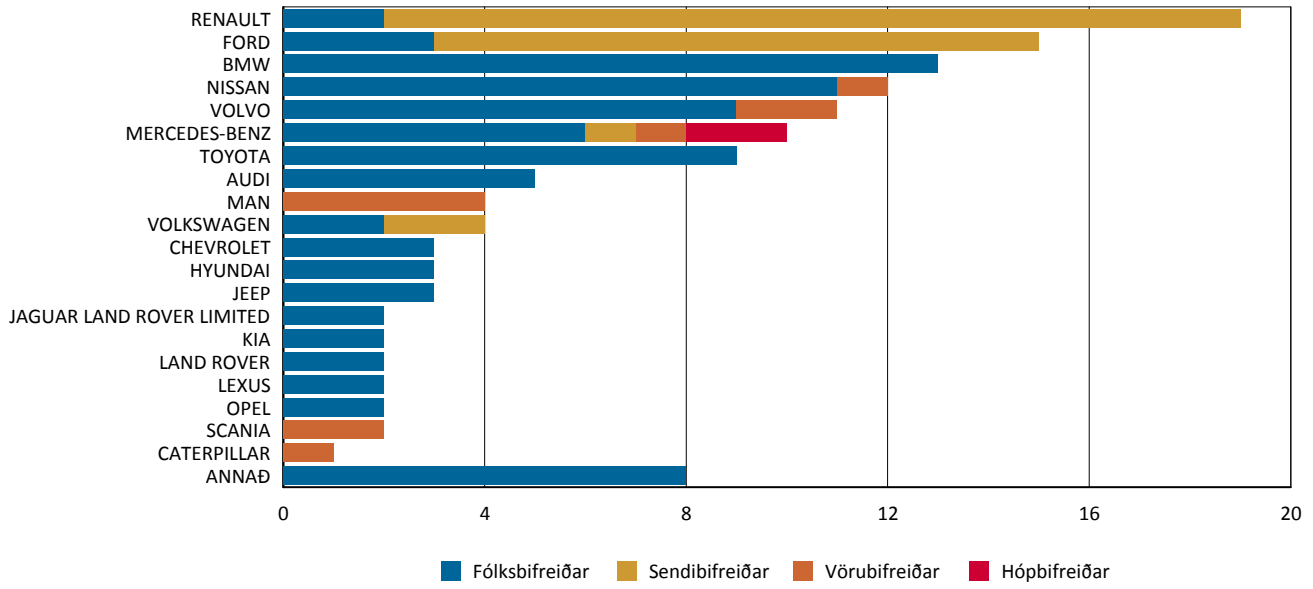
Heimilt er að birta einstaka niðurstöður úr þessari skýrslu ef heimilda er getið. Ekki er heimilt að afrita skýrsluna, hvorki að hluta né í heild sinni, til dreifingar.

	Höfuðborgar -svæðið	Suðurnes	Vesturland	Vestfirðir	Norðurland- vestra	Norðurland- eystra	Austurland	Suðurland	Alls
HONDA	24	4	3	1	0	2	1	2	37
HULCO	1	0	0	0	0	0	0	0	1
HYMER	1	0	0	0	0	0	0	0	1
HYUNDAI	61	2	0	0	0	0	3	1	67
IFOR WILLIAMS	1	0	0	0	0	0	0	0	1
INDESPENSION	0	0	0	0	1	0	0	0	1
ISUZU	1	0	0	0	0	0	1	0	2
JAGUAR LAND ROVER	2	1	1	0	0	1	0	0	5
JAGUAR LAND ROVER LI	11	1	0	0	0	0	1	0	13
KIA	47	21	4	2	0	0	0	4	78
KTM	1	0	0	0	0	0	0	0	1
LEXUS	1	1	0	0	0	1	1	0	4
MAN	3	0	0	0	0	0	0	0	3
MAZDA	36	1	0	0	0	0	0	0	37
MERCEDES-BENZ	40	3	1	0	0	0	0	0	44
MITSUBISHI	14	0	0	0	0	0	1	3	18
MULDOON	1	0	0	0	0	0	0	0	1
NISSAN	29	2	3	0	0	0	1	4	39
NTM	1	0	0	0	0	0	0	0	1
OPEL	10	3	1	0	0	0	0	2	16
PEUGEOT	10	0	3	0	0	0	0	1	14
POLARIS	2	0	0	0	0	2	0	0	4
PORSCHE	3	0	0	0	0	1	0	0	4
RAGNAR VALSSON	0	0	0	0	0	0	0	2	2
RENAULT	35	2	4	0	0	1	1	1	44
SCANIA	5	0	0	0	0	0	1	0	6
SKODA	46	7	0	0	1	1	2	2	59
SSANGYONG	2	0	0	0	0	0	0	0	2
STEMA	2	1	0	0	0	0	0	0	3
SUBARU	15	1	0	1	1	1	2	1	22
SUZUKI	18	1	2	0	1	2	0	1	25
TDR	0	1	0	0	0	0	0	0	1
TESLA MOTORS	0	0	0	0	0	0	0	2	2
TOYOTA	93	11	4	0	2	9	1	20	140
VALTRA	0	0	0	0	0	1	0	0	1
VOLKSWAGEN	83	3	2	1	4	1	0	3	97
VOLKSWAGEN, VW	2	0	0	0	0	0	0	0	2
VOLVO	20	1	1	0	2	3	1	1	29
<b>Alls</b>	<b>736</b>	<b>69</b>	<b>33</b>	<b>6</b>	<b>12</b>	<b>33</b>	<b>20</b>	<b>54</b>	<b>963</b>

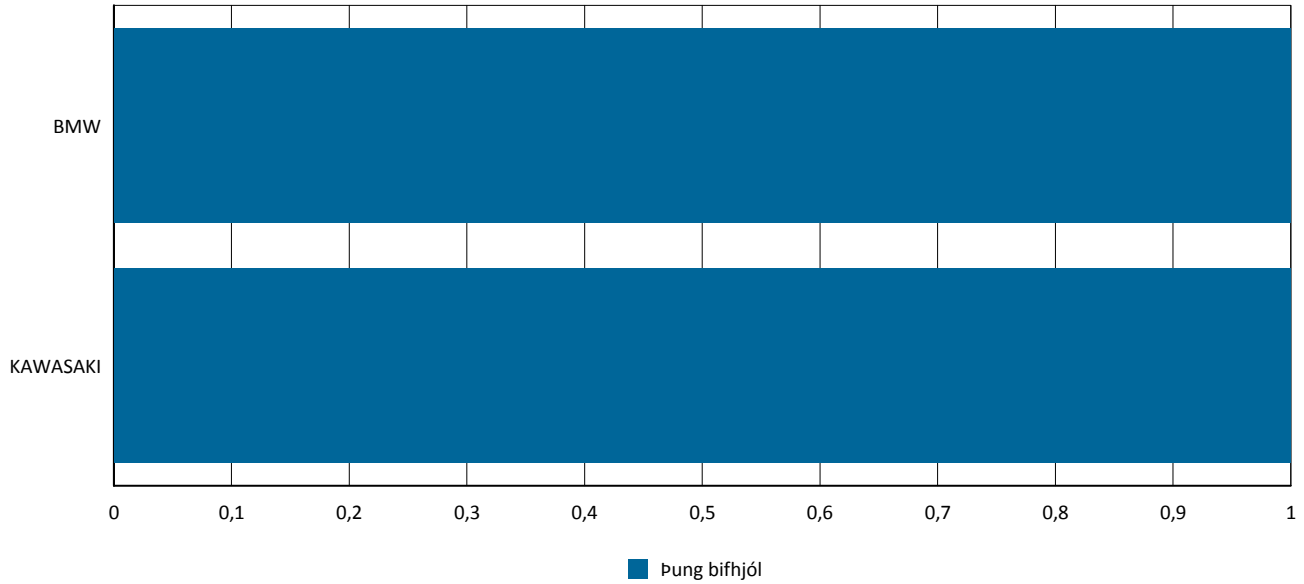
### Nýskráning notaðra ökutæki eftir tegund

Tímabil: 1.10.2015 - 31.10.2015

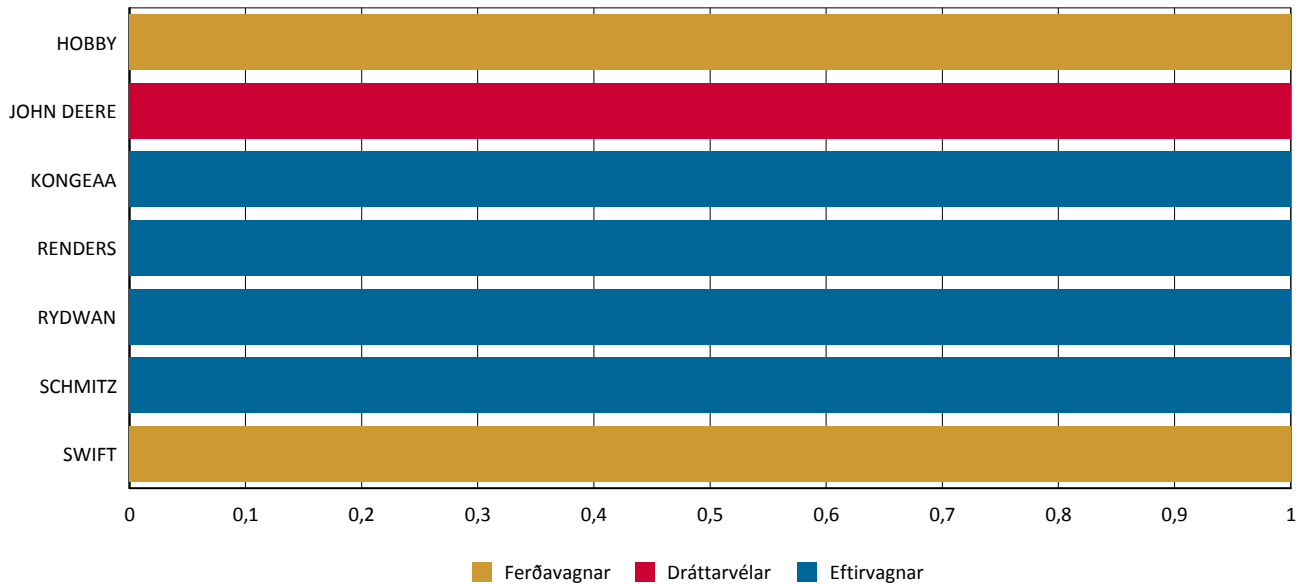
#### Topp 20



#### Topp 20



#### Topp 20



	Fólksbífreiddar	Hópbífreiddar	Sendibífreiddar	Vörubífreiddar	Alls
AUDI	5	0	0	0	5
BMW	13	0	0	0	13
CATERPILLAR	0	0	0	1	1
CHAUSSON/FIAT	1	0	0	0	1
CHEVROLET	3	0	0	0	3
CITROEN	1	0	0	0	1
FIAT	1	0	0	0	1
FORD	3	0	12	0	15
GAZ	1	0	0	0	1
HYUNDAI	3	0	0	0	3
JAGUAR LAND ROVER	2	0	0	0	2
JEEP	3	0	0	0	3
KIA	2	0	0	0	2
LAND ROVER	2	0	0	0	2
LEXUS	2	0	0	0	2
MAN	0	0	0	4	4
MERCEDES-BENZ	6	2	1	1	10
NISSAN	11	0	0	1	12
OPEL	2	0	0	0	2
PEUGEOT	1	0	0	0	1
RENAULT	2	0	17	0	19
SAAB	1	0	0	0	1
SCANIA	0	0	0	2	2
SKODA	1	0	0	0	1
SUZUKI	1	0	0	0	1
TOYOTA	9	0	0	0	9
VOLKSWAGEN	2	0	2	0	4
VOLVO	9	0	0	2	11
<b>Alls</b>	<b>87</b>	<b>2</b>	<b>32</b>	<b>11</b>	<b>132</b>

**Pung bífhjól Alls**

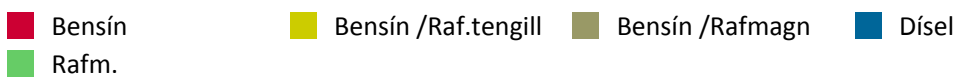

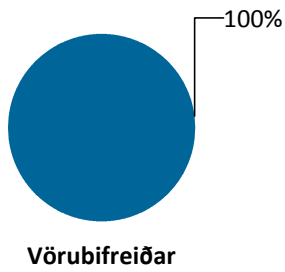
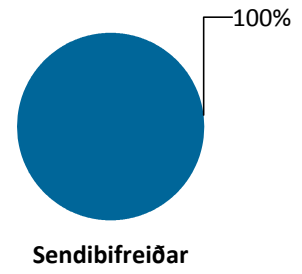
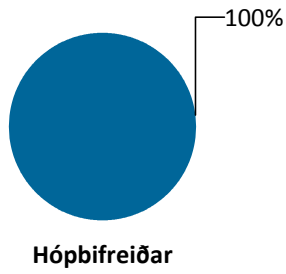
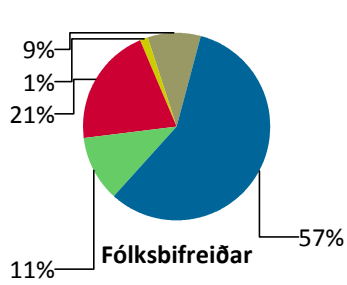
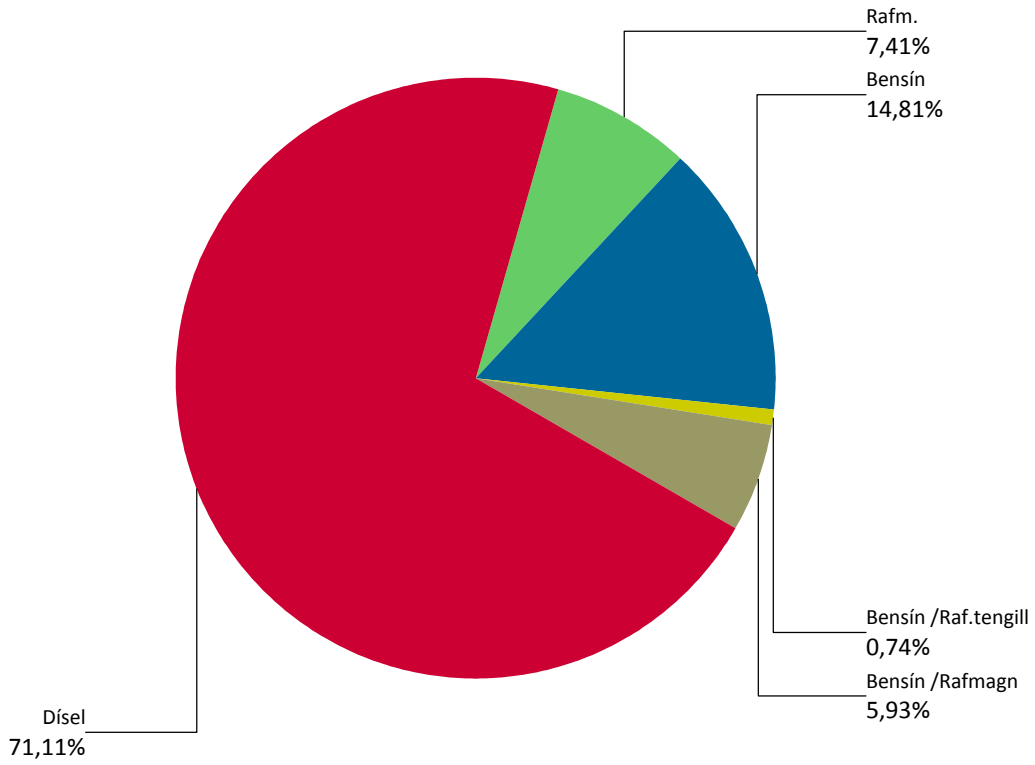
BMW	1	1
KAWASAKI	1	1
<b>Alls</b>	<b>2</b>	<b>2</b>

**Dráttarvélar Eftirvagnar Ferðavagnar Alls**

HOBBY	0	0	1	1
JOHN DEERE	1	0	0	1
KONGEAA	0	1	0	1
RENDERS	0	1	0	1
RYDWAN	0	1	0	1
SCHMITZ	0	1	0	1
SWIFT	0	0	1	1
<b>Alls</b>	<b>1</b>	<b>4</b>	<b>2</b>	<b>7</b>

Nýskráning notaðra ökutækja eftir orkugjafa

Dagsetning: 1.10.2015 - 31.10.2015



**Fólksbifreiðar**

	Bensín	Bensín /Raf.ten	Bensín /Rafmag	Dísel	Rafm.	Alls
AUDI	1	0	0	4	0	5
BMW	1	0	0	12	0	13
CHAUSSON/FIAT	0	0	0	1	0	1
CHEVROLET	2	1	0	0	0	3
CITROEN	0	0	0	1	0	1
FIAT	0	0	0	1	0	1
FORD	2	0	0	1	0	3
GAZ	1	0	0	0	0	1
HYUNDAI	0	0	0	3	0	3
JAGUAR LAND ROVE	0	0	0	2	0	2
JEEP	3	0	0	0	0	3
KIA	0	0	0	2	0	2
LAND ROVER	0	0	0	2	0	2
LEXUS	0	0	2	0	0	2
MERCEDES-BENZ	1	0	0	5	0	6
NISSAN	1	0	0	0	10	11
OPEL	0	0	0	2	0	2
PEUGEOT	0	0	0	1	0	1
RENAULT	2	0	0	0	0	2
SAAB	0	0	0	1	0	1
SKODA	0	0	0	1	0	1
SUZUKI	1	0	0	0	0	1
TOYOTA	2	0	6	1	0	9
VOLKSWAGEN	1	0	0	1	0	2
VOLVO	0	0	0	9	0	9
<b>Alls</b>	<b>18</b>	<b>1</b>	<b>8</b>	<b>50</b>	<b>10</b>	<b>87</b>

**Hópbifreiðar**

	Dísel	Alls
MERCEDES-BENZ	2	2
<b>Alls</b>	<b>2</b>	<b>2</b>

**Sendibifreiðar**

	Dísel	Alls
FORD	12	12
MERCEDES-BENZ	1	1
RENAULT	17	17
VOLKSWAGEN	2	2
<b>Alls</b>	<b>32</b>	<b>32</b>

**Vörubifreiðar**

	Dísel	Alls
CATERPILLAR	1	1
MAN	4	4
MERCEDES-BENZ	1	1
NISSAN	1	1
SCANIA	2	2
VOLVO	2	2

**Dísel**    **Alls**

---

**Alls**                    **11**    **11****Pung bifhjól****Bensín**    **Alls**

---

BMW                    1    1

---

KAWASAKI            1    1

---

**Alls**                    2    2**Dráttarvélar****Dísel**    **Alls**

---

JOHN DEERE           1    1

---

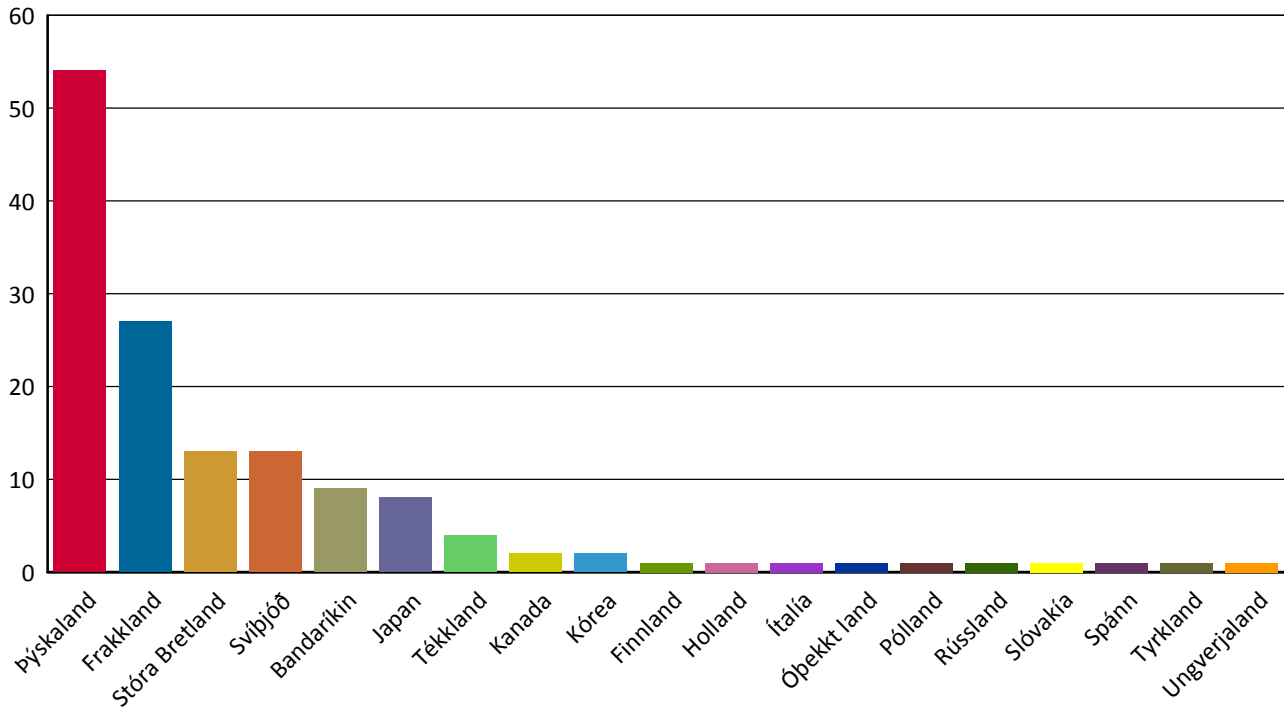
**Alls**                    1    1



## Nýskráning notaðra ökutækja eftir framleiðslulöndum

Tímabil: 1.10.2015 - 31.10.2015

## Topp 20



	Fólksbifreiðar	Hópbifreiðar	Sendibifreiðar	Vörubifreiðar	Alls
Bandaríkin	6	0	0	2	8
Frakkland	10	0	17	0	27
Holland	0	0	0	1	1
Ítalía	1	0	0	0	1
Japan	7	0	0	0	7
Kanada	2	0	0	0	2
Kórea	2	0	0	0	2
Rússland	1	0	0	0	1
Slóvakía	1	0	0	0	1
Spánn	0	0	0	1	1
Stóra Bretland	12	0	0	0	12
Svíþjóð	10	0	0	2	12
Tékkland	4	0	0	0	4
Tyrkland	1	0	0	0	1
Ungverjaland	1	0	0	0	1
Þýskaland	29	2	15	5	51
<b>Alls</b>	<b>87</b>	<b>2</b>	<b>32</b>	<b>11</b>	<b>132</b>

	Þung bifhjól	Alls
Japan	1	1
Þýskaland	1	1
<b>Alls</b>	<b>2</b>	<b>2</b>

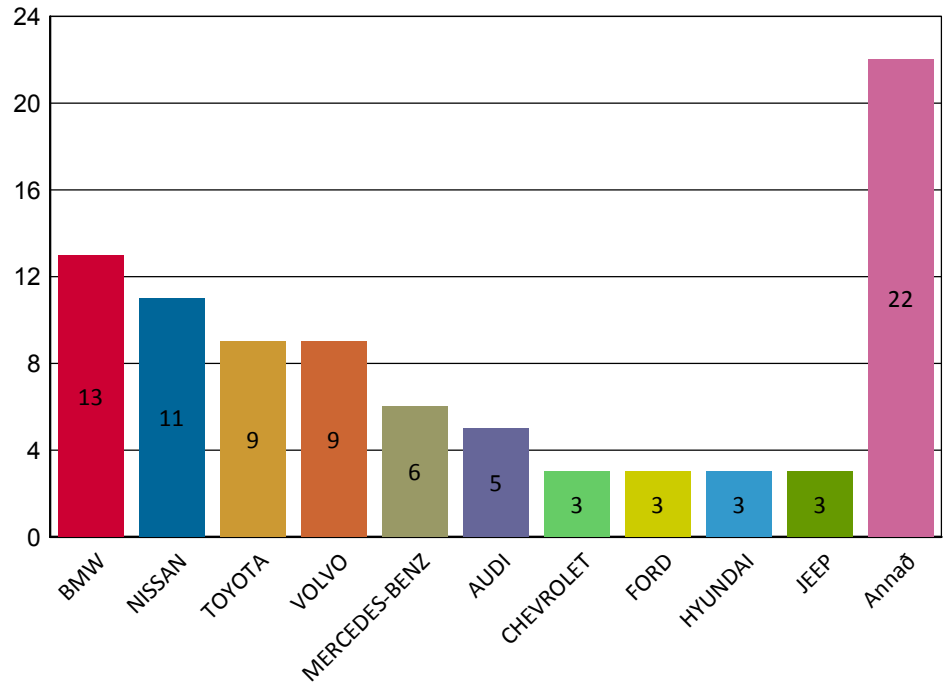
	Dráttarvélar	Eftirvagnar	Ferðavagnar	Alls
Bandaríkin	1	0	0	1
Óþekkt land	0	1	0	1
Pólland	0	1	0	1
Stóra Bretland	0	0	1	1
Svíþjóð	0	1	0	1
Þýskaland	0	1	1	2
<b>Alls</b>	<b>1</b>	<b>4</b>	<b>2</b>	<b>7</b>

## Nýskráning notaðra ökutækja - Topp 10 fólksbifreiðar

Tímabil: 1.10.2015 - 31.10.2015

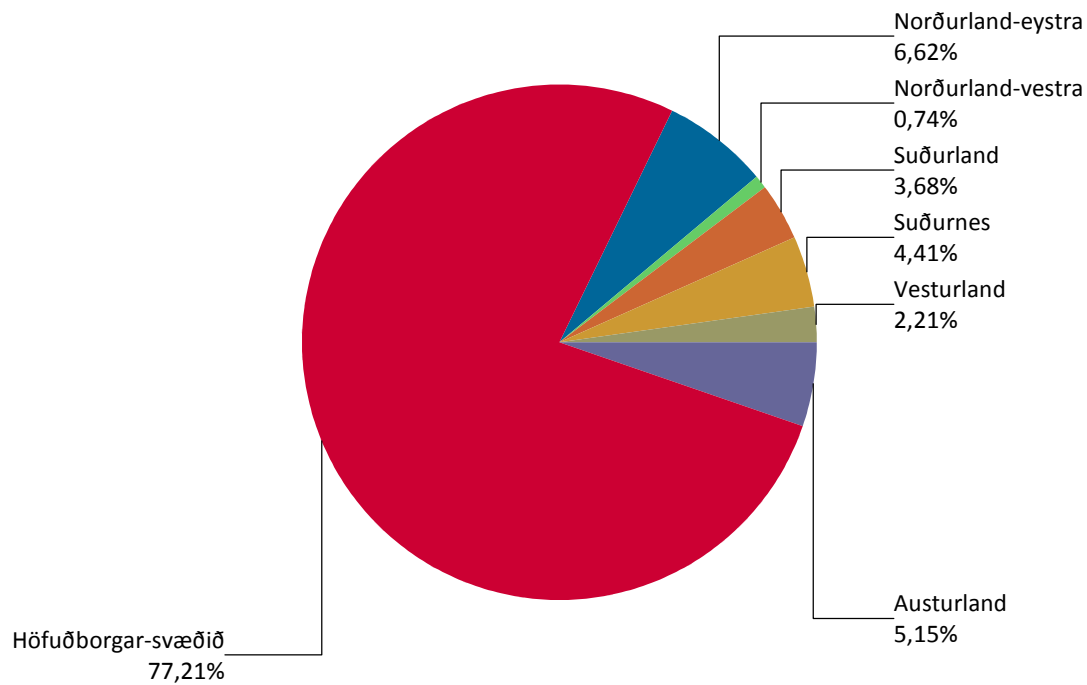
## Topp 10

Fólksbifreiðar	
BMW	13
NISSAN	11
TOYOTA	9
VOLVO	9
MERCEDES-BENZ	6
AUDI	5
CHEVROLET	3
FORD	3
HYUNDAI	3
JEEP	3



## Nýskráning notaðra ökutækja eftir landshlutum

Dagsetning: 1.10.2015 - 31.10.2015



	Höfuðborgar-svæðið	Suðurnes	Vesturland	Norðurland-vestra	Norðurland-eystra	Austurland	Suðurland	Alls
Fólksbifreiðar	63	6	3	1	7	1	1	82
Hópbifreiðar	1	0	0	0	1	0	0	2
Sendibifreiðar	31	0	0	0	0	1	0	32
Vörubifreiðar	7	0	0	0	1	3	0	11
Þung bifhjól	2	0	0	0	0	0	0	2
Dráttarvélar	0	0	0	0	0	0	1	1
Eftirvagnar	1	0	0	0	0	1	2	4
Ferðavagnar	0	0	0	0	0	1	0	1
<b>Alls</b>	<b>105</b>	<b>6</b>	<b>3</b>	<b>1</b>	<b>9</b>	<b>7</b>	<b>4</b>	<b>135</b>

	Höfuðborgar-svæðið	Suðurnes	Vesturland	Norðurland-vestra	Norðurland-eystra	Austurland	Suðurland	Alls
AUDI	5	0	0	0	0	0	0	5
BMW	9	2	0	0	2	1	0	14
CATERPILLAR	0	0	0	0	0	1	0	1
CHAUSSON/FIAT	0	0	0	0	1	0	0	1
CHEVROLET	2	0	1	0	0	0	0	3
CITROEN	1	0	0	0	0	0	0	1
FIAT	1	0	0	0	0	0	0	1
FORD	13	1	0	0	0	1	0	15
GAZ	1	0	0	0	0	0	0	1
HOBBY	0	0	0	0	0	1	0	1
HYUNDAI	3	0	0	0	0	0	0	3
JAGUAR LAND ROVER LI	0	0	1	0	0	0	0	1
JEEP	0	0	0	0	2	0	0	2
JOHN DEERE	0	0	0	0	0	0	1	1
KAWASAKI	1	0	0	0	0	0	0	1
KIA	1	0	0	0	1	0	0	2
KONGEAA	0	0	0	0	0	1	0	1
LAND ROVER	2	0	0	0	0	0	0	2

	Höfuðborgar -svæðið	Suðurnes	Vesturland	Norðurland- vestra	Norðurland- eystra	Austurland	Suðurland	Alls
LEXUS	2	0	0	0	0	0	0	2
MAN	3	0	0	0	0	1	0	4
MERCEDES-BENZ	7	1	0	0	2	0	0	10
NISSAN	12	0	0	0	0	0	0	12
OPEL	2	0	0	0	0	0	0	2
PEUGEOT	1	0	0	0	0	0	0	1
RENAULT	18	0	0	0	0	0	0	18
RENDERS	0	0	0	0	0	0	1	1
RYDWAN	0	0	0	0	0	0	1	1
SAAB	0	0	0	1	0	0	0	1
SCANIA	0	0	0	0	1	1	0	2
SCHMITZ	1	0	0	0	0	0	0	1
SKODA	1	0	0	0	0	0	0	1
SUZUKI	1	0	0	0	0	0	0	1
TOYOTA	6	1	0	0	0	0	1	8
VALTRA	0	0	0	0	0	0	1	1
VOLKSWAGEN	4	0	0	0	0	0	0	4
VOLVO	8	1	1	0	0	0	0	10
<b>Alls</b>	<b>105</b>	<b>6</b>	<b>3</b>	<b>1</b>	<b>9</b>	<b>7</b>	<b>5</b>	<b>136</b>