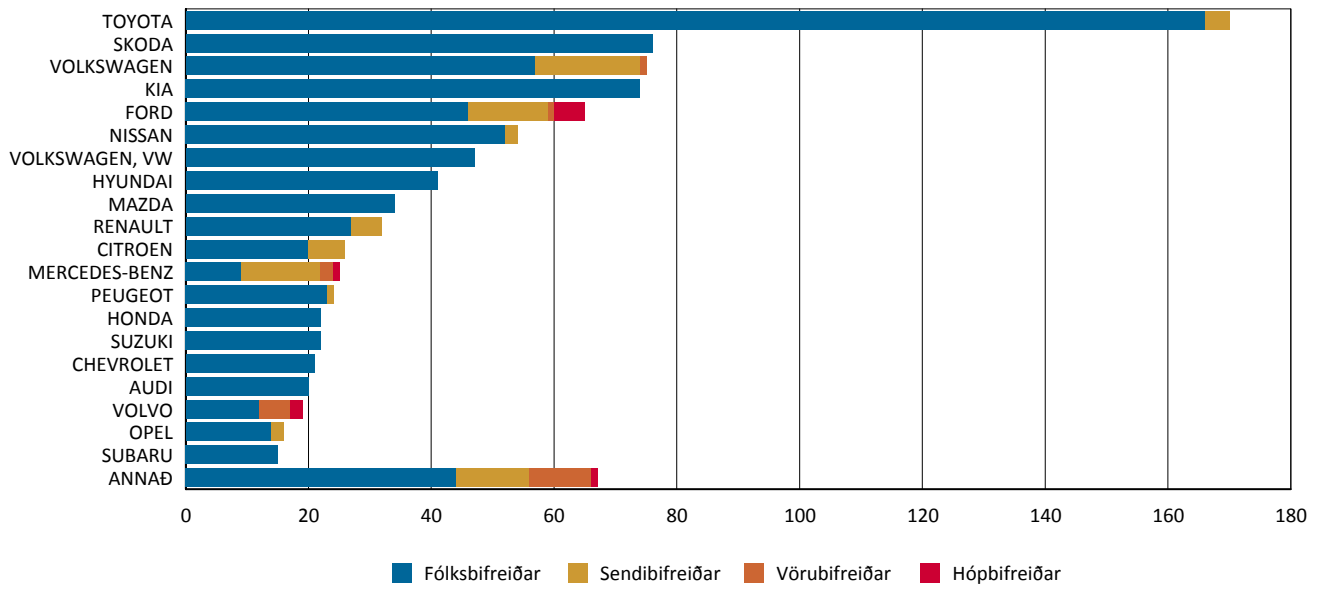


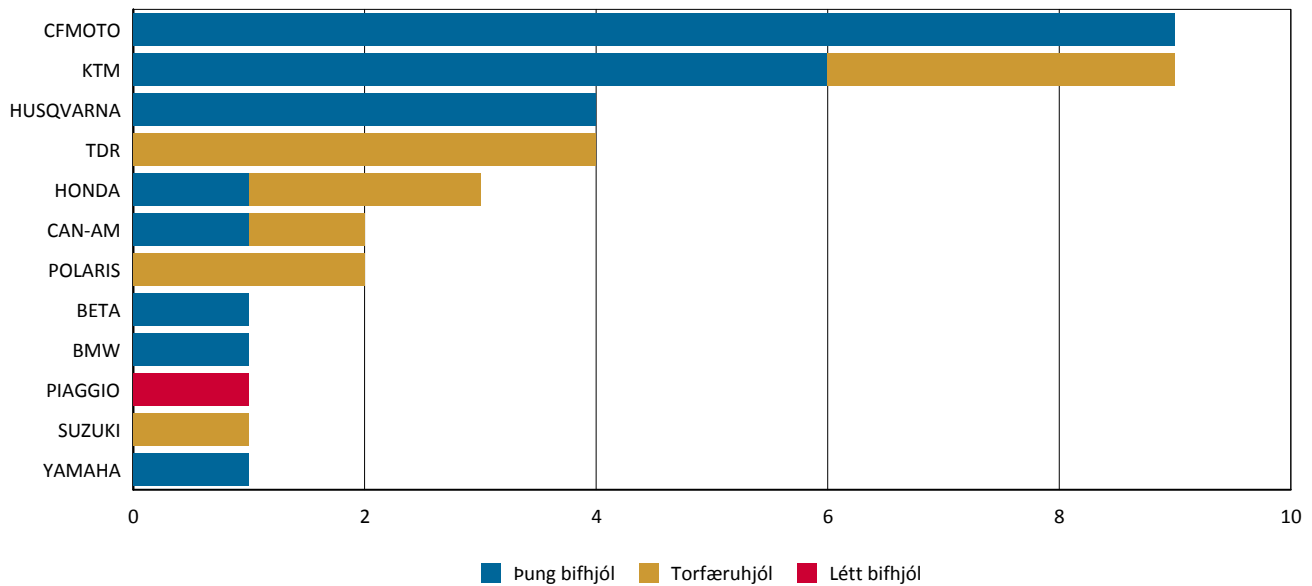
## Nýskráning nýrra ökutæki eftir tegund

Tímabil: 1.8.2015 - 31.8.2015

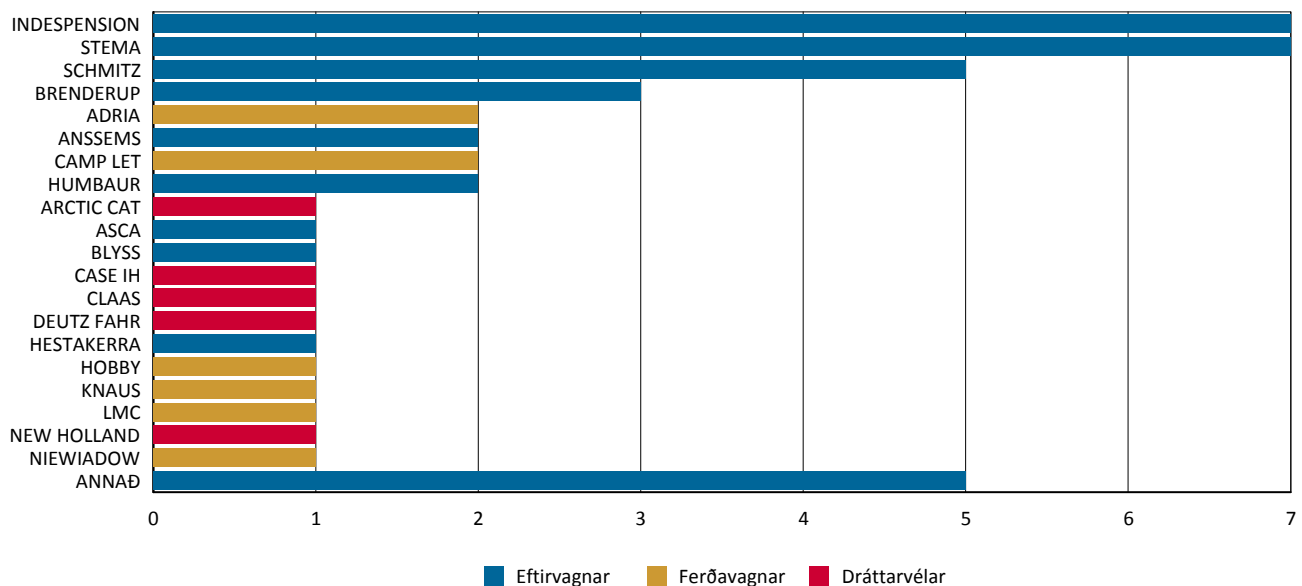
## Topp 20



## Topp 20



## Topp 20



	Fólksbífreiddar	Hópbífreiddar	Sendibífreiddar	Vörubífreiddar	Alls
AUDI	20	0	0	0	20
BMW	9	0	0	0	9
CHEVROLET	21	0	0	0	21
CITROEN	20	0	6	0	26
DACIA	6	0	7	0	13
DODGE	0	0	0	1	1
FORD	46	5	13	1	65
GMC	0	0	0	1	1
HONDA	22	0	0	0	22
HYUNDAI	41	0	0	0	41
ISUZU	0	0	3	0	3
JAGUAR LAND ROVER	3	0	0	0	3
JAGUAR LAND ROVER	5	0	2	0	7
KIA	74	0	0	0	74
LEXUS	4	0	0	0	4
MAN	0	0	0	3	3
MAZDA	34	0	0	0	34
MERCEDES - BENZ	0	0	0	2	2
MERCEDES-BENZ	9	1	13	2	25
MINI	8	0	0	0	8
NISSAN	52	0	2	0	54
OPEL	14	0	2	0	16
PEUGEOT	23	0	1	0	24
PORSCHE	2	0	0	0	2
RENAULT	27	0	5	0	32
SCANIA	0	0	0	3	3
SIDEBULL	0	1	0	0	1
SKODA	76	0	0	0	76
SSANGYONG	1	0	0	0	1
SUBARU	15	0	0	0	15
SUZUKI	22	0	0	0	22
TESLA MOTORS	6	0	0	0	6
TOYOTA	166	0	4	0	170
VOLKSWAGEN	57	0	17	1	75
VOLKSWAGEN, VW	47	0	0	0	47
VOLVO	12	2	0	5	19
<b>Alls</b>	<b>842</b>	<b>9</b>	<b>75</b>	<b>19</b>	<b>945</b>

	Létt bifhjól	Þung bifhjól	Torfæruhjól	Alls
BETA	0	1	0	1
BMW	0	1	0	1
CAN-AM	0	1	1	2
CFMOTO	0	9	0	9
HONDA	0	1	2	3
HUSQVARNA	0	4	0	4
KTM	0	6	3	9
PIAGGIO	1	0	0	1
POLARIS	0	0	2	2
SUZUKI	0	0	1	1
TDR	0	0	4	4
YAMAHA	0	1	0	1
<b>Alls</b>	<b>1</b>	<b>24</b>	<b>13</b>	<b>38</b>

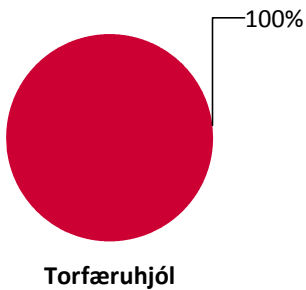

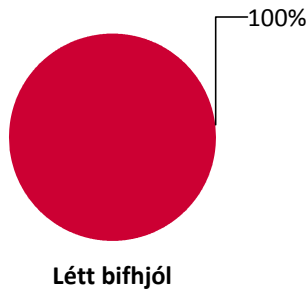
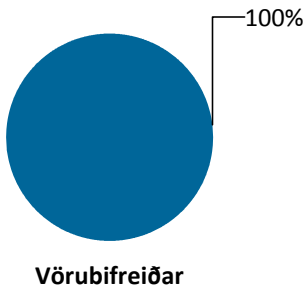
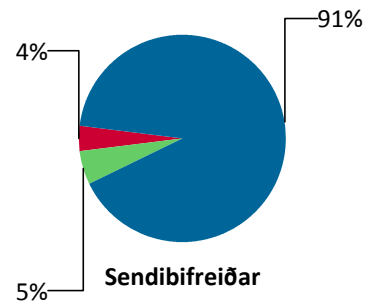
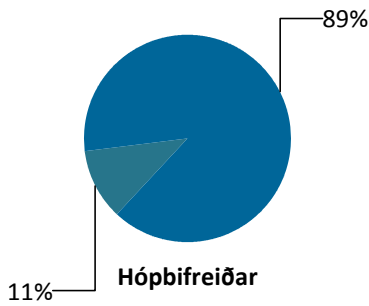
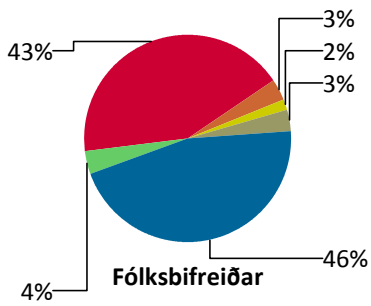
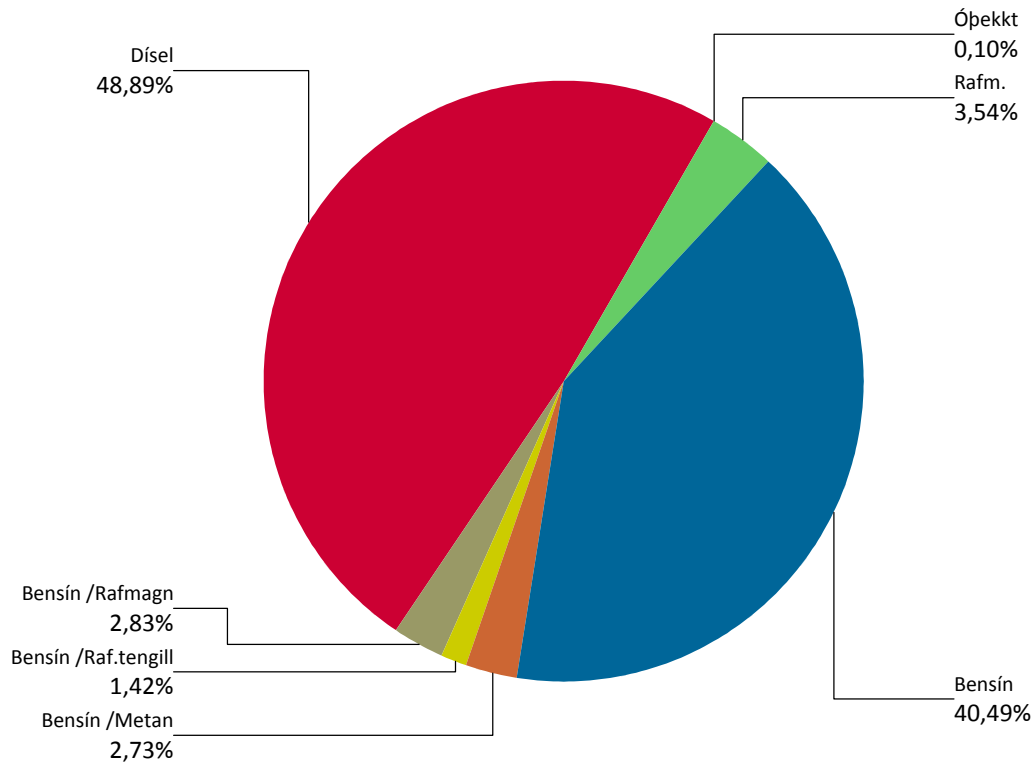
	Dráttarvélar	Eftirvagnar	Ferðavagnar	Alls
ADRIA	0	0	2	2
ANSSEMS	0	2	0	2

Heimilt er að birta einstaka niðurstöður úr þessari skýrslu ef heimilda er getið. Ekki er heimilt að afrita skýrsluna, hvorki að hluta né í heild sinni, til dreifingar.

	Dráttarvélar	Eftirvagnar	Ferðavagnar	Alls
ARCTIC CAT	1	0	0	1
ASCA	0	1	0	1
BLYSS	0	1	0	1
BRENDERUP	0	3	0	3
CAMP LET	0	0	2	2
CASE IH	1	0	0	1
CLAAS	1	0	0	1
DEUTZ FAHR	1	0	0	1
HESTAKERRA	0	1	0	1
HOBBY	0	0	1	1
HUMBAUR	0	2	0	2
INDESPENSION	0	7	0	7
KNAUS	0	0	1	1
LMC	0	0	1	1
NEW HOLLAND	1	0	0	1
NIEWIADOW	0	0	1	1
PEGA	0	1	0	1
RAGNAR VALSSON	0	1	0	1
SCHMIDT	0	1	0	1
SCHMITZ	0	5	0	5
STEMA	0	7	0	7
TYLLIS	0	1	0	1
WARFAMA	0	1	0	1
<b>Alls</b>	<b>5</b>	<b>34</b>	<b>8</b>	<b>47</b>

Nýskráning nýrra ökutækja eftir orkugjafa

Dagsetning: 1.8.2015 - 31.8.2015



## Fólksbifreiðar

	Bensín	Bensín /Metan	Bensín /Raf.ten	Bensín /Rafmag	Dísel	Rafm.	Alls
AUDI	6	0	7	0	7	0	20
BMW	0	0	0	0	9	0	9
CHEVROLET	19	0	0	0	2	0	21
CITROEN	11	0	0	0	9	0	20
DACIA	0	0	0	0	6	0	6
FORD	43	0	0	0	3	0	46
HONDA	22	0	0	0	0	0	22
HYUNDAI	11	0	0	0	30	0	41
JAGUAR LAND ROVE	0	0	0	0	3	0	3
JAGUAR LAND ROVE	0	0	0	0	5	0	5
KIA	12	0	0	0	62	0	74
LEXUS	0	0	0	4	0	0	4
MAZDA	32	0	0	0	2	0	34
MERCEDES-BENZ	1	0	0	0	8	0	9
MITSUBISHI	2	0	3	0	3	0	8
NISSAN	7	0	0	0	38	7	52
OPEL	10	0	0	0	4	0	14
PEUGEOT	13	0	0	0	10	0	23
PORSCHE	0	0	0	0	2	0	2
RENAULT	6	0	0	0	21	0	27
SKODA	21	24	0	0	31	0	76
SSANGYONG	0	0	0	0	1	0	1
SUBARU	8	0	0	0	7	0	15
SUZUKI	22	0	0	0	0	0	22
TESLA MOTORS	0	0	0	0	0	6	6
TOYOTA	69	0	0	24	73	0	166
VOLKSWAGEN	15	2	1	0	22	17	57
VOLKSWAGEN, VW	28	1	3	0	14	1	47
VOLVO	0	0	0	0	12	0	12
<b>Alls</b>	<b>358</b>	<b>27</b>	<b>14</b>	<b>28</b>	<b>384</b>	<b>31</b>	<b>842</b>

## Hópbifreiðar

	Dísel	Óþekkt	Alls
FORD	5	0	5
MERCEDES-BENZ	1	0	1
SIDEBULL	0	1	1
VOLVO	2	0	2
<b>Alls</b>	<b>8</b>	<b>1</b>	<b>9</b>

## Sendibifreiðar

	Bensín	Dísel	Rafm.	Alls
CITROEN	0	6	0	6
DACIA	0	7	0	7
FORD	1	12	0	13
ISUZU	0	3	0	3
JAGUAR LAND ROVE	0	2	0	2
MERCEDES-BENZ	0	13	0	13
NISSAN	0	0	2	2
OPEL	0	2	0	2

	Bensín	Dísel	Rafm.	Alls
PEUGEOT	0	1	0	1
RENAULT	0	5	0	5
TOYOTA	0	4	0	4
VOLKSWAGEN	2	13	2	17
<b>Alls</b>	<b>3</b>	<b>68</b>	<b>4</b>	<b>75</b>

### Vörubifreiðar

	Dísel	Alls
DODGE	1	1
FORD	1	1
GMC	1	1
MAN	3	3
MERCEDES - BENZ	2	2
MERCEDES-BENZ	2	2
SCANIA	3	3
VOLKSWAGEN	1	1
VOLVO	5	5
<b>Alls</b>	<b>19</b>	<b>19</b>

### Létt bifhjól

	Bensín	Alls
PIAGGIO	1	1
<b>Alls</b>	<b>1</b>	<b>1</b>

### Þung bifhjól

	Bensín	Alls
BETA	1	1
BMW	1	1
CAN-AM	1	1
CFMOTO	9	9
HONDA	1	1
HUSQVARNA	4	4
KTM	6	6
YAMAHA	1	1
<b>Alls</b>	<b>24</b>	<b>24</b>

### Torfæruhjól

	Bensín	Alls
CAN-AM	1	1
HONDA	2	2
KTM	3	3
POLARIS	2	2
SUZUKI	1	1
TDR	4	4
<b>Alls</b>	<b>13</b>	<b>13</b>

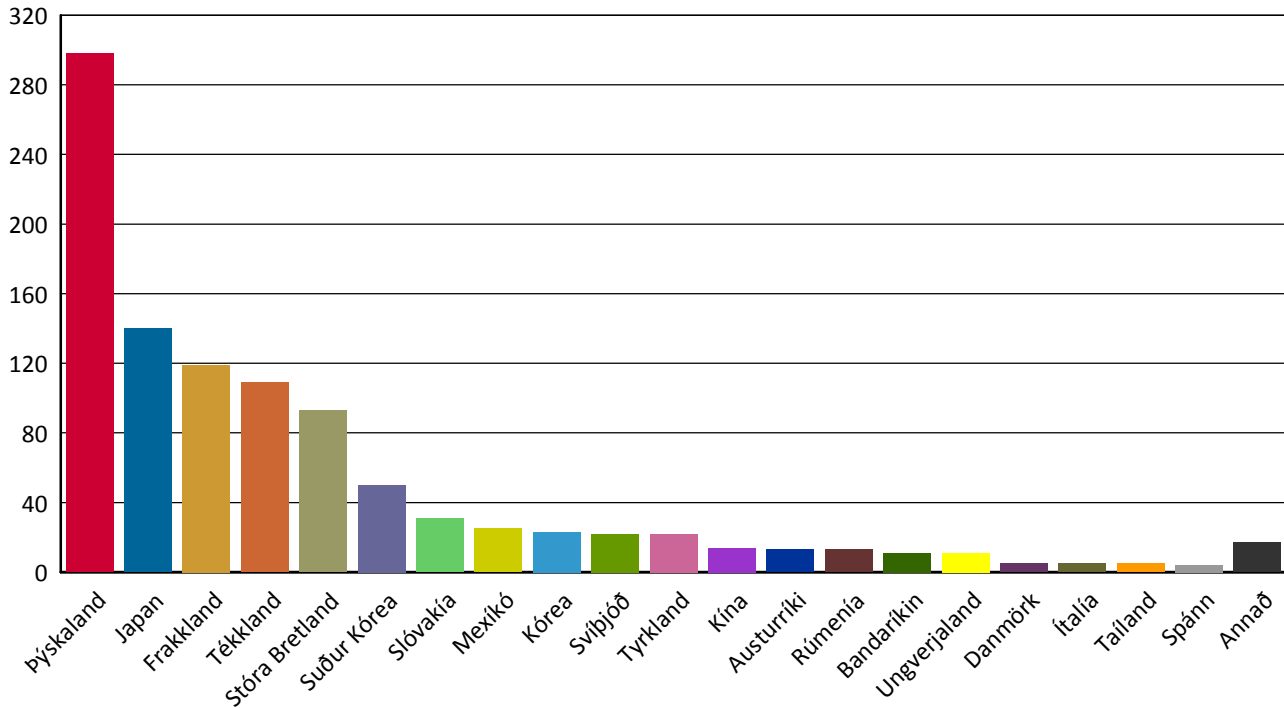
**Dráttarvélar**

	<b>Bensín</b>	<b>Dísel</b>	<b>Alls</b>
ARCTIC CAT	1	0	1
CASE IH	0	1	1
CLAAS	0	1	1
DEUTZ FAHR	0	1	1
NEW HOLLAND	0	1	1
<b>Alls</b>	<b>1</b>	<b>4</b>	<b>5</b>

## Nýskráning nýrra ökutækja eftir framleiðslulöndum

Tímabil: 1.8.2015 - 31.8.2015

## Topp 20



	Fólksbifreiðar	Hópbifreiðar	Sendibifreiðar	Vörubifreiðar	Alls
Austurríki	0	1	0	0	1
Bandaríkin	6	0	0	2	8
Frakkland	105	0	12	0	117
Indland	1	0	0	0	1
Japan	136	0	0	0	136
Kanada	0	0	0	1	1
Kórea	23	0	0	0	23
Mexíkó	24	0	0	0	24
Rúmenía	6	0	7	0	13
Slóvakía	31	0	0	0	31
Spánn	2	0	2	0	4
Stóra Bretland	83	0	2	0	85
Suður Afríka	0	0	4	0	4
Suður Kórea	50	0	0	0	50
Svíþjóð	12	2	0	8	22
Taíland	2	0	3	0	5
Tékkland	109	0	0	0	109
Tyrkland	22	0	0	0	22
Ungverjaland	11	0	0	0	11
Þýskaland	219	6	45	8	278
<b>Alls</b>	<b>842</b>	<b>9</b>	<b>75</b>	<b>19</b>	<b>945</b>

	Létt bifhjól	Þung bifhjól	Torfæruhjól	Alls
Austurríki	0	8	3	11
Bandaríkin	0	0	3	3
Finnland	0	0	1	1
Ítalía	0	3	0	3
Japan	0	2	2	4
Kína	1	9	4	14
Mexíkó	0	1	0	1
Þýskaland	0	1	0	1

Heimilt er að birta einstaka niðurstöður úr þessari skýrslu ef heimilda er getið. Ekki er heimilt að afrita skýrsluna, hvorki að hluta né í heild sinni, til dreifingar.

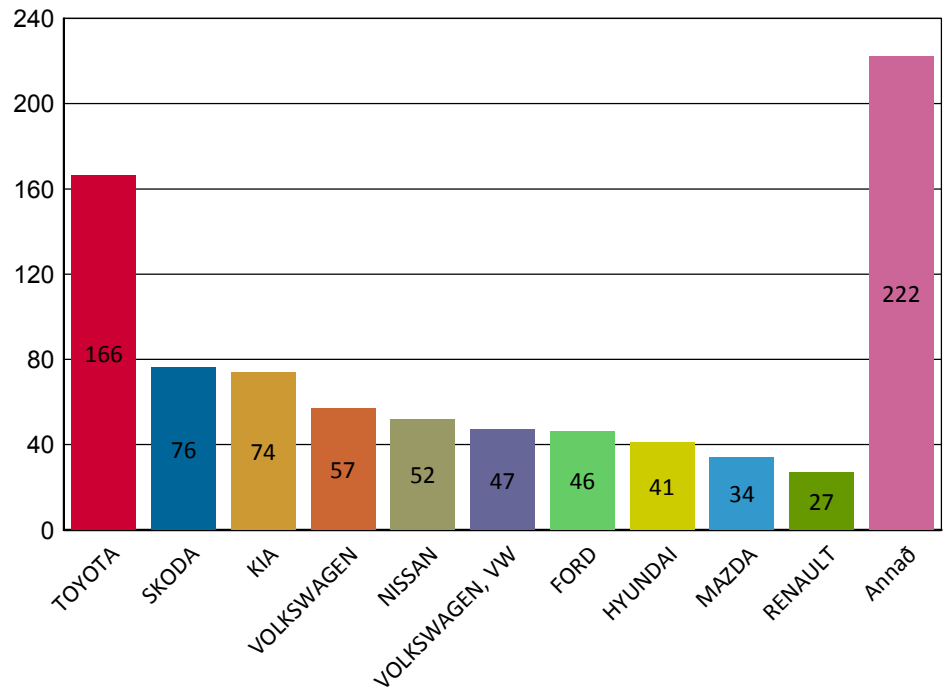


	Létt bifhjól	Þung bifhjól	Torfæruhjól	Alls
<b>Alls</b>	<b>1</b>	<b>24</b>	<b>13</b>	<b>38</b>
	Dráttarvélar	Eftirvagnar	Ferðavagnar	Alls
Austurríki	1	0	0	1
Danmörk	0	3	2	5
Finnland	0	1	0	1
Frakkland	1	1	0	2
Holland	0	3	0	3
Ísland	0	2	0	2
Ítalía	2	0	0	2
Pólland	0	1	1	2
Slóvenía	0	0	2	2
Stóra Bretland	1	7	0	8
Þýskaland	0	16	3	19
<b>Alls</b>	<b>5</b>	<b>34</b>	<b>8</b>	<b>47</b>

## Nýskráning nýrra ökutækja - Topp 10 fólksbifreiðar

Tímabil: 1.8.2015 - 31.8.2015

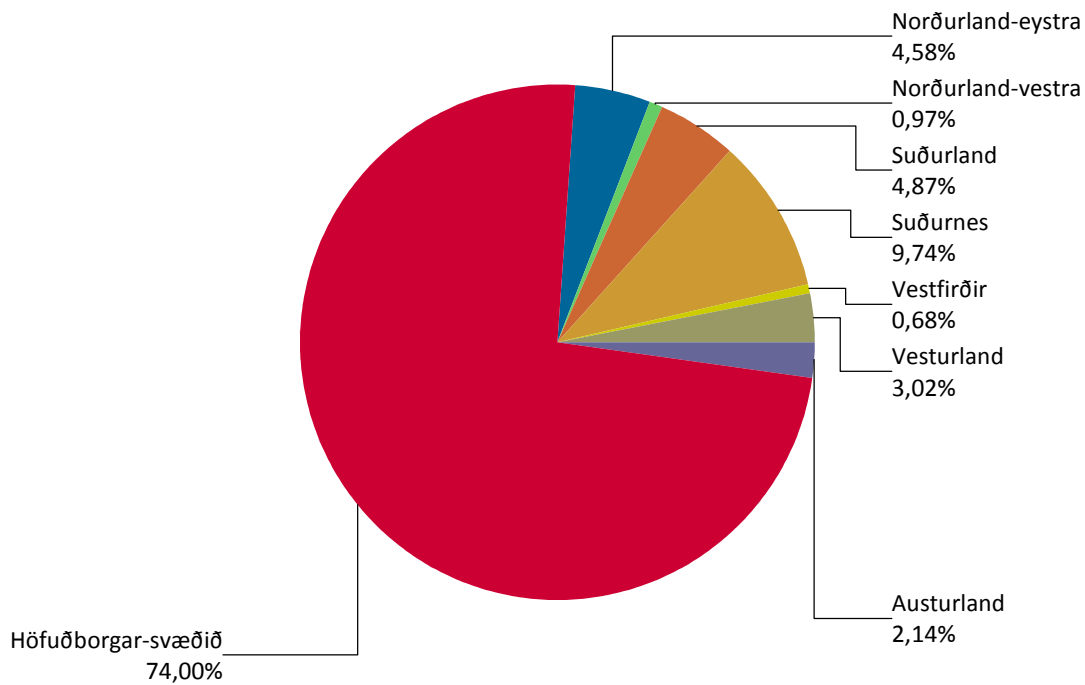
## Topp 10



Fólksbifreiðar	
TOYOTA	166
SKODA	76
KIA	74
VOLKSWAGEN	57
NISSAN	52
VOLKSWAGEN, VW	47
FORD	46
HYUNDAI	41
MAZDA	34
RENAULT	27

## Nýskráning nýrra ökutækja eftir landshlutum

Dagsetning: 1.8.2015 - 31.8.2015



	Höfuðborgar-svæðið	Suðurnes	Vesturland	Vestfirðir	Norðurland-vestra	Norðurland-eystra	Austurland	Suðurland	Alls
Fólksbifreiðar	623	93	21	5	6	37	16	38	839
Hópbifreiðar	9	0	0	0	0	0	0	0	9
Sendibifreiðar	60	4	4	1	1	1	1	3	75
Vörubifreiðar	13	1	3	0	1	0	0	1	19
Létt bifhjól	0	1	0	0	0	0	0	0	1
Þung bifhjól	15	0	0	0	1	2	4	2	24
Torfæruhjól	8	0	1	0	0	1	1	2	13
Dráttarvélar	3	0	1	0	0	1	0	0	5
Eftirvagnar	21	1	1	1	1	5	0	4	34
Ferðavagnar	8	0	0	0	0	0	0	0	8
<b>Alls</b>	<b>760</b>	<b>100</b>	<b>31</b>	<b>7</b>	<b>10</b>	<b>47</b>	<b>22</b>	<b>50</b>	<b>1.027</b>

	Höfuðborgar-svæðið	Suðurnes	Vesturland	Vestfirðir	Norðurland-vestra	Norðurland-eystra	Austurland	Suðurland	Alls
ADRIA	2	0	0	0	0	0	0	0	2
ANSSEMS	2	0	0	0	0	0	0	0	2
ARCTIC CAT	0	0	1	0	0	0	0	0	1
ASCA	1	0	0	0	0	0	0	0	1
AUDI	18	0	1	0	0	0	0	1	20
BETA	1	0	0	0	0	0	0	0	1
BLYSS	1	0	0	0	0	0	0	0	1
BMW	8	1	0	0	0	1	0	0	10
BRENDERUP	2	1	0	0	0	0	0	0	3
CAMP LET	2	0	0	0	0	0	0	0	2
CAN-AM	2	0	0	0	0	0	0	0	2
CASE IH	1	0	0	0	0	0	0	0	1
CFMOTO	8	0	0	0	0	0	1	0	9
CHEVROLET	17	1	0	0	0	0	0	3	21
CITROEN	20	2	0	0	0	3	1	0	26
CLAAS	0	0	0	0	0	1	0	0	1

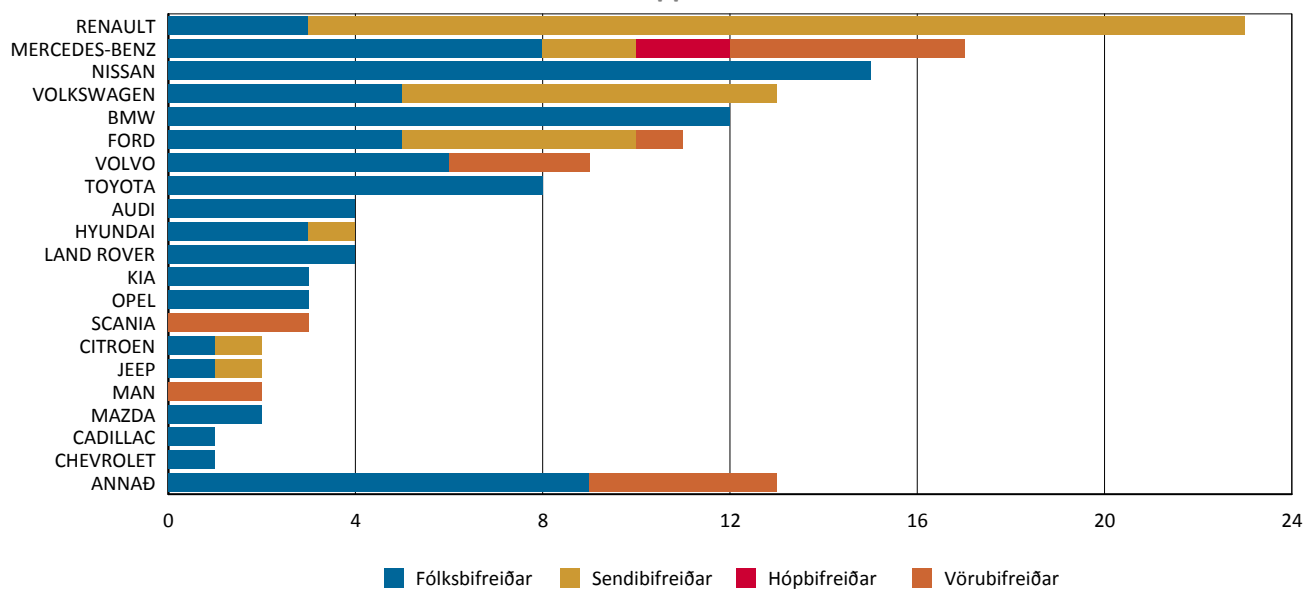
	Höfuðborgar -svæðið	Suðurnes	Vesturland	Vestfirðir	Norðurland- vestra	Norðurland- eystra	Austurland	Suðurland	Alls
DACIA	10	1	1	1	0	0	0	0	13
DEUTZ FAHR	1	0	0	0	0	0	0	0	1
DODGE	0	0	0	0	0	0	0	1	1
FORD	59	2	1	0	1	1	0	0	64
GMC	0	0	1	0	0	0	0	0	1
HESTAKERRA	0	0	0	0	0	0	0	1	1
HOBBY	1	0	0	0	0	0	0	0	1
HONDA	21	0	2	0	1	0	1	0	25
HUMBAUR	2	0	0	0	0	0	0	0	2
HUSQVARNA	1	0	0	0	0	0	3	0	4
HYUNDAI	34	0	1	1	1	2	1	1	41
INDESPENSION	1	0	0	1	1	2	0	2	7
ISUZU	2	0	1	0	0	0	0	0	3
JAGUAR LAND ROVER	3	0	0	0	0	0	0	0	3
JAGUAR LAND ROVER LI	7	0	0	0	0	0	0	0	7
KIA	39	31	0	1	0	0	1	2	74
KNAUS	1	0	0	0	0	0	0	0	1
KTM	7	0	0	0	0	0	0	2	9
LEXUS	3	1	0	0	0	0	0	0	4
LMC	1	0	0	0	0	0	0	0	1
MAN	2	0	1	0	0	0	0	0	3
MAZDA	26	2	2	0	2	1	0	1	34
MERCEDES - BENZ	2	0	0	0	0	0	0	0	2
MERCEDES-BENZ	19	2	2	0	1	0	0	1	25
MITSUBISHI	4	1	0	0	0	0	0	3	8
NEW HOLLAND	1	0	0	0	0	0	0	0	1
NIEWIADOW	1	0	0	0	0	0	0	0	1
NISSAN	42	9	1	0	1	0	0	1	54
OPEL	15	0	0	0	0	0	0	1	16
PEGA	0	0	0	0	0	1	0	0	1
PEUGEOT	23	0	0	0	0	1	0	0	24
PIAGGIO	0	1	0	0	0	0	0	0	1
POLARIS	1	0	0	0	0	0	0	1	2
PORSCHE	2	0	0	0	0	0	0	0	2
RAGNAR VALSSON	1	0	0	0	0	0	0	0	1
RENAULT	26	4	0	0	0	0	1	1	32
SCANIA	3	0	0	0	0	0	0	0	3
SCHMIDT	0	0	0	0	0	1	0	0	1
SCHMITZ	5	0	0	0	0	0	0	0	5
SIDEBULL	1	0	0	0	0	0	0	0	1
SKODA	55	5	6	0	0	1	4	5	76
SSANGYONG	0	0	1	0	0	0	0	0	1
STEMA	5	0	0	0	0	1	0	1	7
SUBARU	9	1	2	0	0	3	0	0	15
SUZUKI	18	2	0	0	0	2	1	0	23
TDR	2	0	0	0	0	0	1	1	4
TESLA MOTORS	4	0	0	0	0	0	1	1	6
TOYOTA	97	28	3	1	1	19	3	16	168
TYLLIS	1	0	0	0	0	0	0	0	1
VOLKSWAGEN	64	4	1	2	0	2	1	1	75
VOLKSWAGEN, VW	39	1	0	0	1	1	2	3	47
VOLVO	14	0	2	0	0	3	0	0	19
WARFAMA	0	0	1	0	0	0	0	0	1

	Höfuðborgar -svæðið	Suðurnes	Vesturland	Vestfirðir	Norðurland- vestra	Norðurland- eystra	Austurland	Suðurland	Alls
YAMAHA	0	0	0	0	0	1	0	0	1
Alls	760	100	31	7	10	47	22	50	1.027

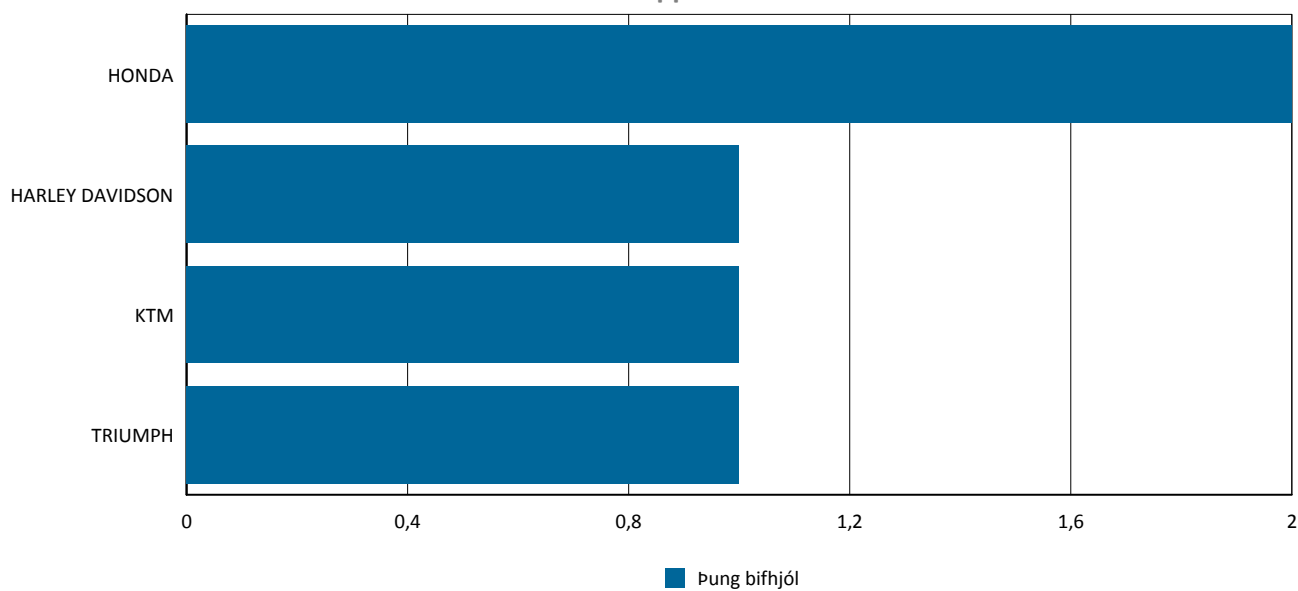
## Nýskráning notaðra ökutæki eftir tegund

Tímabil: 1.8.2015 - 31.8.2015

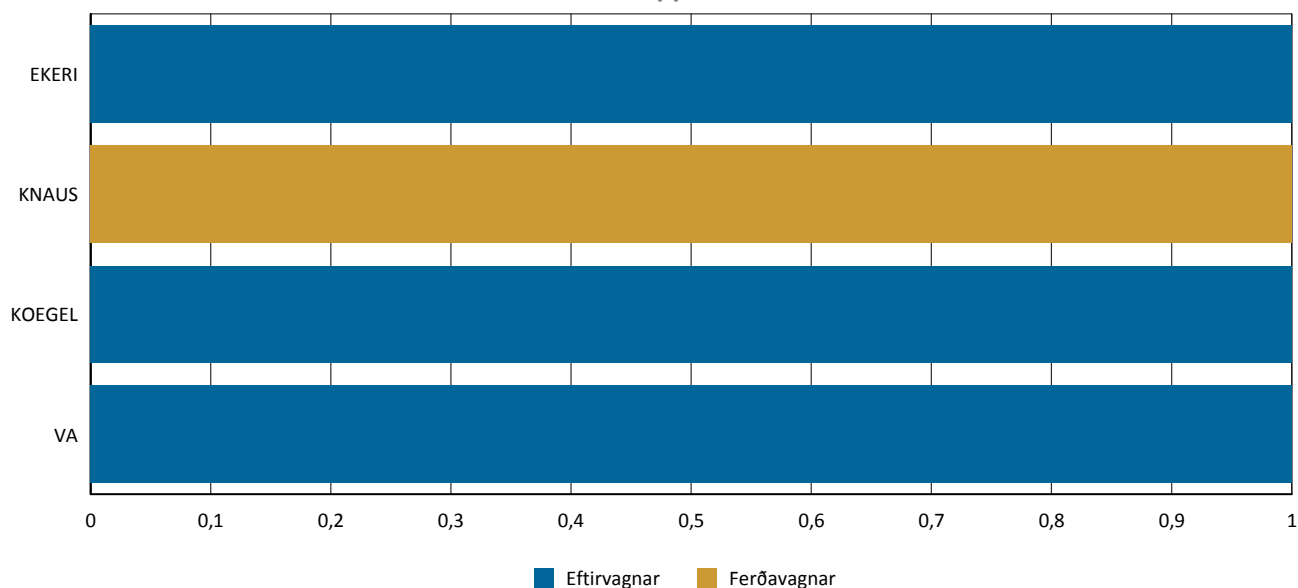
## Topp 20



## Topp 20



## Topp 20



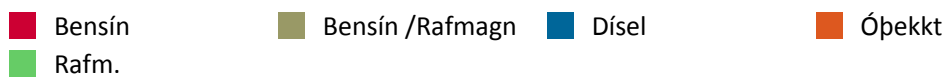
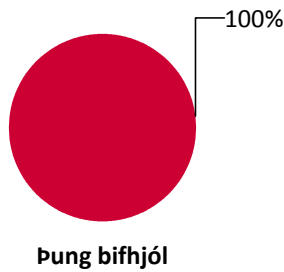
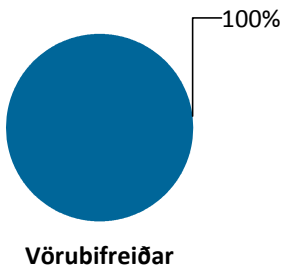
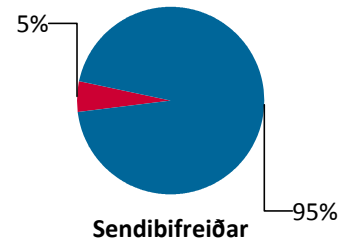
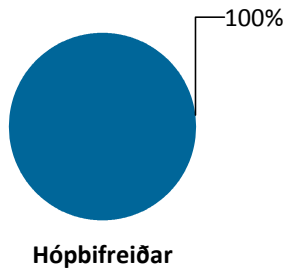
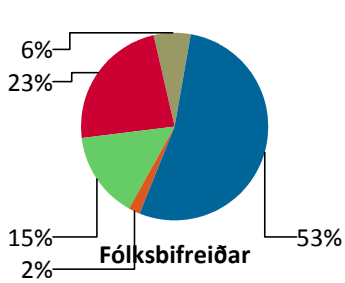
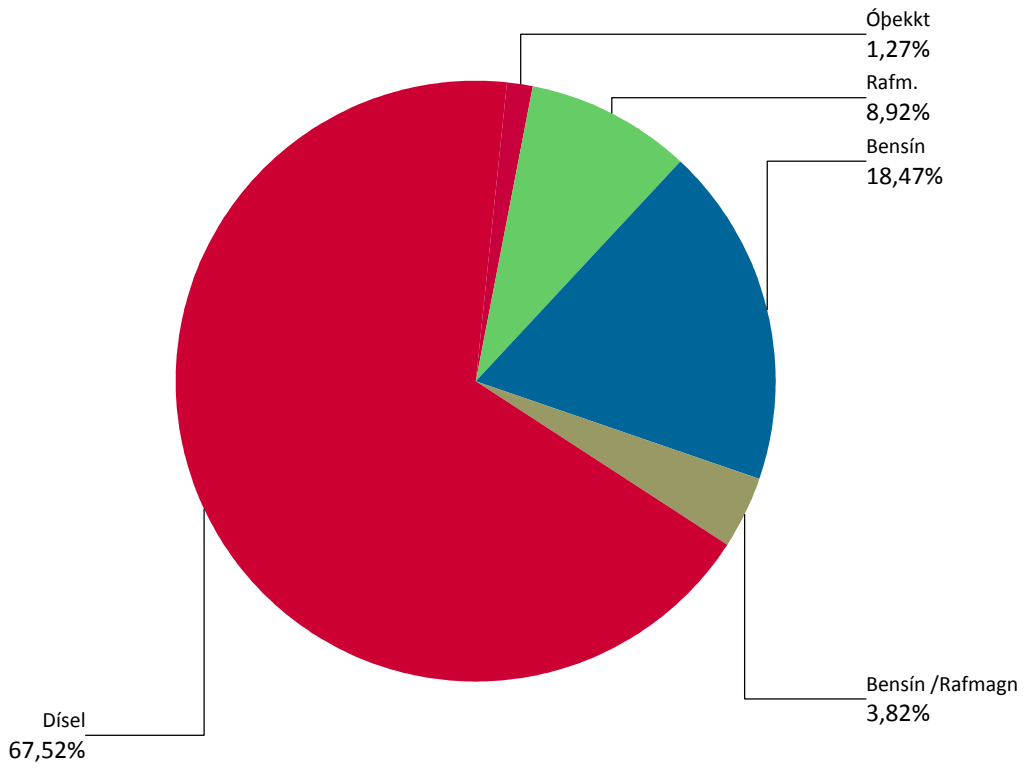
	Fólksbífreiddar	Hópbífreiddar	Sendibífreiddar	Vörubífreiddar	Alls
AUDI	4	0	0	0	4
BMW	12	0	0	0	12
CADILLAC	1	0	0	0	1
CHEVROLET	1	0	0	0	1
CITROEN	1	0	1	0	2
DACIA	1	0	0	0	1
DAF	0	0	0	1	1
FORD	5	0	5	1	11
GROVE	0	0	0	1	1
HONDA	1	0	0	0	1
HYUNDAI	3	0	1	0	4
JAGUAR LAND ROVER	1	0	0	0	1
JEEP	1	0	1	0	2
KIA	3	0	0	0	3
LAND ROVER	4	0	0	0	4
LIEBHERR	0	0	0	1	1
MAN	0	0	0	2	2
MAZDA	2	0	0	0	2
MERCEDES - BENZ	0	0	0	1	1
MERCEDES-BENZ	8	2	2	5	17
MINI	1	0	0	0	1
NISSAN	15	0	0	0	15
OPEL	3	0	0	0	3
PEUGEOT	1	0	0	0	1
PONTIAC	1	0	0	0	1
RENAULT	3	0	20	0	23
SCANIA	0	0	0	3	3
SSANGYONG	1	0	0	0	1
SUBARU	1	0	0	0	1
SUZUKI	1	0	0	0	1
TOYOTA	8	0	0	0	8
VOLKSWAGEN	5	0	8	0	13
VOLVO	6	0	0	3	9
<b>Alls</b>	<b>94</b>	<b>2</b>	<b>38</b>	<b>18</b>	<b>152</b>

	Pung bífhjól	Alls
HARLEY DAVIDSON	1	1
HONDA	2	2
KTM	1	1
TRIUMPH	1	1
<b>Alls</b>	<b>5</b>	<b>5</b>

	Eftirvagnar	Ferðavagnar	Alls
EKERI	1	0	1
KNAUS	0	1	1
KOEGEL	1	0	1
VA	1	0	1
<b>Alls</b>	<b>3</b>	<b>1</b>	<b>4</b>

Nýskráning notaðra ökutækja eftir orkugjafa

Dagsetning: 1.8.2015 - 31.8.2015





**Fólksbifreiðar**

	Bensín	Bensín /Rafmag	Dísel	Rafm.	Óþekkt	Alls
AUDI	2	0	2	0	0	4
BMW	0	0	12	0	0	12
CADILLAC	1	0	0	0	0	1
CHEVROLET	1	0	0	0	0	1
CITROEN	1	0	0	0	0	1
DACIA	0	0	1	0	0	1
FORD	2	0	3	0	0	5
HONDA	1	0	0	0	0	1
HYUNDAI	1	0	2	0	0	3
JAGUAR LAND ROVE	0	0	1	0	0	1
JEEP	0	0	1	0	0	1
KIA	1	0	2	0	0	3
LAND ROVER	0	0	3	0	1	4
MAZDA	2	0	0	0	0	2
MERCEDES-BENZ	1	0	7	0	0	8
MINI	1	0	0	0	0	1
NISSAN	1	0	0	14	0	15
OPEL	0	0	3	0	0	3
PEUGEOT	0	0	1	0	0	1
PONTIAC	1	0	0	0	0	1
RENAULT	1	0	2	0	0	3
SSANGYONG	0	0	1	0	0	1
SUBARU	0	0	0	0	1	1
SUZUKI	1	0	0	0	0	1
TOYOTA	2	6	0	0	0	8
VOLKSWAGEN	2	0	3	0	0	5
VOLVO	0	0	6	0	0	6
<b>Alls</b>	<b>22</b>	<b>6</b>	<b>50</b>	<b>14</b>	<b>2</b>	<b>94</b>

**Hópbifreiðar**

	Dísel	Alls
MERCEDES-BENZ	2	2
<b>Alls</b>	<b>2</b>	<b>2</b>

**Sendibifreiðar**

	Bensín	Dísel	Alls
CITROEN	0	1	1
FORD	0	5	5
HYUNDAI	1	0	1
JEEP	1	0	1
MERCEDES-BENZ	0	2	2
RENAULT	0	20	20
VOLKSWAGEN	0	8	8
<b>Alls</b>	<b>2</b>	<b>36</b>	<b>38</b>

**Vörubifreiðar**

	Dísel	Alls
DAF	1	1
FORD	1	1
GROVE	1	1
LIEBHERR	1	1
MAN	2	2
MERCEDES - BENZ	1	1
MERCEDES-BENZ	5	5
SCANIA	3	3
VOLVO	3	3
<b>Alls</b>	<b>18</b>	<b>18</b>

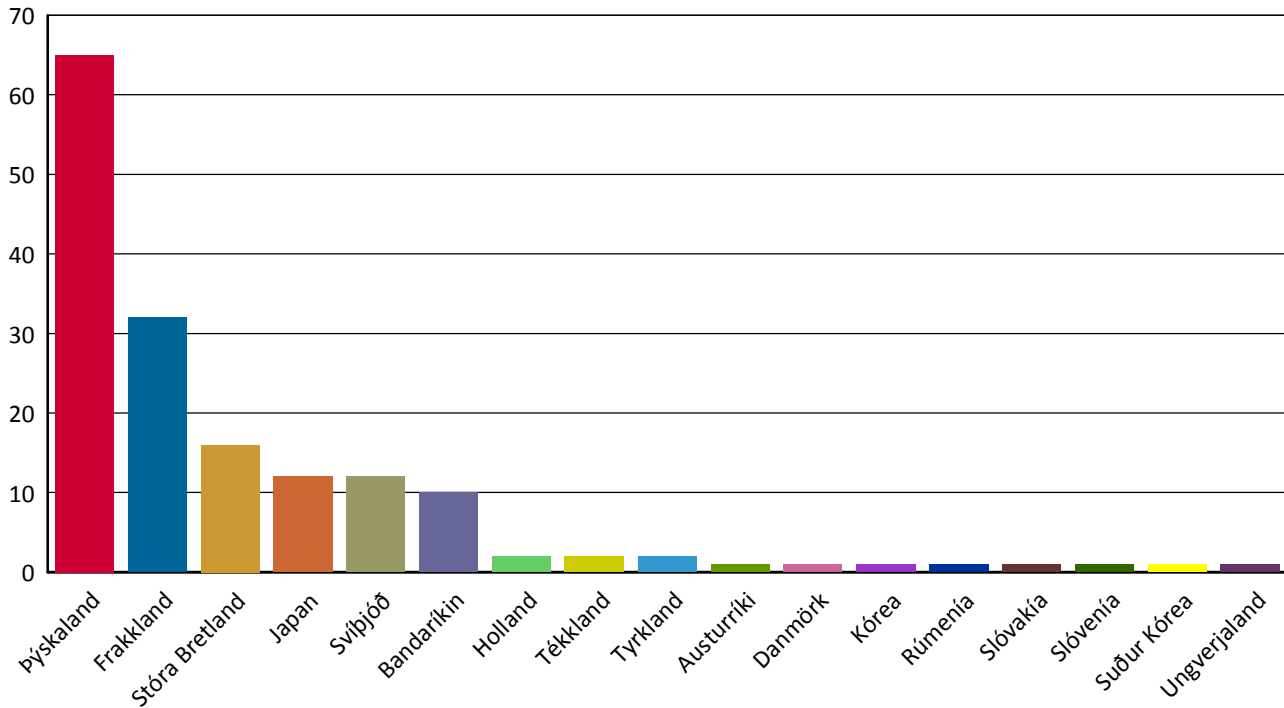
**Þung bifhjól**

	Bensín	Alls
HARLEY DAVIDSON	1	1
HONDA	2	2
KTM	1	1
TRIUMPH	1	1
<b>Alls</b>	<b>5</b>	<b>5</b>

## Nýskráning notaðra ökutækja eftir framleiðslulöndum

Tímabil: 1.8.2015 - 31.8.2015

## Topp 20



	Fólksbifreiðar	Hópbifreiðar	Sendibifreiðar	Vörubifreiðar	Alls
Bandaríkin	7	0	1	1	9
Frakkland	11	0	21	0	32
Holland	0	0	0	2	2
Japan	10	0	0	0	10
Kórea	1	0	0	0	1
Rúmenía	1	0	0	0	1
Slóvakía	1	0	0	0	1
Slóvenía	1	0	0	0	1
Stóra Bretland	15	0	0	0	15
Suður Kórea	1	0	0	0	1
Svíþjóð	6	0	0	5	11
Tékkland	2	0	0	0	2
Tyrkland	1	0	1	0	2
Ungverjaland	1	0	0	0	1
Pýskalaland	36	2	15	10	63
<b>Alls</b>	<b>94</b>	<b>2</b>	<b>38</b>	<b>18</b>	<b>152</b>

	Pung bifhjól	Alls
Austurríki	1	1
Bandaríkin	1	1
Japan	2	2
Stóra Bretland	1	1
<b>Alls</b>	<b>5</b>	<b>5</b>

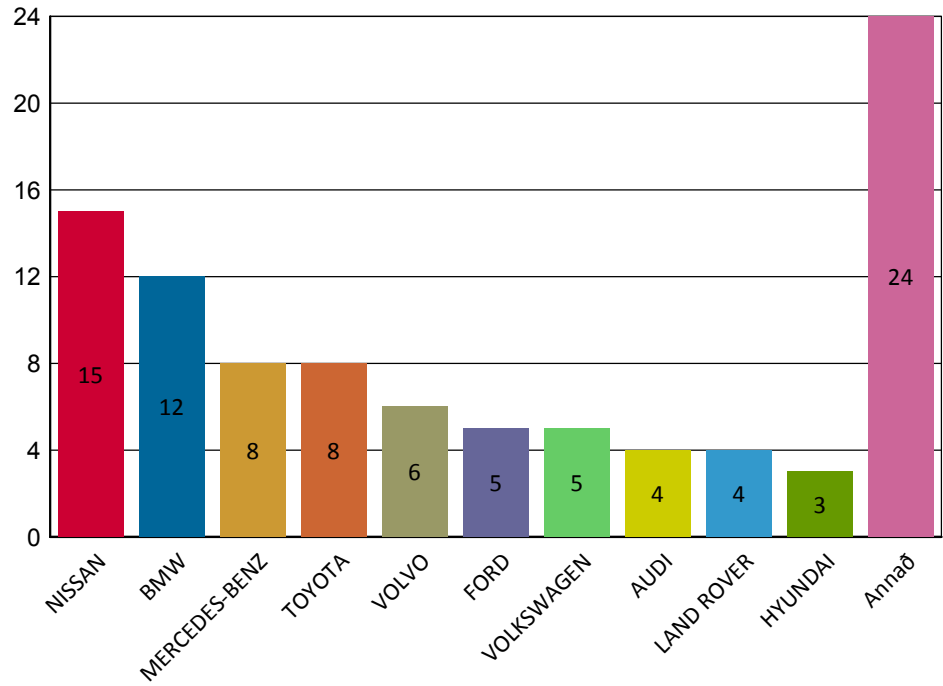
	Eftirvagnar	Ferðavagnar	Alls
Danmörk	1	0	1
Svíþjóð	1	0	1
Pýskalaland	1	1	2
<b>Alls</b>	<b>3</b>	<b>1</b>	<b>4</b>

## Nýskráning notaðra ökutækja - Topp 10 fólksbifreiðar

Tímabil: 1.8.2015 - 31.8.2015

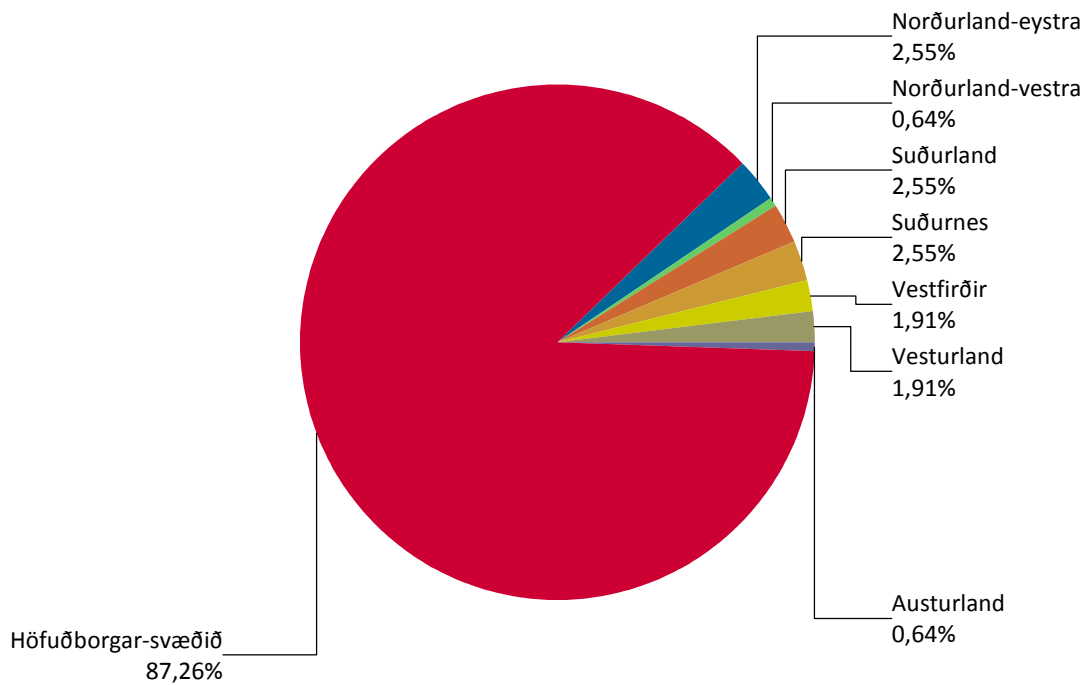
## Topp 10

Fólksbifreiðar	
NISSAN	15
BMW	12
MERCEDES-BENZ	8
TOYOTA	8
VOLVO	6
FORD	5
VOLKSWAGEN	5
AUDI	4
LAND ROVER	4
HYUNDAI	3



## Nýskráning notaðra ökutækja eftir landshlutum

Dagsetning: 1.8.2015 - 31.8.2015



	Höfuðborgar-svæðið	Suðurnes	Vesturland	Vestfirðir	Norðurland-vestra	Norðurland-eystra	Austurland	Suðurland	Alls
Fólksbífreiðar	81	3	2	1	0	1	1	2	91
Hópbífreiðar	2	0	0	0	0	0	0	0	2
Sendibífreiðar	35	0	1	1	0	0	0	1	38
Vörubífreiðar	14	0	0	1	0	2	0	1	18
Þung bífhjól	3	0	0	0	0	1	0	0	4
Eftirvagnar	2	1	0	0	0	0	0	0	3
Ferðavagnar	0	0	0	0	1	0	0	0	1
<b>Alls</b>	<b>137</b>	<b>4</b>	<b>3</b>	<b>3</b>	<b>1</b>	<b>4</b>	<b>1</b>	<b>4</b>	<b>157</b>

	Höfuðborgar-svæðið	Suðurnes	Vesturland	Vestfirðir	Norðurland-vestra	Norðurland-eystra	Austurland	Suðurland	Alls
AUDI	3	0	0	0	0	1	0	0	4
BMW	11	0	0	0	0	0	0	0	11
CADILLAC	1	0	0	0	0	0	0	0	1
CHEVROLET	1	0	0	0	0	0	0	0	1
CITROEN	0	0	1	0	0	0	0	1	2
DACIA	1	0	0	0	0	0	0	0	1
DAF	0	0	0	0	0	0	0	1	1
EKERI	0	1	0	0	0	0	0	0	1
FORD	10	0	1	0	0	0	0	0	11
GROVE	0	0	0	1	0	0	0	0	1
HARLEY DAVIDSON	1	0	0	0	0	0	0	0	1
HONDA	1	0	0	0	0	1	0	0	2
HYUNDAI	4	0	0	0	0	0	0	0	4
JAGUAR LAND ROVER LI	1	0	0	0	0	0	0	0	1
JEEP	1	0	0	0	0	0	0	1	2
KIA	2	0	0	0	0	0	0	0	2
KNAUS	0	0	0	0	1	0	0	0	1
KOEGEL	1	0	0	0	0	0	0	0	1
KTM	1	0	0	0	0	0	0	0	1

	Höfuðborgar -svæðið	Suðurnes	Vesturland	Vestfirðir	Norðurland- vestra	Norðurland- eystra	Austurland	Suðurland	Alls
LAND ROVER	3	0	1	0	0	0	0	0	4
LIEBHERR	1	0	0	0	0	0	0	0	1
MAN	1	0	0	0	0	1	0	0	2
MAZDA	2	0	0	0	0	0	0	0	2
MERCEDES - BENZ	1	0	0	0	0	0	0	0	1
MERCEDES-BENZ	14	0	0	2	0	0	1	0	17
MINI	1	0	0	0	0	0	0	0	1
NISSAN	14	1	0	0	0	0	0	0	15
OPEL	3	0	0	0	0	0	0	0	3
PEUGEOT	1	0	0	0	0	0	0	0	1
PONTIAC	1	0	0	0	0	0	0	0	1
RENAULT	23	0	0	0	0	0	0	0	23
SCANIA	2	0	0	0	0	1	0	0	3
SSANGYONG	1	0	0	0	0	0	0	0	1
SUBARU	1	0	0	0	0	0	0	0	1
SUZUKI	0	0	0	0	0	0	0	1	1
TOYOTA	8	0	0	0	0	0	0	0	8
TRIUMPH	1	0	0	0	0	0	0	0	1
VA	1	0	0	0	0	0	0	0	1
VOLKSWAGEN	12	1	0	0	0	0	0	0	13
VOLVO	7	1	0	0	0	0	0	0	8
<b>Alls</b>	<b>137</b>	<b>4</b>	<b>3</b>	<b>3</b>	<b>1</b>	<b>4</b>	<b>1</b>	<b>4</b>	<b>157</b>