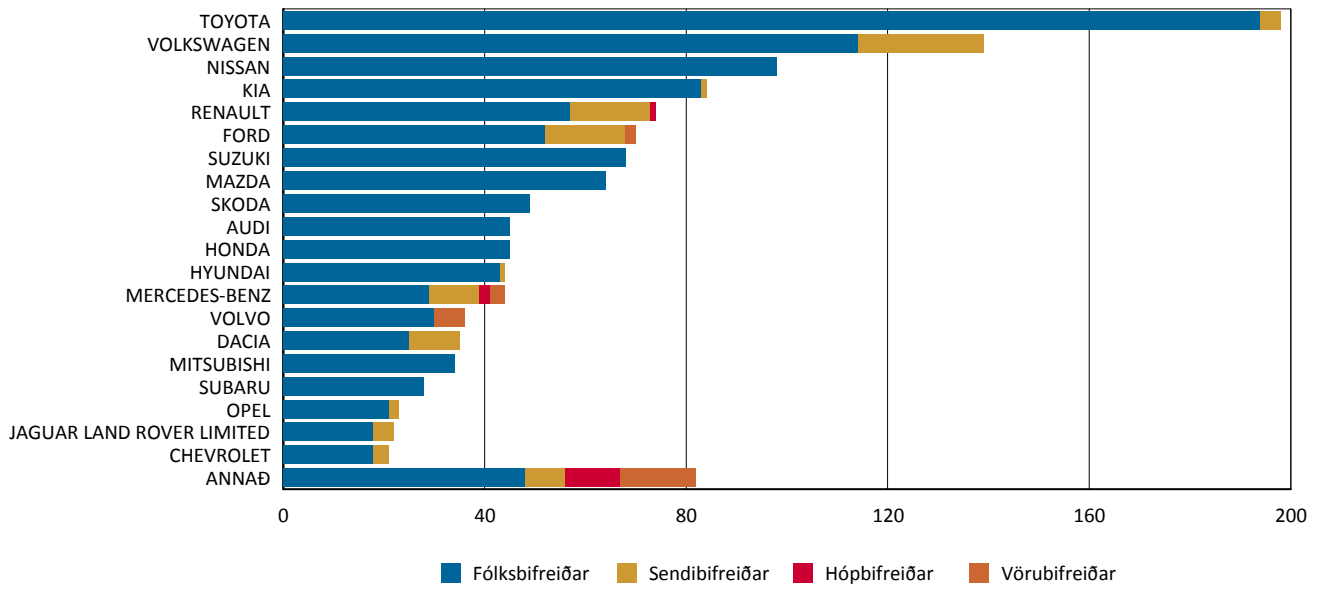


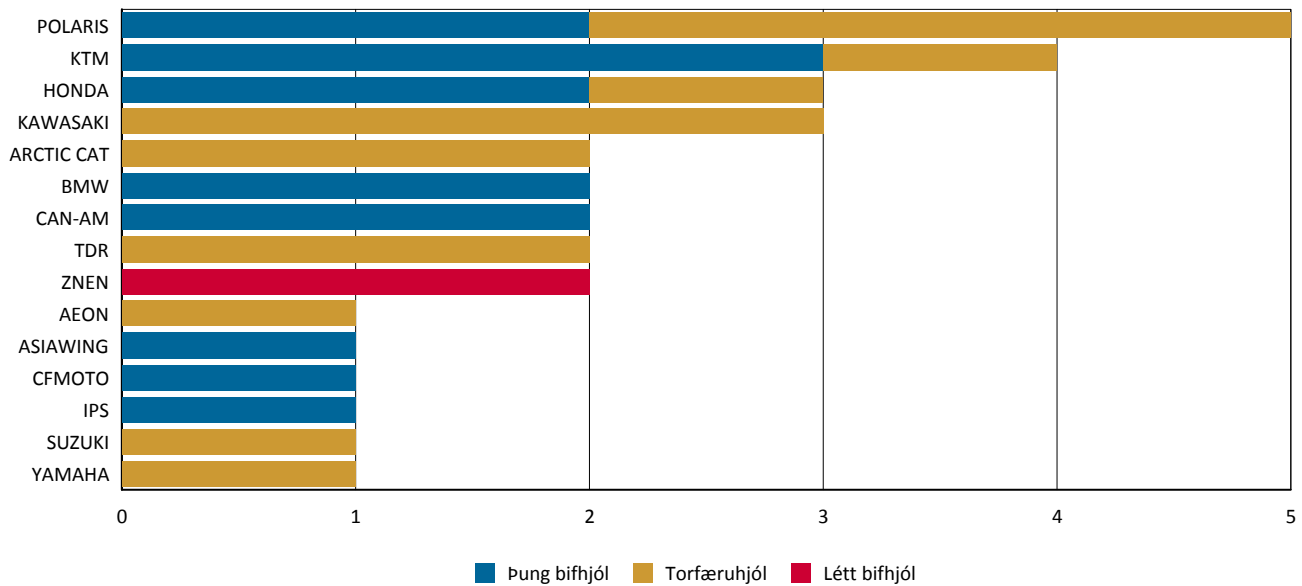
Nýskráning nýrra ökutæki eftir tegund

Tímabil: 1.7.2015 - 31.7.2015

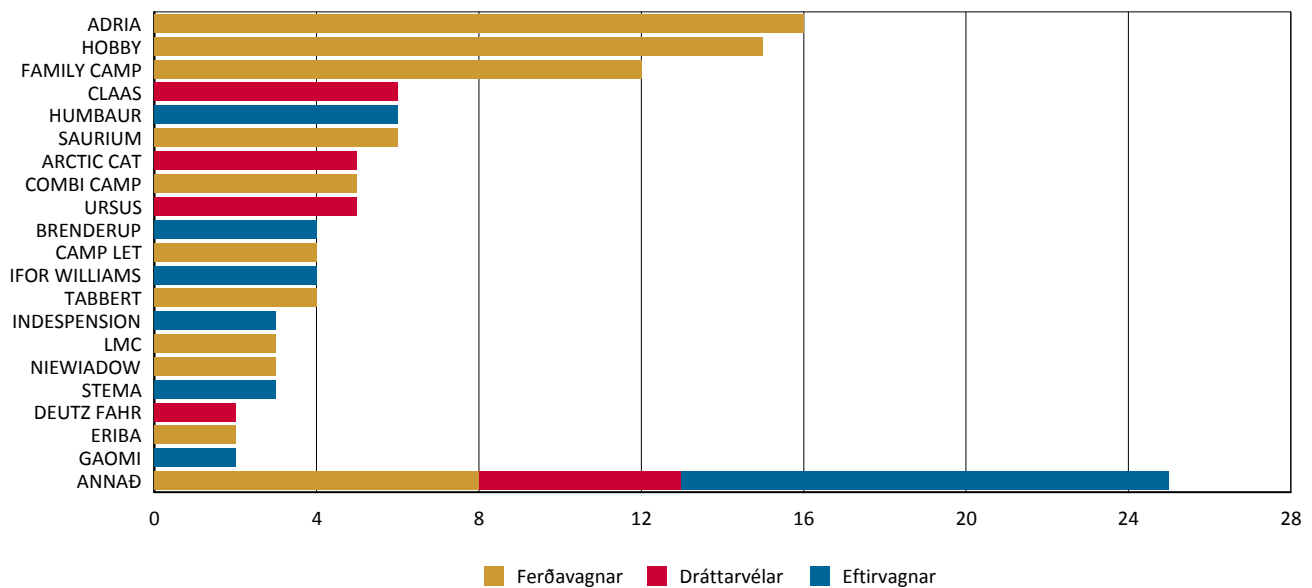
Topp 20



Topp 20



Topp 20



	Fólksbifreiðar	Hópbifreiðar	Sendibifreiðar	Vörubifreiðar	Alls
AUDI	45	0	0	0	45
BMW	6	0	0	0	6
CATERPILLAR	0	0	0	1	1
CHEVROLET	18	0	3	0	21
CITROEN	8	0	4	0	12
COBUS	0	6	0	0	6
DACIA	25	0	10	0	35
FORD	52	0	16	2	70
GMC	0	0	0	1	1
HOBBY/FIAT	3	0	0	0	3
HONDA	45	0	0	0	45
HYUNDAI	43	0	1	0	44
ISUZU	0	0	1	0	1
IVECO	0	0	2	2	4
JAGUAR LAND ROVER	18	0	4	0	22
JEEP	1	0	0	0	1
KIA	83	0	1	0	84
LEXUS	3	0	0	0	3
LIEBHERR	0	0	0	2	2
MAN	0	1	0	4	5
MAZDA	64	0	0	0	64
MERCEDES - BENZ	2	0	0	2	4
MERCEDES-BENZ	29	2	10	3	44
MINI	0	0	0	0	0
MITSUBISHI	34	0	0	0	34
NISSAN	98	0	0	0	98
OPEL	21	0	2	0	23
PEUGEOT	11	0	0	0	11
PORSCHE	9	0	0	0	9
RENAULT	57	1	16	0	74
SCANIA	0	1	0	3	4
SKODA	49	0	0	0	49
SSANGYONG	1	0	0	0	1
SUBARU	28	0	0	0	28
SUZUKI	68	0	0	0	68
TESLA MOTORS	4	0	0	0	4
TOYOTA	194	0	4	0	198
VDL	0	3	0	0	3
VOLKSWAGEN	114	0	25	0	139
VOLKSWAGEN, VW	0	0	1	0	1
VOLVO	30	0	0	6	36
Alls	1.163	14	100	26	1.303

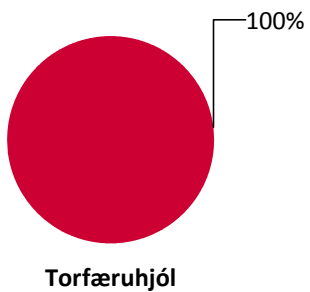
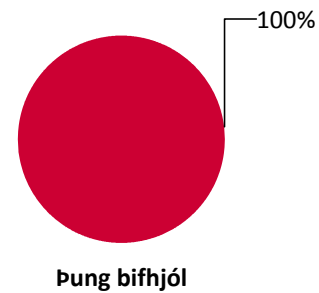
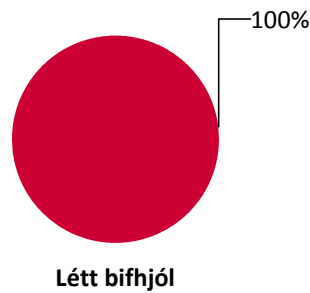
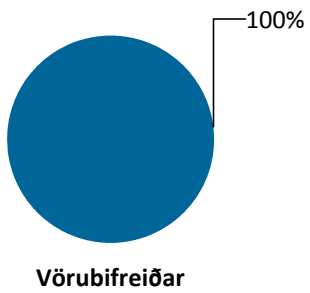
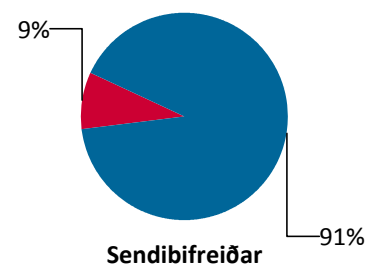
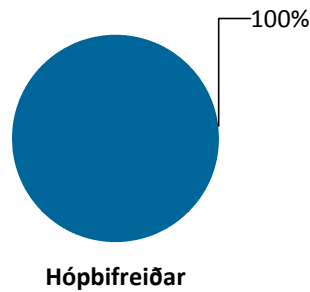
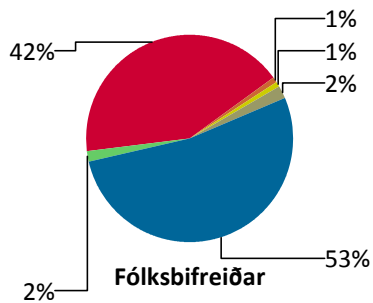
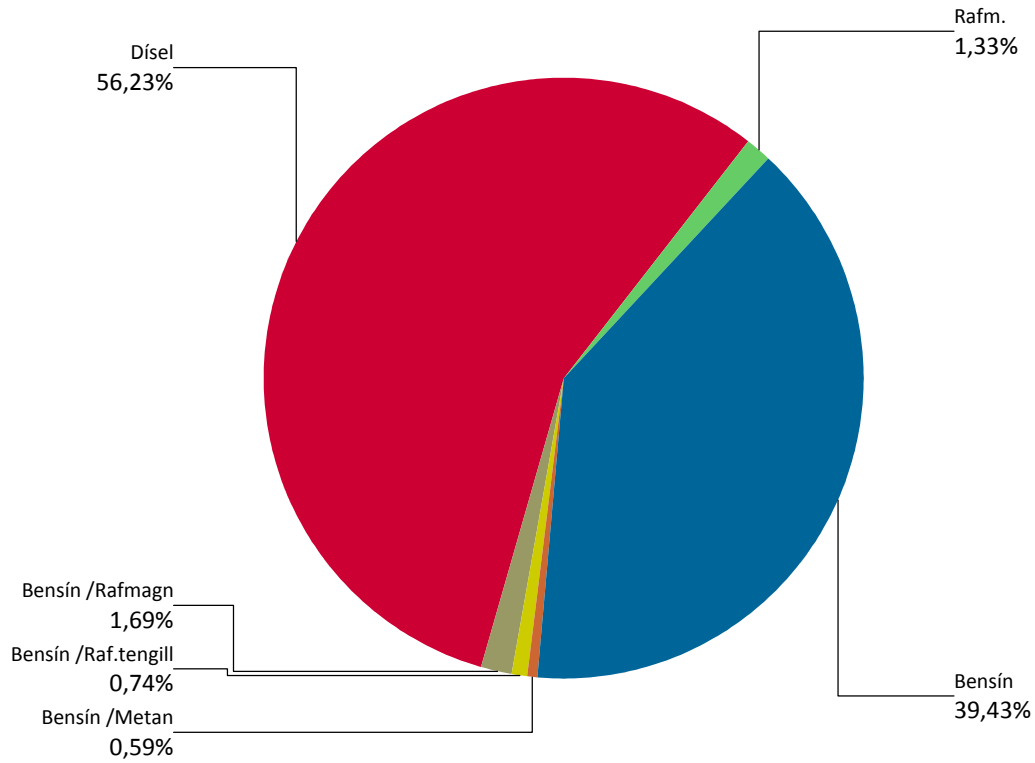
	Létt bifhjól	Þung bifhjól	Torfæruhjól	Alls
AEON	0	0	1	1
ARCTIC CAT	0	0	2	2
ASIAWING	0	1	0	1
BMW	0	2	0	2
CAN-AM	0	2	0	2
CFMOTO	0	1	0	1
HONDA	0	2	1	3
IPS	0	1	0	1
KAWASAKI	0	0	3	3
KTM	0	3	1	4
POLARIS	0	2	3	5
SUZUKI	0	0	1	1

Heimilt er að birta einstaka niðurstöður úr þessari skýrslu ef heimilda er getið. Ekki er heimilt að afrita skýrsluna, hvorki að hluta né í heild sinni, til dreifingar.

	Létt bifhjól	Þung bifhjól	Torfæruhjól	Alls
TDR	0	0	2	2
YAMAHA	0	0	1	1
ZNEN	2	0	0	2
Alls	2	14	15	31
	Dráttarvélar	Eftirvagnar	Ferðavagnar	Alls
ADRIA	0	0	16	16
ARCTIC CAT	5	0	0	5
BRENDERUP	0	4	0	4
BTT	0	1	0	1
CAMP LET	0	0	4	4
CLAAS	6	0	0	6
COMANCHE	0	0	1	1
COMBI CAMP	0	0	5	5
DE GRAAFF	0	1	0	1
DETHLEFFS	0	0	1	1
DEUTZ FAHR	2	0	0	2
ERIBA	0	0	2	2
FAMILY CAMP	0	0	12	12
FENDT	1	0	0	1
GAOMI	0	2	0	2
HAMMAR	0	1	0	1
HENGIVAGN	0	2	0	2
HJÓLHÝSI	0	0	1	1
HOBBY	0	0	15	15
HUMBAUR	0	6	0	6
HYMER	0	0	2	2
IFOR WILLIAMS	0	4	0	4
INDESPENSION	0	3	0	3
KNAUS	0	0	2	2
LINHAI	1	0	0	1
LMC	0	0	3	3
MASSEY FERGUSON	2	0	0	2
MOTENEGRO-GICALL	0	1	0	1
NIEWIADOW	0	0	3	3
PAVELLI	0	1	0	1
RAGNAR VALSSON	0	2	0	2
SAURIUM	0	0	6	6
SCHMITZ	0	1	0	1
STEMA	0	3	0	3
STRAUMSVÍKURVAGN	0	0	1	1
TABBERT	0	0	4	4
THALER	0	1	0	1
URSUS	5	0	0	5
VALTRA	1	0	0	1
WECKMAN	0	1	0	1
Alls	23	34	78	135

Nýskráning nýrra ökutækja eftir orkugjafa

Dagsetning: 1.7.2015 - 31.7.2015



Fólksbifreiðar

	Bensín	Bensín /Metan	Bensín /Raf.ten	Bensín /Rafmag	Dísel	Rafm.	Alls
AUDI	16	0	1	0	28	0	45
BMW	0	0	0	0	6	0	6
CHEVROLET	9	0	0	0	9	0	18
CITROEN	5	0	0	0	3	0	8
DACIA	2	0	0	0	23	0	25
FORD	37	0	0	0	15	0	52
HOBBY/FIAT	0	0	0	0	3	0	3
HONDA	39	0	0	0	6	0	45
HYUNDAI	23	0	0	0	20	0	43
JAGUAR LAND ROVE	0	0	0	0	18	0	18
JEEP	0	0	0	0	1	0	1
KIA	9	0	0	0	73	1	83
LEXUS	0	0	0	3	0	0	3
MAZDA	61	0	0	0	3	0	64
MERCEDES - BENZ	0	0	0	0	2	0	2
MERCEDES-BENZ	3	0	1	0	25	0	29
MINI	0	0	0	0	0	0	0
MITSUBISHI	11	0	4	1	18	0	34
NISSAN	34	0	0	0	55	9	98
OPEL	15	2	0	0	4	0	21
PEUGEOT	2	0	0	0	9	0	11
PORSCHE	0	0	3	0	6	0	9
RENAULT	7	0	0	0	50	0	57
SKODA	16	6	0	0	27	0	49
SSANGYONG	0	0	0	0	1	0	1
SUBARU	16	0	0	0	12	0	28
SUZUKI	68	0	0	0	0	0	68
TESLA MOTORS	0	0	0	0	0	4	4
TOYOTA	58	0	1	19	116	0	194
VOLKSWAGEN	58	0	0	0	52	4	114
VOLVO	0	0	0	0	30	0	30
Alls	489	8	10	23	615	18	1.163

Hópbifreiðar

	Dísel	Alls
COBUS	6	6
MAN	1	1
MERCEDES-BENZ	2	2
RENAULT	1	1
SCANIA	1	1
VDL	3	3
Alls	14	14

Sendibifreiðar

	Bensín	Dísel	Alls
CHEVROLET	3	0	3
CITROEN	0	4	4
DACIA	1	9	10
FORD	2	14	16
HYUNDAI	0	1	1

	Bensín	Dísel	Alls
ISUZU	0	1	1
IVECO	0	2	2
JAGUAR LAND ROVE	0	4	4
KIA	0	1	1
MERCEDES-BENZ	0	10	10
OPEL	0	2	2
RENAULT	0	16	16
TOYOTA	1	3	4
VOLKSWAGEN	1	24	25
VOLKSWAGEN, VW	1	0	1
Alls	9	91	100

Vörubifreiðar

	Dísel	Alls
CATERPILLAR	1	1
FORD	2	2
GMC	1	1
IVECO	2	2
LIEBHERR	2	2
MAN	4	4
MERCEDES - BENZ	2	2
MERCEDES-BENZ	3	3
SCANIA	3	3
VOLVO	6	6
Alls	26	26

Létt bifhjól

	Bensín	Alls
ZNEN	2	2
Alls	2	2

Pung bifhjól

	Bensín	Alls
ASIAWING	1	1
BMW	2	2
CAN-AM	2	2
CFMOTO	1	1
HONDA	2	2
IPS	1	1
KTM	3	3
POLARIS	2	2
Alls	14	14

Torfæruhjól

	Bensín	Alls
AEON	1	1
ARCTIC CAT	2	2
HONDA	1	1

	Bensín	Alls
KAWASAKI	3	3
KTM	1	1
POLARIS	3	3
SUZUKI	1	1
TDR	2	2
YAMAHA	1	1
Alls	15	15

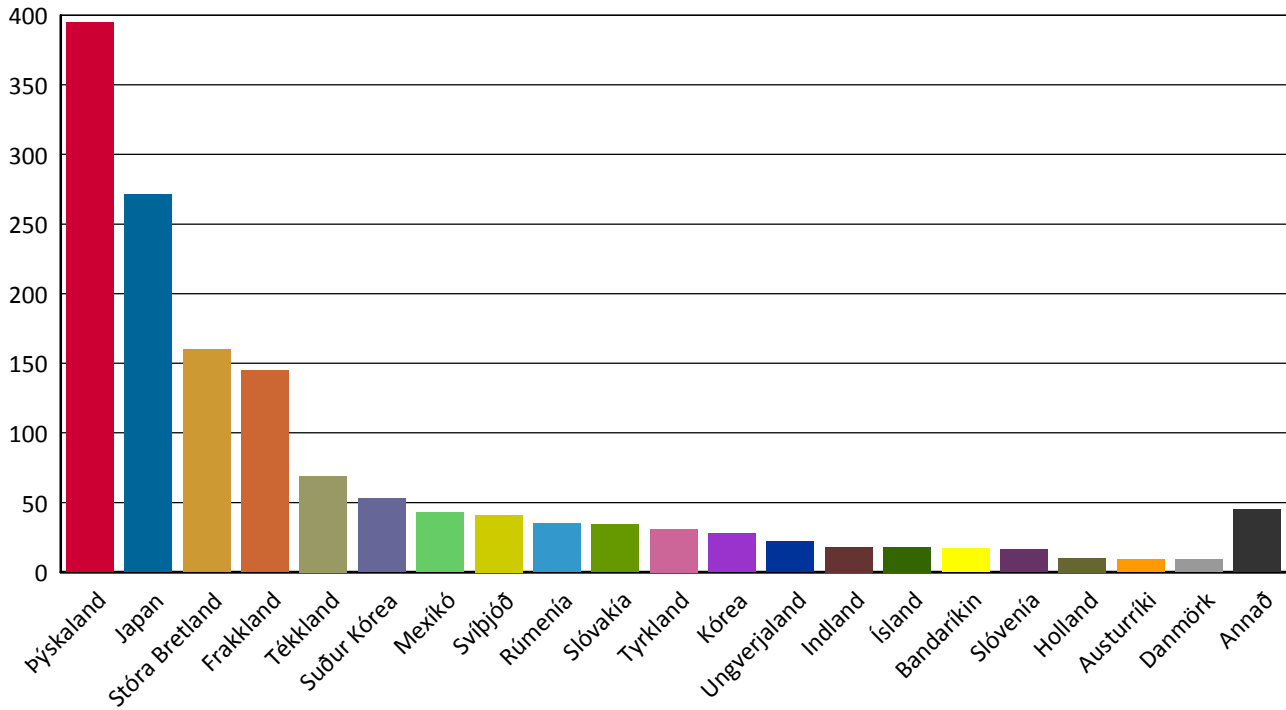
Dráttarvélar

	Bensín	Dísel	Alls
ARCTIC CAT	5	0	5
CLAAS	0	6	6
DEUTZ FAHR	0	2	2
FENDT	0	1	1
LINHAI	1	0	1
MASSEY FERGUSON	0	2	2
URSUS	0	5	5
VALTRA	0	1	1
Alls	6	17	23

Nýskráning nýrra ökutækja eftir framleiðslulöndum

Tímabil: 1.7.2015 - 31.7.2015

Topp 20



	Fólksbifreiðar	Hópbifreiðar	Sendibifreiðar	Vörubifreiðar	Alls
Afganistan	1	0	0	0	1
Bandaríkin	5	0	0	4	9
Frakkland	114	1	21	0	136
Holland	0	3	0	0	3
Indland	18	0	0	0	18
Ítalía	3	0	2	1	6
Japan	264	0	0	0	264
Kórea	25	0	3	0	28
Mexíkó	41	0	0	0	41
Rúmenía	25	0	10	0	35
Slóvakía	34	0	0	0	34
Spánn	2	0	0	0	2
Stóra Bretland	148	0	4	0	152
Suður Afríka	0	0	3	0	3
Suður Kórea	52	0	1	0	53
Svíþjóð	30	1	0	9	40
Tailand	1	0	1	0	2
Tékkland	69	0	0	0	69
Tyrkland	30	0	1	0	31
Ungverjaland	22	0	0	0	22
Þýskaland	279	9	54	12	354
Alls	1.163	14	100	26	1.303
	Létt bifhjól	Pung bifhjól	Torfæruhjól	Alls	
Austurríki	0	3	1	4	
Bandaríkin	0	3	5	8	
Brasilía	0	0	1	1	
Japan	0	2	5	7	
Kína	2	2	2	6	
Mexíkó	0	2	0	2	
Taiwan	0	0	1	1	

Heimilt er að birta einstaka niðurstöður úr þessari skýrslu ef heimilda er getið. Ekki er heimilt að afrita skýrsluna, hvorki að hluta né í heild sinni, til dreifingar.

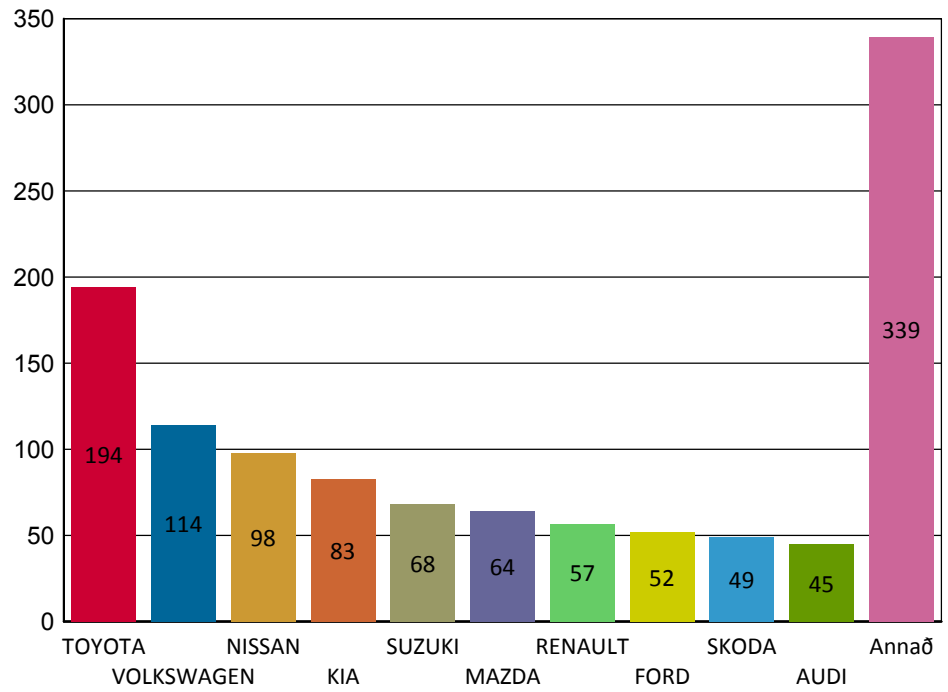
	Létt bifhjól	Þung bifhjól	Torfæruhjól	Alls
Þýskaland	0	2	0	2
Alls	2	14	15	31
	Dráttarvélar	Eftirvagnar	Ferðavagnar	Alls
Austurríki	5	0	0	5
Danmörk	0	5	4	9
Finnland	1	1	0	2
Frakkland	7	0	2	9
Holland	0	0	7	7
Ísland	0	4	14	18
Ítalía	1	1	0	2
Kína	1	2	0	3
Portúgal	0	0	6	6
Pólland	5	0	3	8
Slóvenía	0	0	16	16
Spánn	0	1	1	2
Stóra Bretland	0	8	0	8
Svíþjóð	0	1	0	1
Þýskaland	3	11	25	39
Alls	23	34	78	135

Nýskráning nýrra ökutækja - Topp 10 fólksbifreiðar

Tímabil: 1.7.2015 - 31.7.2015

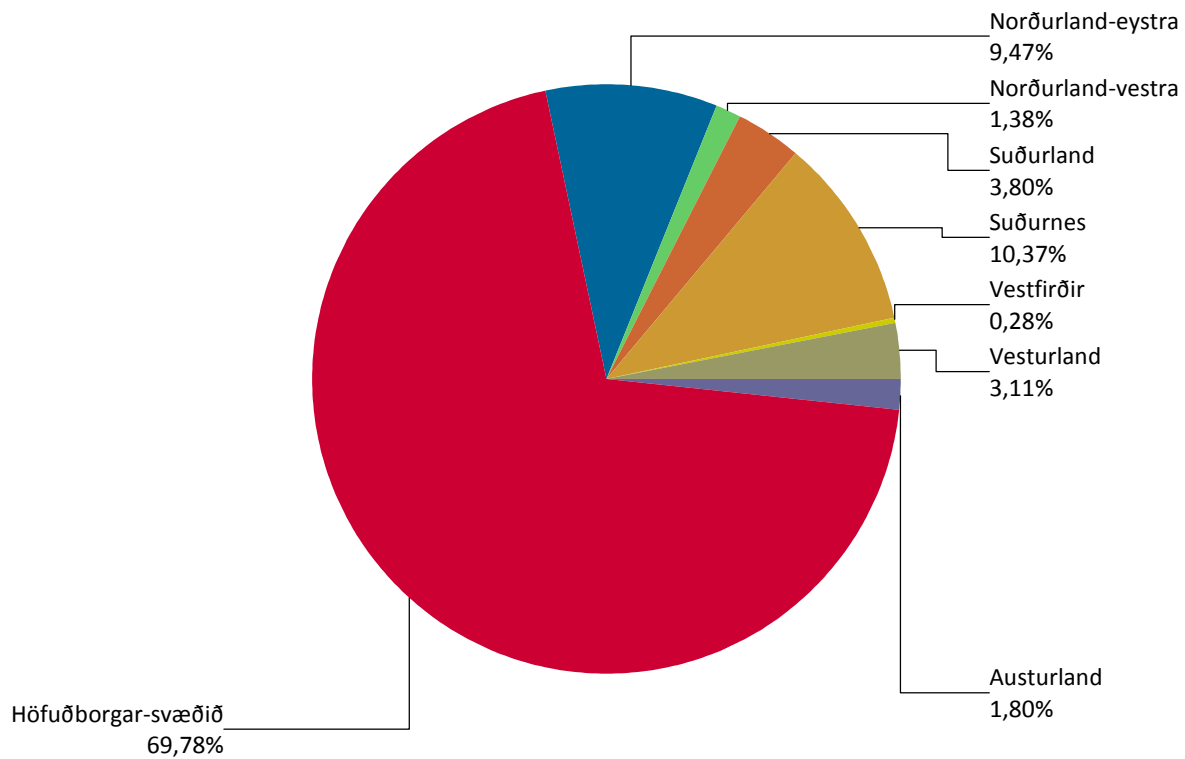
Topp 10

Fólksbifreiðar	
TOYOTA	194
VOLKSWAGEN	114
NISSAN	98
KIA	83
SUZUKI	68
MAZDA	64
RENAULT	57
FORD	52
SKODA	49
AUDI	45



Nýskráning nýrra ökutækja eftir landshlutum

Dagsetning: 1.7.2015 - 31.7.2015



	Höfuðborgar -svæðið	Suðurnes	Vesturland	Vestfirðir	Norðurland- vestra	Norðurland- eystra	Austurland	Suðurland	Alls
Fólksbífreiðar	792	137	26	1	13	122	18	40	1.149
Hópbífreiðar	13	0	0	0	0	0	0	1	14
Sendibífreiðar	80	7	6	0	0	1	0	4	98
Vörubífreiðar	20	2	0	0	0	2	1	1	26
Létt bifhjól	2	0	0	0	0	0	0	0	2
Þung bifhjól	10	0	0	0	1	1	1	0	13
Torfæruhjól	10	1	1	0	1	1	0	1	15
Dráttarvélar	0	0	6	2	2	3	2	3	18
Eftirvagnar	16	1	5	1	3	4	0	4	34
Ferðavagnar	66	2	1	0	0	3	4	1	77
Alls	1.009	150	45	4	20	137	26	55	1.446

	Höfuðborgar -svæðið	Suðurnes	Vesturland	Vestfirðir	Norðurland- vestra	Norðurland- eystra	Austurland	Suðurland	Alls
ADRIA	14	0	0	0	0	0	1	0	15
AEON	1	0	0	0	0	0	0	0	1
ARCTIC CAT	2	0	3	0	1	0	1	0	7
ASIAWING	1	0	0	0	0	0	0	0	1
AUDI	33	1	0	0	0	10	1	0	45
BMW	6	1	0	0	1	0	0	0	8
BRENDERUP	1	1	1	0	1	0	0	0	4
BTT	1	0	0	0	0	0	0	0	1
CAMP LET	4	0	0	0	0	0	0	0	4
CAN-AM	2	0	0	0	0	0	0	0	2
CATERPILLAR	1	0	0	0	0	0	0	0	1
CFMOTO	0	0	0	0	0	1	0	0	1
CHEVROLET	14	1	2	0	0	1	2	1	21
CITROEN	8	2	0	0	1	1	0	0	12
CLAAS	0	0	2	1	0	2	0	1	6
COBUS	6	0	0	0	0	0	0	0	6

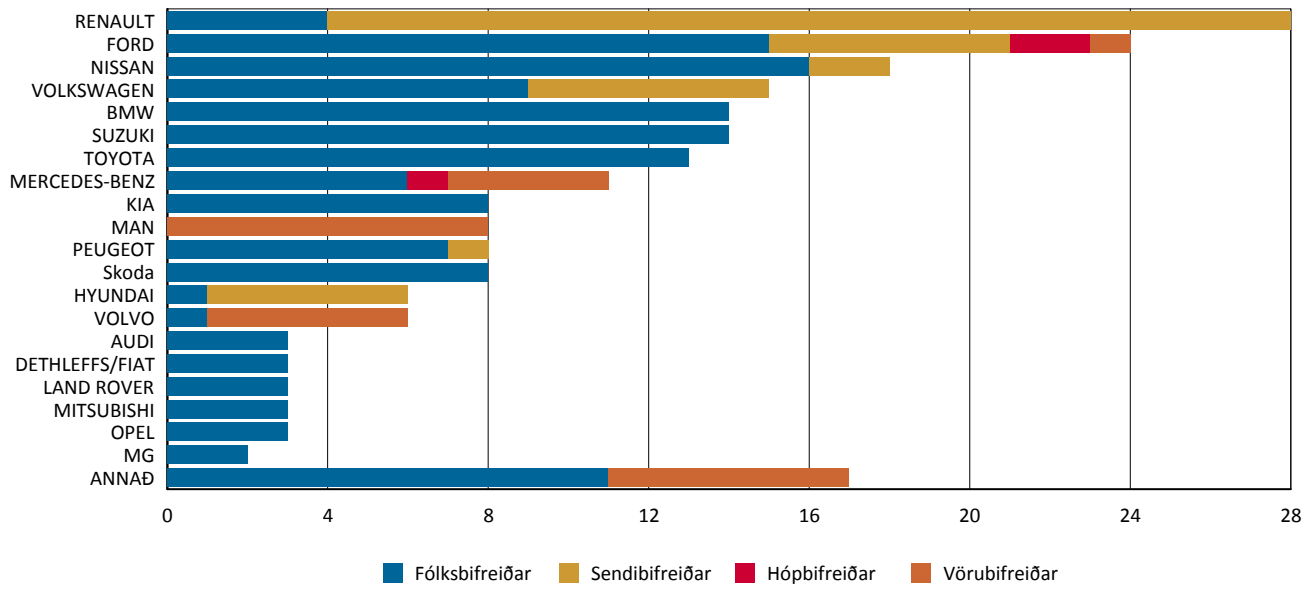
	Höfuðborgar -svæðið	Suðurnes	Vesturland	Vestfirðir	Norðurland- vestra	Norðurland- eystra	Austurland	Suðurland	Alls
COMANCHE	1	0	0	0	0	0	0	0	1
COMBI CAMP	5	0	0	0	0	0	0	0	5
DACIA	23	8	1	0	0	2	0	1	35
DE GRAAFF	1	0	0	0	0	0	0	0	1
DETHLEFFS	1	0	0	0	0	0	0	0	1
DEUTZ FAHR	0	0	0	0	0	1	1	0	2
ERIBA	1	0	0	0	0	0	1	0	2
FAMILY CAMP	12	0	0	0	0	0	0	0	12
FENDT	0	0	0	0	0	0	0	1	1
FORD	59	5	2	0	0	3	0	1	70
GAOMI	0	0	2	0	0	0	0	0	2
GMC	1	0	0	0	0	0	0	0	1
HAMMAR	1	0	0	0	0	0	0	0	1
HENGIVAGN	2	0	0	0	0	0	0	0	2
HJÓLHÝSI	1	0	0	0	0	0	0	0	1
HOBBY	7	1	1	0	0	3	2	1	15
HOBBY/FIAT	2	0	0	0	0	1	0	0	3
HONDA	37	7	1	0	0	2	0	1	48
HUMBAUR	2	0	0	0	2	2	0	0	6
HYMER	1	1	0	0	0	0	0	0	2
HYUNDAI	35	4	0	0	1	2	1	1	44
IFOR WILLIAMS	3	0	0	0	0	0	0	1	4
INDESPENSION	0	0	1	0	0	1	0	1	3
IPS	1	0	0	0	0	0	0	0	1
ISUZU	1	0	0	0	0	0	0	0	1
IVECO	4	0	0	0	0	0	0	0	4
JAGUAR LAND ROVER LI	17	0	0	0	0	0	1	0	18
JEEP	1	0	0	0	0	0	0	0	1
KAWASAKI	1	0	0	0	0	1	0	1	3
KIA	50	12	3	0	0	17	1	1	84
KNAUS	2	0	0	0	0	0	0	0	2
KTM	3	0	0	0	0	0	1	0	4
LEXUS	2	0	0	0	0	1	0	0	3
LIEBHERR	2	0	0	0	0	0	0	0	2
LINHAI	0	0	0	1	0	0	0	0	1
LMC	3	0	0	0	0	0	0	0	3
MAN	4	0	0	0	0	0	0	1	5
MASSEY FERGUSON	0	0	1	0	1	0	0	0	2
MAZDA	51	5	2	0	0	4	1	1	64
MERCEDES - BENZ	4	0	0	0	0	0	0	0	4
MERCEDES-BENZ	36	1	2	1	0	3	0	1	44
MITSUBISHI	20	0	1	0	1	12	0	0	34
MOTENEGRO-GICALLA	0	0	1	0	0	0	0	0	1
NIEWIADOW	3	0	0	0	0	0	0	0	3
NISSAN	47	43	3	0	0	0	0	5	98
OPEL	21	1	0	0	0	1	0	0	23
PAVELLI	1	0	0	0	0	0	0	0	1
PEUGEOT	7	3	1	0	0	0	0	0	11
POLARIS	3	0	1	0	0	0	0	0	4
PORSCHE	6	1	0	0	0	1	0	1	9
RAGNAR VALSSON	0	0	0	0	0	1	0	1	2
RENAULT	55	10	2	0	0	2	1	4	74
SAURIUM	6	0	0	0	0	0	0	0	6

	Höfuðborgar -svæðið	Suðurnes	Vesturland	Vestfirðir	Norðurland- vestra	Norðurland- eystra	Austurland	Suðurland	Alls
SCANIA	2	0	0	0	0	1	1	0	4
SCHMITZ	1	0	0	0	0	0	0	0	1
SKODA	31	3	2	0	1	6	2	3	48
SSANGYONG	0	0	1	0	0	0	0	0	1
STEMA	2	0	0	0	0	0	0	1	3
STRAUMSVÍKURVAGN	1	0	0	0	0	0	0	0	1
SUBARU	19	1	0	0	3	3	1	1	28
SUZUKI	51	0	0	0	2	14	2	0	69
TABBERT	4	0	0	0	0	0	0	0	4
TDR	2	0	0	0	0	0	0	0	2
TESLA MOTORS	4	0	0	0	0	0	0	0	4
THALER	1	0	0	0	0	0	0	0	1
TOYOTA	113	29	5	0	2	18	2	20	189
VALTRA	0	0	0	0	0	0	0	1	1
VDL	3	0	0	0	0	0	0	0	3
VOLKSWAGEN	106	6	3	0	2	16	1	3	137
VOLKSWAGEN, VW	1	0	0	0	0	0	0	0	1
VOLVO	26	2	1	0	1	4	2	0	36
WECKMAN	0	0	0	1	0	0	0	0	1
YAMAHA	0	1	0	0	0	0	0	0	1
ZNEN	2	0	0	0	0	0	0	0	2
Alls	1.009	150	45	4	20	137	26	55	1.446

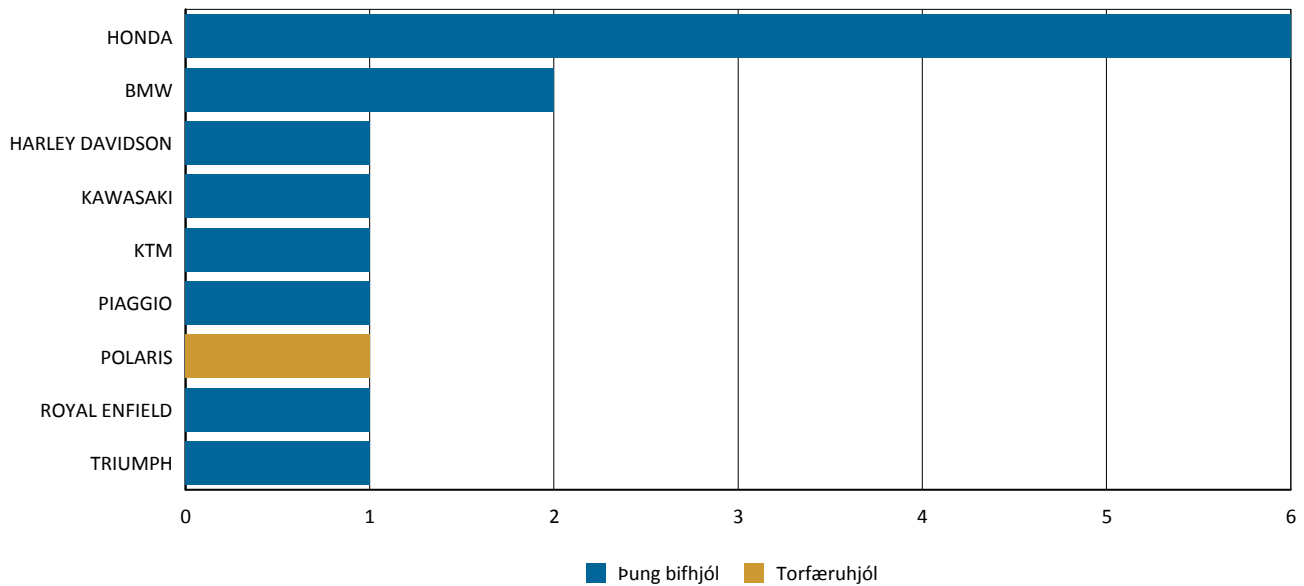
Nýskráning notaðra ökutæki eftir tegund

Tímabil: 1.7.2015 - 31.7.2015

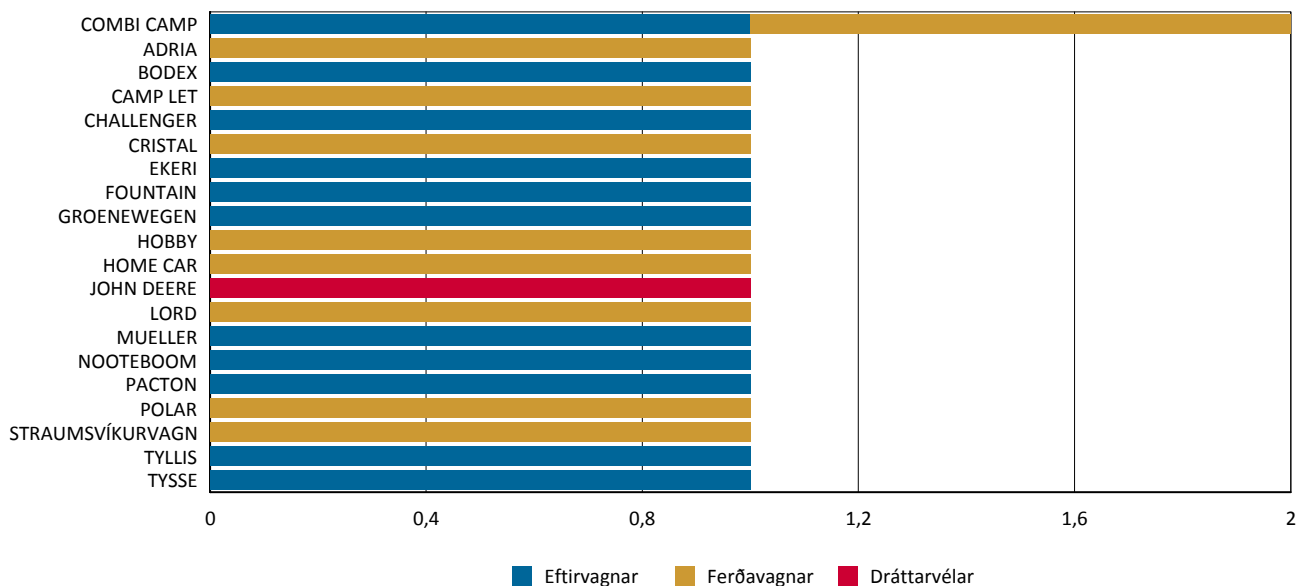
Topp 20



Topp 20



Topp 20



	Fólksbifreiðar	Hópbifreiðar	Sendibifreiðar	Vörubifreiðar	Alls
AUDI	3	0	0	0	3
AUSTIN	1	0	0	0	1
BMW	14	0	0	0	14
CADILLAC	1	0	0	0	1
CHEVROLET	0	0	0	1	1
CHRYSLER	1	0	0	0	1
CITROEN	1	0	0	0	1
DAF	0	0	0	1	1
DETHLEFFS/FIAT	3	0	0	0	3
DODGE	0	0	0	1	1
FORD	15	2	6	1	24
HYUNDAI	1	0	5	0	6
IVECO	0	0	0	1	1
JEEP	1	0	0	0	1
KIA	8	0	0	0	8
LAND ROVER	3	0	0	0	3
LEXUS	1	0	0	0	1
MAN	0	0	0	8	8
MERCEDES-BENZ	6	1	0	4	11
MG	2	0	0	0	2
MINI	2	0	0	0	2
MITSUBISHI	3	0	0	0	3
NISSAN	16	0	2	0	18
OPEL	3	0	0	0	3
PEUGEOT	7	0	1	0	8
RENAULT	4	0	24	0	28
SAAB	1	0	0	0	1
SCANIA	0	0	0	2	2
Skoda	8	0	0	0	8
SUBARU	1	0	0	0	1
SUZUKI	14	0	0	0	14
TESLA MOTORS	1	0	0	0	1
TOYOTA	13	0	0	0	13
VOLKSWAGEN	9	0	6	0	15
VOLVO	1	0	0	5	6
Alls	144	3	44	24	215

	Þung bifhjól	Torfæruhjól	Alls
BMW	2	0	2
HARLEY DAVIDSON	1	0	1
HONDA	6	0	6
KAWASAKI	1	0	1
KTM	1	0	1
PIAGGIO	1	0	1
POLARIS	0	1	1
ROYAL ENFIELD	1	0	1
TRIUMPH	1	0	1
Alls	14	1	15

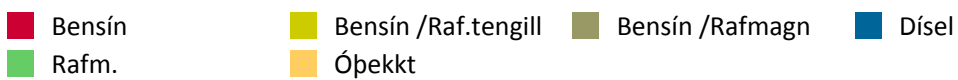
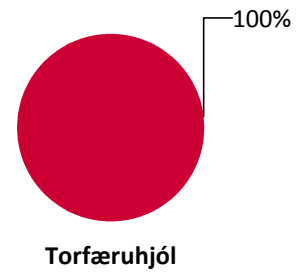
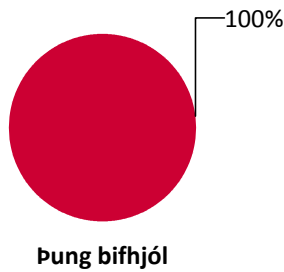
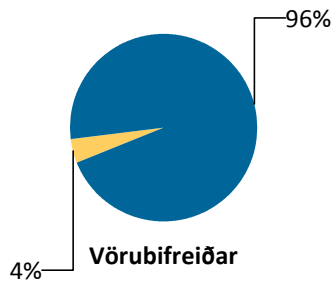
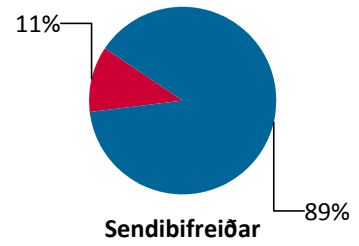
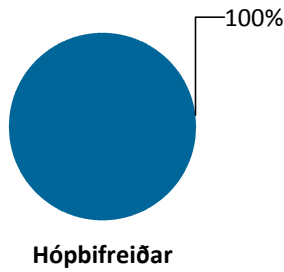
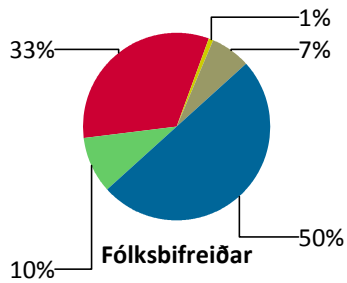
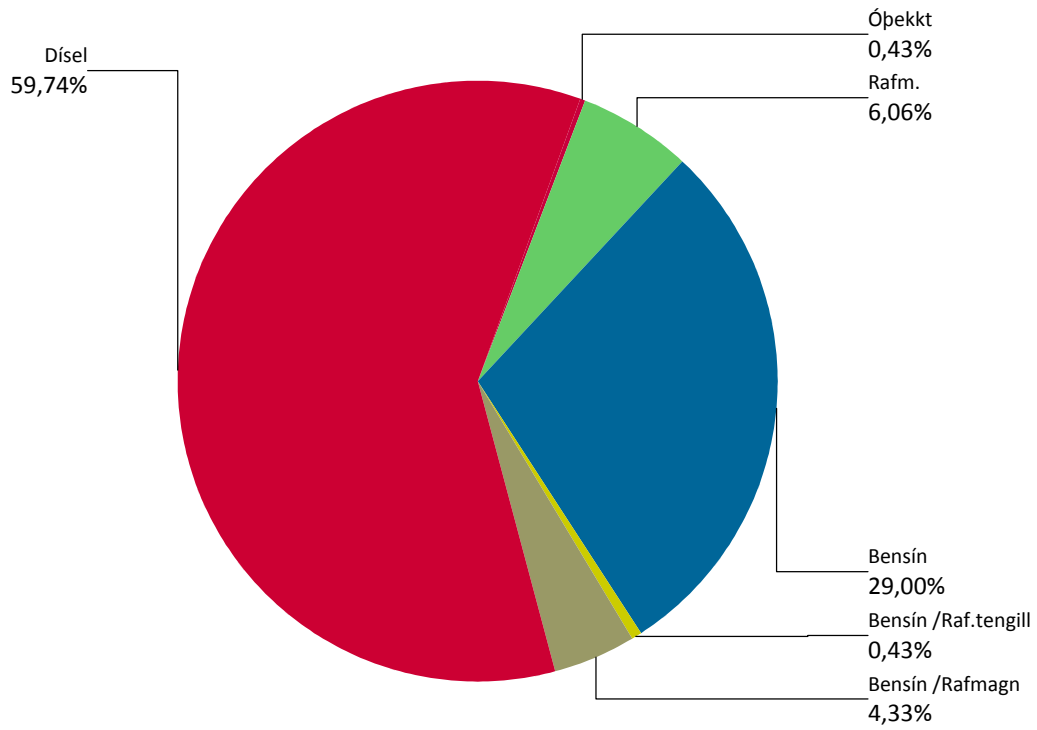
	Dráttarvélar	Eftirvagnar	Ferðavagnar	Alls
ADRIA	0	0	1	1
BODEX	0	1	0	1
CAMP LET	0	0	1	1
CHALLENGER	0	1	0	1
COMBI CAMP	0	1	1	2
CRISTAL	0	0	1	1

Heimilt er að birta einstaka niðurstöður úr þessari skýrslu ef heimilda er getið. Ekki er heimilt að afrita skýrsluna, hvorki að hluta né í heild sinni, til dreifingar.

	Dráttarvélar	Eftirvagnar	Ferðavagnar	Alls
EKERI	0	1	0	1
FOUNTAIN	0	1	0	1
GROENEWEGEN	0	1	0	1
HOBBY	0	0	1	1
HOME CAR	0	0	1	1
JOHN DEERE	1	0	0	1
LORD	0	0	1	1
MUELLER	0	1	0	1
NOOTEBOOM	0	1	0	1
PACTON	0	1	0	1
POLAR	0	0	1	1
STRAUMSVÍKURVAGN	0	0	1	1
TYLLIS	0	1	0	1
TYSSE	0	1	0	1
Alls	1	11	9	21

Nýskráning notaðra ökutækja eftir orkugjafa

Dagsetning: 1.7.2015 - 31.7.2015



Fólksbifreiðar

	Bensín	Bensín /Raf.ten	Bensín /Rafmag	Dísel	Rafm.	Alls
AUDI	1	0	0	2	0	3
AUSTIN	1	0	0	0	0	1
BMW	3	0	0	11	0	14
CADILLAC	1	0	0	0	0	1
CHRYSLER	0	0	0	1	0	1
CITROEN	1	0	0	0	0	1
DETHLEFFS/FIAT	0	0	0	3	0	3
FORD	11	0	0	4	0	15
HYUNDAI	1	0	0	0	0	1
JEEP	1	0	0	0	0	1
KIA	0	0	0	8	0	8
LAND ROVER	0	0	0	3	0	3
LEXUS	0	0	1	0	0	1
MERCEDES-BENZ	2	0	0	4	0	6
MG	2	0	0	0	0	2
MINI	2	0	0	0	0	2
MITSUBISHI	0	1	0	2	0	3
NISSAN	0	0	0	3	13	16
OPEL	0	0	0	3	0	3
PEUGEOT	0	0	1	6	0	7
RENAULT	0	0	0	4	0	4
SAAB	1	0	0	0	0	1
Skoda	0	0	0	8	0	8
SUBARU	1	0	0	0	0	1
SUZUKI	14	0	0	0	0	14
TESLA MOTORS	0	0	0	0	1	1
TOYOTA	4	0	8	1	0	13
VOLKSWAGEN	1	0	0	8	0	9
VOLVO	0	0	0	1	0	1
Alls	47	1	10	72	14	144

Hópbifreiðar

	Dísel	Alls
FORD	2	2
MERCEDES-BENZ	1	1
Alls	3	3

Sendibifreiðar

	Bensín	Dísel	Alls
FORD	0	6	6
HYUNDAI	5	0	5
NISSAN	0	2	2
PEUGEOT	0	1	1
RENAULT	0	24	24
VOLKSWAGEN	0	6	6
Alls	5	39	44

Vörubifreiðar

	Dísel	Óþekkt	Alls
CHEVROLET	1	0	1
DAF	1	0	1
DODGE	1	0	1
FORD	0	1	1
IVECO	1	0	1
MAN	8	0	8
MERCEDES-BENZ	4	0	4
SCANIA	2	0	2
VOLVO	5	0	5
Alls	23	1	24

Þung bifhjól

	Bensín	Alls
BMW	2	2
HARLEY DAVIDSON	1	1
HONDA	6	6
KAWASAKI	1	1
KTM	1	1
PIAGGIO	1	1
ROYAL ENFIELD	1	1
TRIUMPH	1	1
Alls	14	14

Torfæruhjól

	Bensín	Alls
POLARIS	1	1
Alls	1	1

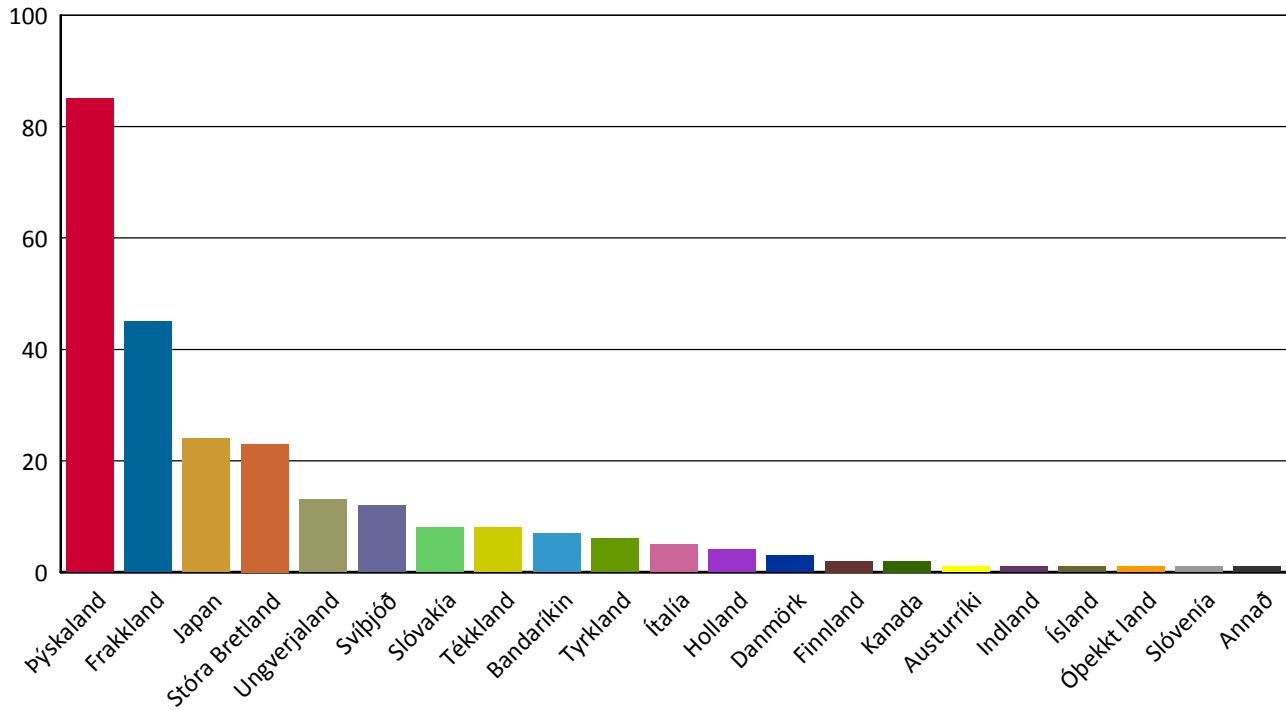
Dráttarvélar

	Dísel	Alls
JOHN DEERE	1	1
Alls	1	1

Nýskráning notaðra ökutækja eftir framleiðslulöndum

Tímabil: 1.7.2015 - 31.7.2015

Topp 20



	Fólksbifreiðar	Hópbifreiðar	Sendibifreiðar	Vörubifreiðar	Alls
Bandaríkin	3	0	0	2	5
Frakkland	18	0	25	0	43
Holland	0	0	0	1	1
Ítalía	3	0	0	1	4
Japan	16	0	1	0	17
Kanada	1	0	0	1	2
Slóvakía	8	0	0	0	8
Spánn	0	0	1	0	1
Stóra Bretland	18	0	0	0	18
Svíþjóð	2	0	0	7	9
Tékkland	8	0	0	0	8
Tyrkland	1	0	5	0	6
Ungverjaland	13	0	0	0	13
Þýskaland	53	3	12	12	80
Alls	144	3	44	24	215

	Þung bifhjól	Torfæruhjól	Alls
Austurríki	1	0	1
Bandaríkin	1	1	2
Indland	1	0	1
Ítalía	1	0	1
Japan	7	0	7
Stóra Bretland	1	0	1
Þýskaland	2	0	2
Alls	14	1	15

	Dráttarvélur	Eftirvagnar	Ferðavagnar	Alls
Danmörk	0	1	2	3
Finnland	0	2	0	2
Frakkland	0	0	1	1
Holland	0	3	0	3
Ísland	0	0	1	1

Heimilt er að birta einstaka niðurstöður úr þessari skýrslu ef heimilda er getið. Ekki er heimilt að afrita skýrsluna, hvorki að hluta né í heild sinni, til dreifingar.

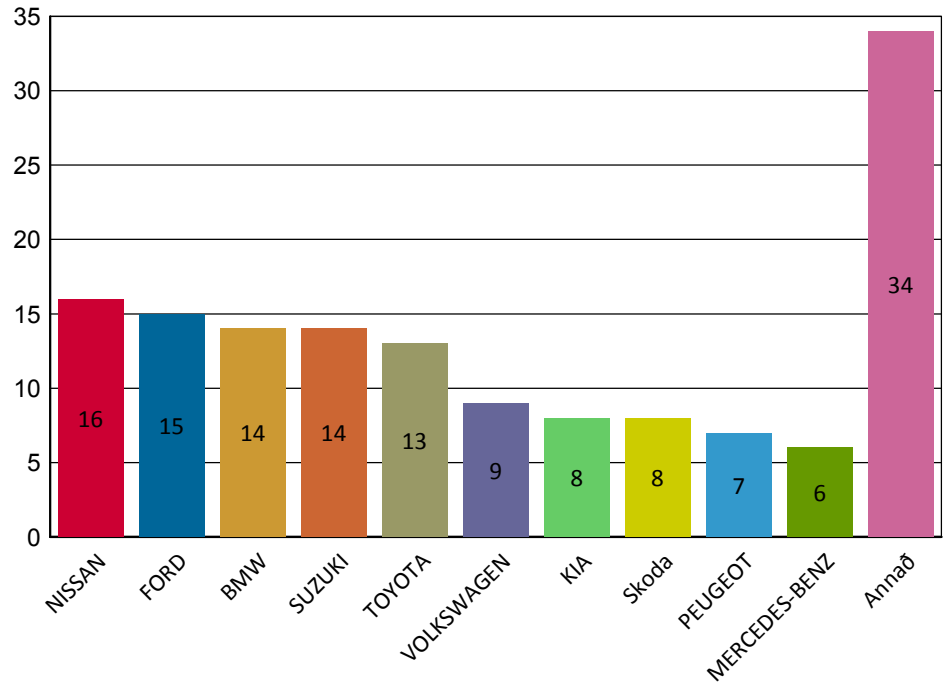
	Dráttarvélar	Eftirvagnar	Ferðavagnar	Alls
Óþekkt land	0	1	0	1
Slóvenía	0	0	1	1
Stóra Bretland	1	2	0	3
Svíþjóð	0	1	2	3
Þýskaland	0	1	2	3
Alls	1	11	9	21

Nýskráning notaðra ökutækja - Topp 10 fólksbifreiðar

Tímabil: 1.7.2015 - 31.7.2015

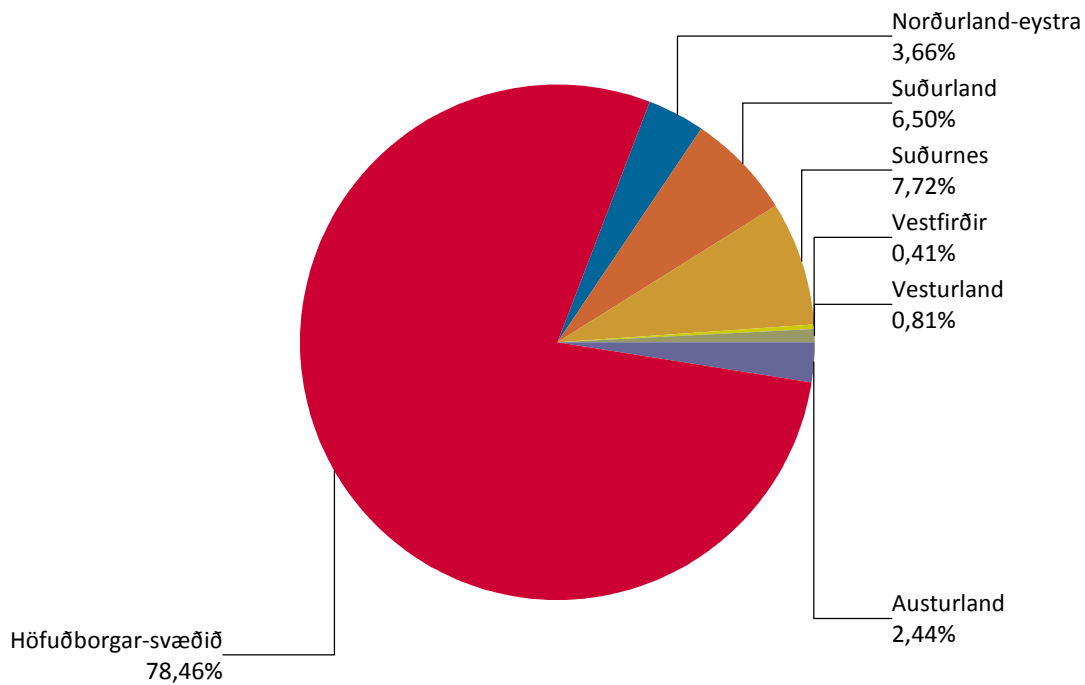
Topp 10

Fólksbifreiðar	
NISSAN	16
FORD	15
BMW	14
SUZUKI	14
TOYOTA	13
VOLKSWAGEN	9
KIA	8
Skoda	8
PEUGEOT	7
MERCEDES-BENZ	6



Nýskráning notaðra ökutækja eftir landshlutum

Dagsetning: 1.7.2015 - 31.7.2015



	Höfuðborgar-svæðið	Suðurnes	Vesturland	Vestfirðir	Norðurland-eystra	Austurland	Suðurland	Alls
Fólksbífreiðar	121	11	0	0	3	0	4	139
Hópbífreiðar	1	0	0	0	0	0	2	3
Sendibífreiðar	40	0	0	1	0	1	2	44
Vörubífreiðar	15	2	0	0	2	4	1	24
Þung bífhjól	7	0	0	0	2	0	3	12
Torfæruhjól	0	0	0	0	0	0	1	1
Dráttarvélar	0	0	0	0	1	0	0	1
Eftirvagnar	5	2	2	0	0	1	1	11
Ferðavagnar	4	4	0	0	1	0	0	9
Alls	193	19	2	1	9	6	14	244

	Höfuðborgar-svæðið	Suðurnes	Vesturland	Vestfirðir	Norðurland-eystra	Austurland	Suðurland	Alls
ADRIA	0	0	0	0	1	0	0	1
AUDI	2	1	0	0	0	0	0	3
AUSTIN	1	0	0	0	0	0	0	1
BMW	9	3	0	0	0	0	0	12
BODEX	1	0	0	0	0	0	0	1
CADILLAC	0	1	0	0	0	0	0	1
CAMP LET	1	0	0	0	0	0	0	1
CHALLENGER	1	0	0	0	0	0	0	1
CHEVROLET	0	0	0	0	1	0	0	1
CHRYSLER	0	0	0	0	0	0	1	1
CITROEN	1	0	0	0	0	0	0	1
COMBI CAMP	1	0	0	0	0	0	1	2
CRISTAL	0	1	0	0	0	0	0	1
DAF	1	0	0	0	0	0	0	1
DETHLEFFS/FIAT	3	0	0	0	0	0	0	3
DODGE	1	0	0	0	0	0	0	1
EKERI	0	1	0	0	0	0	0	1

	Höfuðborgar -svæðið	Suðurnes	Vesturland	Vestfirðir	Norðurland- eystra	Austurland	Suðurland	Alls
FENDT	0	0	0	0	0	0	1	1
FORD	20	1	0	0	1	1	1	24
FOUNTAIN	1	0	0	0	0	0	0	1
GROENEWEGEN	0	0	1	0	0	0	0	1
HARLEY DAVIDSON	0	0	0	0	1	0	0	1
HOBBY	0	1	0	0	0	0	0	1
HOME CAR	0	1	0	0	0	0	0	1
HONDA	5	0	0	0	1	0	0	6
HYUNDAI	6	0	0	0	0	0	0	6
IVECO	1	0	0	0	0	0	0	1
JEEP	1	0	0	0	0	0	0	1
JOHN DEERE	0	0	0	0	1	0	0	1
KAWASAKI	0	0	0	0	0	0	1	1
KIA	8	0	0	0	0	0	0	8
KTM	0	0	0	0	0	0	1	1
LAND ROVER	3	0	0	0	0	0	0	3
LEXUS	1	0	0	0	0	0	0	1
LORD	0	1	0	0	0	0	0	1
MAN	3	1	0	0	1	3	0	8
MASSEY FERGUSON	0	0	0	0	0	0	1	1
MERCEDES-BENZ	8	0	0	0	0	0	1	9
MG	2	0	0	0	0	0	0	2
MINI	2	0	0	0	0	0	0	2
MITSUBISHI	3	0	0	0	0	0	0	3
MUELLER	0	1	0	0	0	0	0	1
NISSAN	16	0	0	0	0	0	2	18
NOOTEBOOM	1	0	0	0	0	0	0	1
OPEL	3	0	0	0	0	0	0	3
PACTON	0	0	1	0	0	0	0	1
PEUGEOT	7	0	0	0	0	0	1	8
PIAGGIO	1	0	0	0	0	0	0	1
POLAR	1	0	0	0	0	0	0	1
POLARIS	0	0	0	0	0	0	1	1
RENAULT	28	0	0	0	0	0	0	28
ROYAL ENFIELD	1	0	0	0	0	0	0	1
SAAB	0	0	0	0	1	0	0	1
SCANIA	1	1	0	0	0	0	0	2
SKODA	8	0	0	0	0	0	0	8
STRAUMSVÍKURVAGN	1	0	0	0	0	0	0	1
SUBARU	0	0	0	0	1	0	0	1
SUZUKI	14	0	0	0	0	0	0	14
TESLA MOTORS	1	0	0	0	0	0	0	1
TOYOTA	6	5	0	0	0	0	1	12
TRIUMPH	0	0	0	0	0	0	1	1
TYLLIS	0	0	0	0	0	1	0	1
TYSSE	1	0	0	0	0	0	0	1
VOLKSWAGEN	13	0	0	1	0	0	1	15
VOLVO	4	0	0	0	0	1	1	6
Alls	193	19	2	1	9	6	16	246