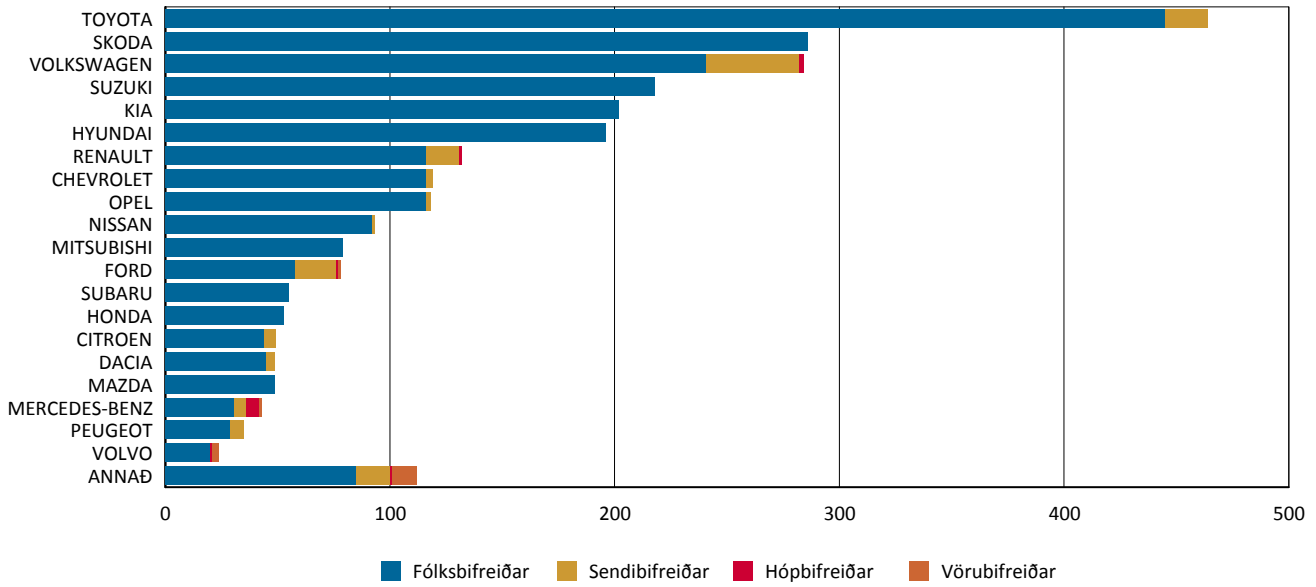


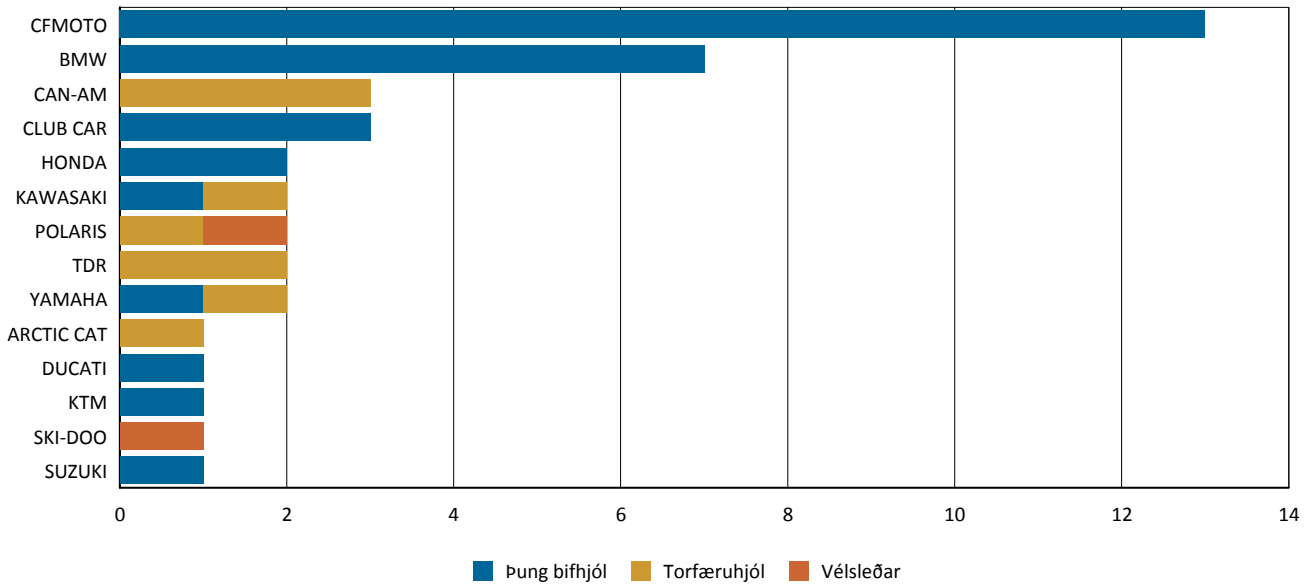
### Nýskráning nýrra ökutæki eftir tegund

Tímabil: 1.6.2015 - 30.6.2015

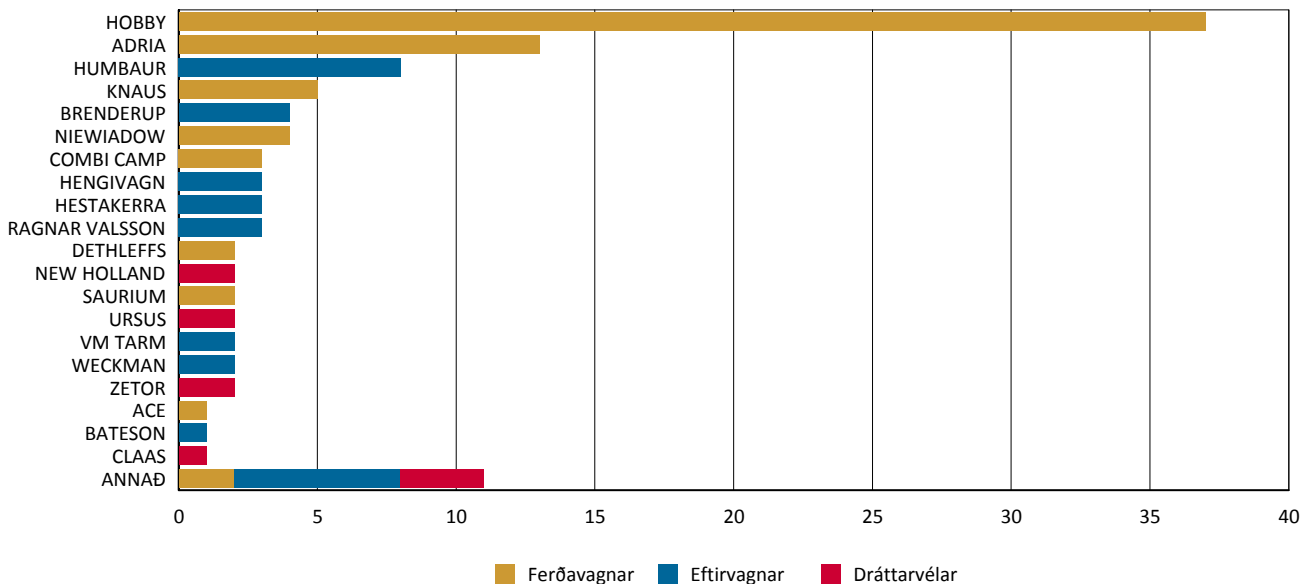
#### Topp 20



#### Topp 20



#### Topp 20



	Fólksbifreiðar	Hópbifreiðar	Sendibifreiðar	Vörubifreiðar	Alls
AUDI	13	0	0	0	13
BMW	19	0	0	0	19
CHEVROLET	116	0	3	0	119
CITROEN	44	0	5	0	49
CS	1	0	0	0	1
DACIA	45	0	4	0	49
DETHLEFFS/FIAT	11	0	0	0	11
DODGE	0	0	1	2	3
FORD	58	1	18	1	78
GMC	0	0	0	2	2
HONDA	53	0	0	0	53
HYUNDAI	196	0	0	0	196
INFINITI	1	0	0	0	1
ISUZU	0	0	3	0	3
IVECO	0	0	1	0	1
JAGUAR LAND ROVER	4	0	0	0	4
JAGUAR LAND ROVER	12	0	10	0	22
JEEP	6	0	0	0	6
KIA	202	0	0	0	202
LEXUS	5	0	0	0	5
LMC/FIAT	1	0	0	0	1
MAZDA	49	0	0	0	49
MC LOUIS/FIAT	1	0	0	0	1
MERCEDES-BENZ	31	6	5	1	43
MITSUBISHI	79	0	0	0	79
NISSAN	92	0	1	0	93
OPEL	116	0	2	0	118
PEUGEOT	29	0	6	0	35
PORSCHE	10	0	0	0	10
RENAULT	116	1	15	0	132
SCANIA	0	1	0	7	8
SKODA	286	0	0	0	286
SSANGYONG	1	0	0	0	1
SUBARU	55	0	0	0	55
SUZUKI	218	0	0	0	218
TOYOTA	445	0	19	0	464
VOLKSWAGEN	241	2	41	0	284
VOLVO	20	1	0	3	24
<b>Alls</b>	<b>2.576</b>	<b>12</b>	<b>134</b>	<b>16</b>	<b>2.738</b>

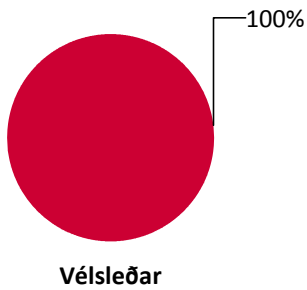
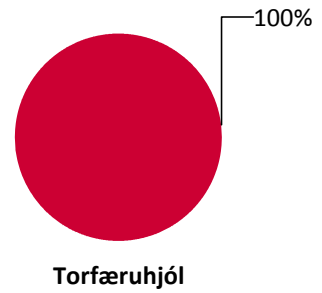
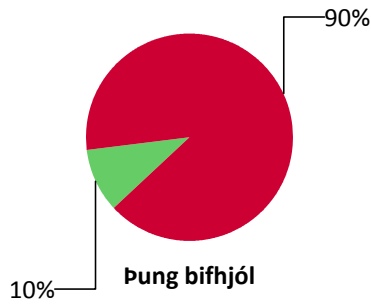
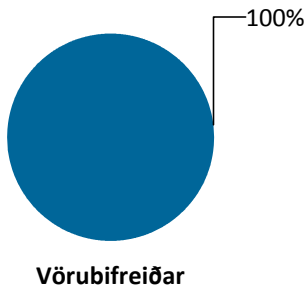
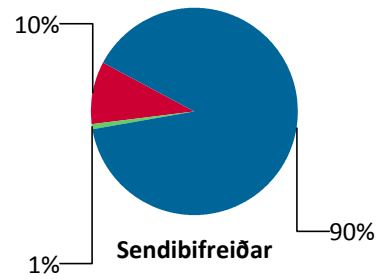
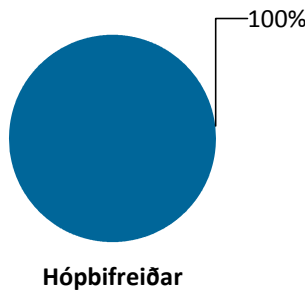
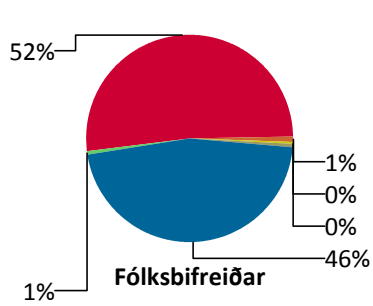
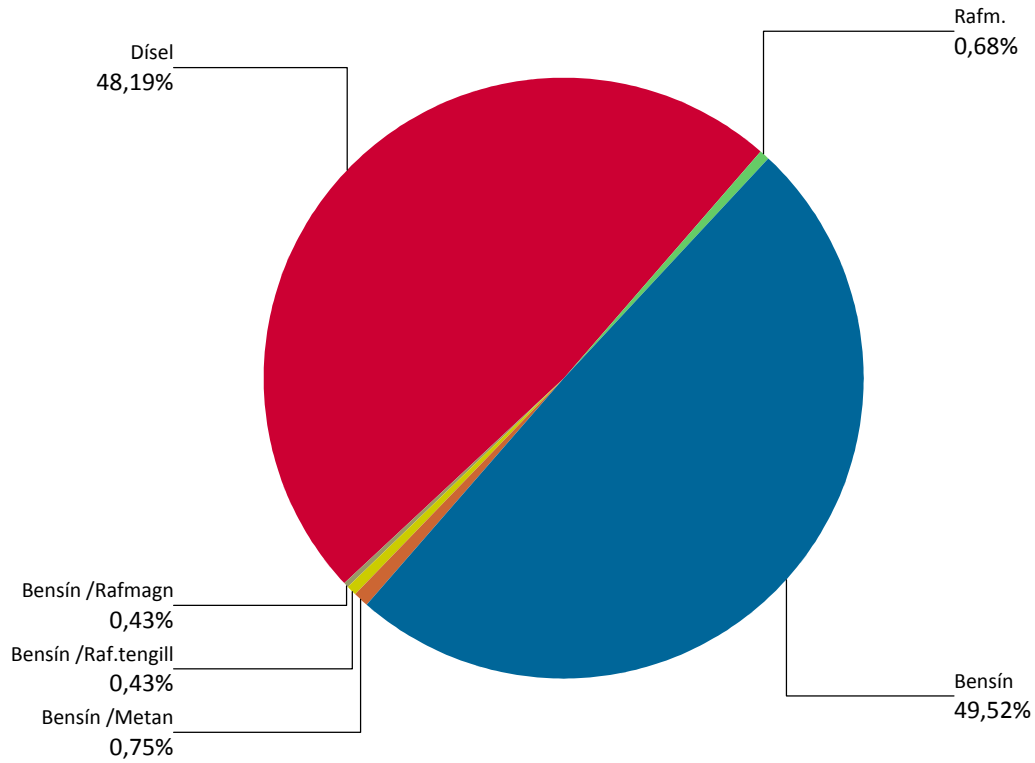
	Pung bífhjól	Torfæruhjól	Vélsleðar	Alls
ARCTIC CAT	0	1	0	1
BMW	7	0	0	7
CAN-AM	0	3	0	3
CFMOTO	13	0	0	13
CLUB CAR	3	0	0	3
DUCATI	1	0	0	1
HONDA	2	0	0	2
KAWASAKI	1	1	0	2
KTM	1	0	0	1
POLARIS	0	1	1	2
SKI-DOO	0	0	1	1
SUZUKI	1	0	0	1
TDR	0	2	0	2
YAMAHA	1	1	0	2

Heimilt er að birta einstaka niðurstöður úr þessari skýrslu ef heimilda er getið. Ekki er heimilt að afrita skýrsluna, hvorki að hluta né í heild sinni, til dreifingar.

	<b>Þung bifhjól</b>	<b>Torfæruhjól</b>	<b>Vélsleðar</b>	<b>Alls</b>
<b>Alls</b>	<b>30</b>	<b>9</b>	<b>2</b>	<b>41</b>
	<b>Dráttarvélar</b>	<b>Eftirvagnar</b>	<b>Ferðavagnar</b>	<b>Alls</b>
ACE	0	0	1	1
ADRIA	0	0	13	13
BATESON	0	1	0	1
BRENDERUP	0	4	0	4
CLAAS	1	0	0	1
COMBI CAMP	0	0	3	3
DETHLEFFS	0	0	2	2
FLIEGL	0	1	0	1
HENGIVAGN	0	3	0	3
HESTAKERRA	0	3	0	3
HIPPE	0	1	0	1
HOBBY	0	0	37	37
HUMBAUR	0	8	0	8
IFOR WILLIAMS	0	1	0	1
KNAUS	0	0	5	5
KUBOTA	1	0	0	1
LMC	0	0	1	1
MASSEY FERGUSON	1	0	0	1
NEW HOLLAND	2	0	0	2
NIEWIADOW	0	0	4	4
ORKEL	0	1	0	1
PALMSE TRAILER	0	1	0	1
PUMA	0	1	0	1
RAGNAR VALSSON	0	3	0	3
SAURIUM	0	0	2	2
TABBERT	0	0	1	1
URSUS	2	0	0	2
VALTRA	1	0	0	1
VM TARM	0	2	0	2
WECKMAN	0	2	0	2
ZETOR	2	0	0	2
<b>Alls</b>	<b>10</b>	<b>32</b>	<b>69</b>	<b>111</b>

Nýskráning nýrra ökutækja eftir orkugjafa

Dagsetning: 1.6.2015 - 30.6.2015



## Fólksbifreiðar

	Bensín	Bensín /Metan	Bensín /Raf.ten	Bensín /Rafmag	Dísel	Rafm.	Alls
AUDI	7	0	3	0	3	0	13
BMW	0	0	0	0	19	0	19
CHEVROLET	107	0	1	0	8	0	116
CITROEN	25	0	0	0	19	0	44
CS	0	0	0	0	1	0	1
DACIA	6	0	0	0	39	0	45
DETHLEFFS/FIAT	0	0	0	0	11	0	11
FORD	48	0	0	0	10	0	58
HONDA	53	0	0	0	0	0	53
HYUNDAI	118	0	0	0	78	0	196
INFINITI	0	0	0	0	1	0	1
JAGUAR LAND ROVE	0	0	0	0	4	0	4
JAGUAR LAND ROVE	0	0	0	0	12	0	12
JEEP	5	0	0	0	1	0	6
KIA	83	0	0	0	114	5	202
LEXUS	0	0	0	5	0	0	5
LMC/FIAT	0	0	0	0	1	0	1
MAZDA	39	0	0	0	10	0	49
MC LOUIS/FIAT	0	0	0	0	1	0	1
MERCEDES-BENZ	2	0	0	0	29	0	31
MITSUBISHI	25	0	5	0	49	0	79
NISSAN	5	0	0	0	85	2	92
OPEL	94	0	0	0	22	0	116
PEUGEOT	12	0	0	0	17	0	29
PORSCHE	2	0	2	0	6	0	10
RENAULT	28	0	0	0	88	0	116
SKODA	14	21	0	0	251	0	286
SSANGYONG	0	0	0	0	1	0	1
SUBARU	38	0	0	0	17	0	55
SUZUKI	216	0	0	0	2	0	218
TOYOTA	232	0	0	7	206	0	445
VOLKSWAGEN	171	0	1	0	61	8	241
VOLVO	0	0	0	0	20	0	20
<b>Alls</b>	<b>1.330</b>	<b>21</b>	<b>12</b>	<b>12</b>	<b>1.186</b>	<b>15</b>	<b>2.576</b>

## Hópbifreiðar

	Dísel	Alls
FORD	1	1
MERCEDES-BENZ	6	6
RENAULT	1	1
SCANIA	1	1
VOLKSWAGEN	2	2
VOLVO	1	1
<b>Alls</b>	<b>12</b>	<b>12</b>

## Sendibifreiðar

	Bensín	Dísel	Rafm.	Alls
CHEVROLET	3	0	0	3
CITROEN	0	5	0	5

	Bensín	Dísel	Rafm.	Alls
DACIA	2	2	0	4
DODGE	1	0	0	1
FORD	0	18	0	18
ISUZU	0	3	0	3
IVECO	0	1	0	1
JAGUAR LAND ROVE	0	10	0	10
MERCEDES-BENZ	0	5	0	5
NISSAN	0	0	1	1
OPEL	0	2	0	2
PEUGEOT	0	6	0	6
RENAULT	0	15	0	15
TOYOTA	1	18	0	19
VOLKSWAGEN	6	35	0	41
<b>Alls</b>	<b>13</b>	<b>120</b>	<b>1</b>	<b>134</b>

### Vörubifreiðar

	Dísel	Alls
DODGE	2	2
FORD	1	1
GMC	2	2
MERCEDES-BENZ	1	1
SCANIA	7	7
VOLVO	3	3
<b>Alls</b>	<b>16</b>	<b>16</b>

### Pung bifhjól

	Bensín	Rafm.	Alls
BMW	7	0	7
CFMOTO	13	0	13
CLUB CAR	0	3	3
DUCATI	1	0	1
HONDA	2	0	2
KAWASAKI	1	0	1
KTM	1	0	1
SUZUKI	1	0	1
YAMAHA	1	0	1
<b>Alls</b>	<b>27</b>	<b>3</b>	<b>30</b>

### Torfæruhjól

	Bensín	Alls
ARCTIC CAT	1	1
CAN-AM	3	3
KAWASAKI	1	1
POLARIS	1	1
TDR	2	2
YAMAHA	1	1
<b>Alls</b>	<b>9</b>	<b>9</b>

**Vélsleðar**

	Bensín	Alls
POLARIS	1	1
SKI-DOO	1	1
<b>Alls</b>	<b>2</b>	<b>2</b>

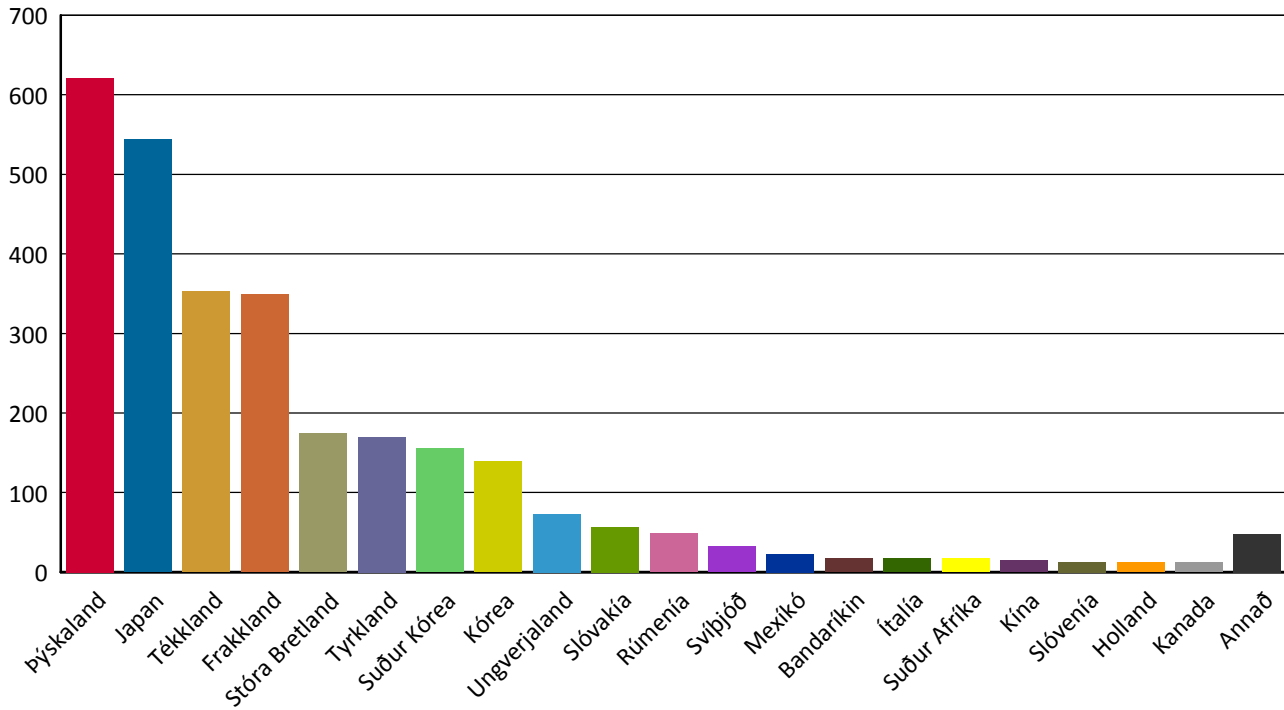
**Dráttarvélar**

	Dísel	Alls
CLAAS	1	1
KUBOTA	1	1
MASSEY FERGUSON	1	1
NEW HOLLAND	2	2
URSUS	2	2
VALTRA	1	1
ZETOR	2	2
<b>Alls</b>	<b>10</b>	<b>10</b>

## Nýskráning nýrra ökutækja eftir framleiðslulöndum

Tímabil: 1.6.2015 - 30.6.2015

## Topp 20



	Fólksbifreiðar	Hópbifreiðar	Sendibifreiðar	Vörubifreiðar	Alls
Bandaríkin	8	0	1	3	12
Belgía	0	0	1	0	1
Frakkland	319	1	27	0	347
Indland	1	0	0	0	1
Ítalía	13	0	1	0	14
Japan	538	0	0	0	538
Kanada	9	0	0	2	11
Kórea	136	0	3	0	139
Mexíkó	22	0	0	0	22
Rúmenía	45	0	4	0	49
Slóvakía	57	0	0	0	57
Spánn	8	0	1	0	9
Stóra Bretland	161	0	10	0	171
Suður Afríka	0	0	17	0	17
Suður Kórea	155	0	0	0	155
Svíþjóð	20	2	0	10	32
Tailand	0	0	3	0	3
Tékkland	351	0	0	0	351
Tyrkland	170	0	0	0	170
Ungverjaland	73	0	0	0	73
Þýskaland	490	9	66	1	566
<b>Alls</b>	<b>2.576</b>	<b>12</b>	<b>134</b>	<b>16</b>	<b>2.738</b>

	Pung bifhjól	Torfæruhjól	Vélsleðar	Alls
Austurríki	1	0	0	1
Bandaríkin	3	1	0	4
Finnland	0	2	0	2
Ítalía	3	0	0	3
Japan	3	2	0	5
Kanada	0	0	1	1
Kína	13	2	0	15

Heimilt er að birta einstaka niðurstöður úr þessari skýrslu ef heimilda er getið. Ekki er heimilt að afrita skýrsluna, hvorki að hluta né í heild sinni, til dreifingar.



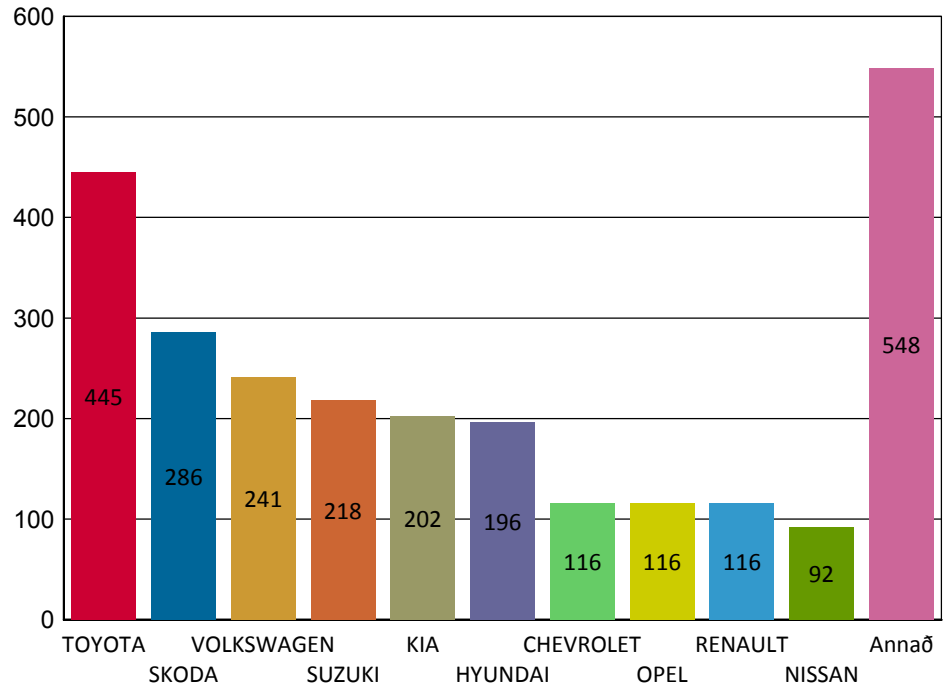
	<b>Þung bifhjól</b>	<b>Torfæruhjól</b>	<b>Vélsleðar</b>	<b>Alls</b>
Mexikó	0	1	0	1
Stóra Bretland	0	0	1	1
Taiwan	0	1	0	1
Þýskaland	7	0	0	7
<b>Alls</b>	<b>30</b>	<b>9</b>	<b>2</b>	<b>41</b>
	<b>Dráttarvélar</b>	<b>Eftirvagnar</b>	<b>Ferðavagnar</b>	<b>Alls</b>
Bandaríkin	0	1	0	1
Danmörk	0	7	0	7
Finnland	1	3	0	4
Frakkland	2	0	0	2
Holland	2	0	10	12
Ísland	0	9	0	9
Japan	1	0	0	1
Noregur	0	1	0	1
Portúgal	0	0	2	2
Pólland	2	0	4	6
Slóvenía	0	0	13	13
Spánn	0	0	1	1
Stóra Bretland	0	2	0	2
Tékkland	2	0	0	2
Þýskaland	0	9	39	48
<b>Alls</b>	<b>10</b>	<b>32</b>	<b>69</b>	<b>111</b>

## Nýskráning nýrra ökutækja - Topp 10 fólksbifreiðar

Tímabil: 1.6.2015 - 30.6.2015

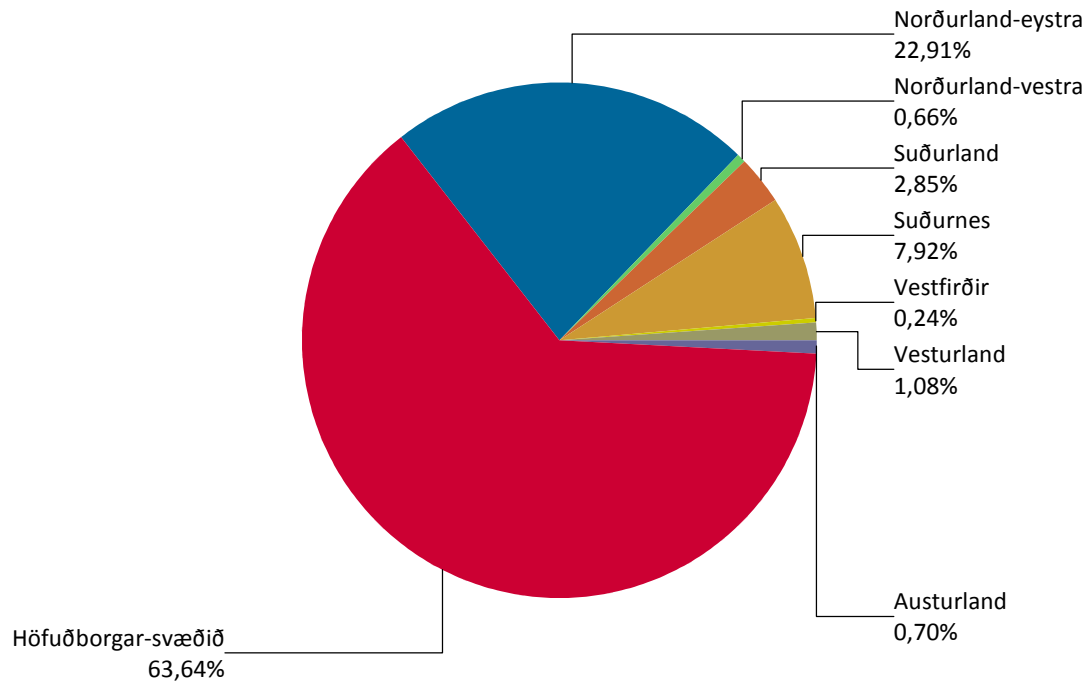
## Topp 10

Fólksbifreiðar	
TOYOTA	445
SKODA	286
VOLKSWAGEN	241
SUZUKI	218
KIA	202
HYUNDAI	196
CHEVROLET	116
OPEL	116
RENAULT	116
NISSAN	92



## Nýskráning nýrra ökutækja eftir landshlutum

Dagsetning: 1.6.2015 - 30.6.2015



	Höfuðborgar-svæðið	Suðurnes	Vesturland	Vestfirðir	Norðurland-vestra	Norðurland-eystra	Austurland	Suðurland	Alls
Fólksbifreiðar	1.609	215	19	5	6	640	11	58	2.563
Hópbifreiðar	9	1	0	1	0	0	0	1	12
Sendibifreiðar	99	5	5	0	2	9	4	10	134
Vörubifreiðar	12	1	1	0	0	1	0	1	16
pung bifhjól	23	3	1	0	1	0	0	2	30
Torfæruhjól	6	0	0	0	2	0	0	1	9
Vélsleðar	1	0	0	0	0	1	0	0	2
Dráttarvélar	5	0	1	0	1	0	0	3	10
Eftirvagnar	21	1	2	1	2	2	0	3	32
Ferðavagnar	46	2	2	0	5	6	5	3	69
<b>Alls</b>	<b>1.831</b>	<b>228</b>	<b>31</b>	<b>7</b>	<b>19</b>	<b>659</b>	<b>20</b>	<b>82</b>	<b>2.877</b>

	Höfuðborgar-svæðið	Suðurnes	Vesturland	Vestfirðir	Norðurland-vestra	Norðurland-eystra	Austurland	Suðurland	Alls
ACE	1	0	0	0	0	0	0	0	1
ADRIA	7	0	1	0	0	2	0	3	13
ARCTIC CAT	1	0	0	0	0	0	0	0	1
AUDI	8	0	0	0	0	4	0	0	12
BATESON	1	0	0	0	0	0	0	0	1
BMW	18	5	1	0	0	0	0	2	26
BRENDERUP	3	0	0	1	0	0	0	0	4
CAN-AM	3	0	0	0	0	0	0	0	3
CFMOTO	8	2	1	0	1	0	0	1	13
CHEVROLET	111	3	0	1	0	1	0	3	119
CITROEN	43	0	1	0	0	2	0	3	49
CLAAS	0	0	0	0	1	0	0	0	1
CLUB CAR	2	1	0	0	0	0	0	0	3
COMBI CAMP	3	0	0	0	0	0	0	0	3
CS	0	0	0	0	0	1	0	0	1
DACIA	43	4	0	0	0	1	0	1	49

Heimilt er að birta einstaka niðurstöður úr þessari skýrslu ef heimilda er getið. Ekki er heimilt að afrita skýrsluna, hvorki að hluta né í heild sinni, til dreifingar.

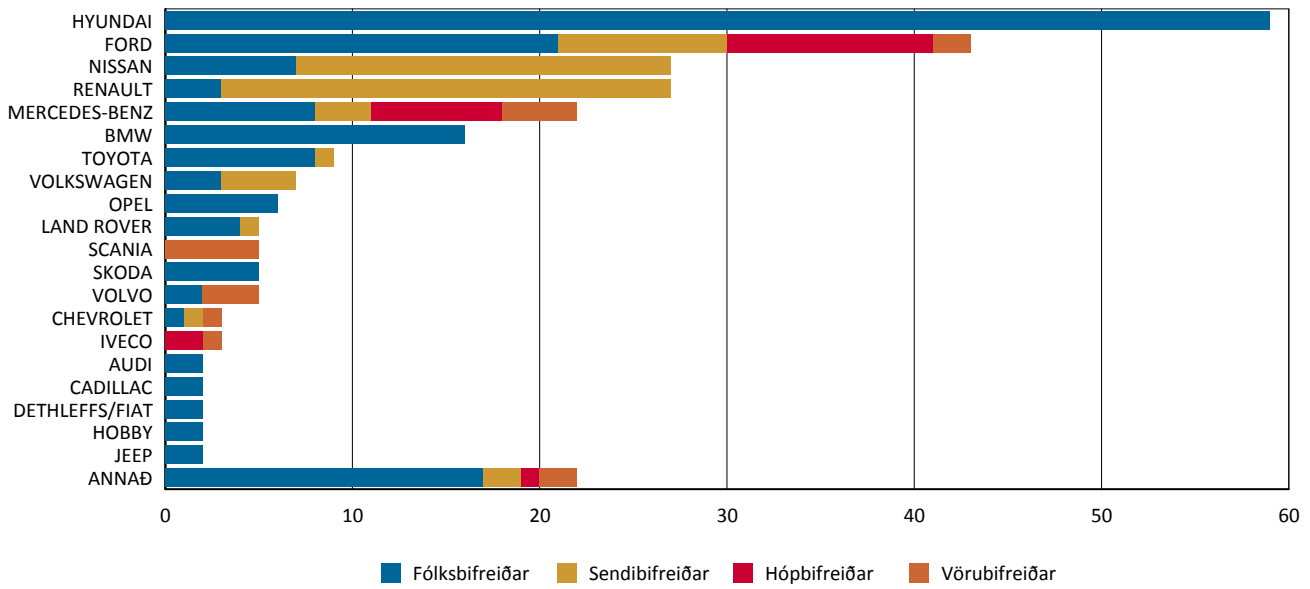
	Höfuðborgar -svæðið	Suðurnes	Vesturland	Vestfirðir	Norðurland- vestra	Norðurland- eystra	Austurland	Suðurland	Alls
DETHLEFFS	2	0	0	0	0	0	0	0	2
DETHLEFFS/FIAT	11	0	0	0	0	0	0	0	11
DODGE	2	0	0	0	0	1	0	0	3
DUCATI	1	0	0	0	0	0	0	0	1
FLIEGL	1	0	0	0	0	0	0	0	1
FORD	69	3	1	0	0	0	1	4	78
GMC	0	0	1	0	0	0	0	1	2
HENGIVAGN	3	0	0	0	0	0	0	0	3
HESTAKERRA	1	0	0	0	1	0	0	1	3
HIPPE	0	0	0	0	0	1	0	0	1
HOBBY	20	2	1	0	5	4	5	0	37
HONDA	45	0	2	1	0	0	1	5	54
HUMBAUR	7	0	0	0	0	0	0	1	8
HYUNDAI	151	12	0	1	0	28	1	2	195
IFOR WILLIAMS	1	0	0	0	0	0	0	0	1
INFINITI	1	0	0	0	0	0	0	0	1
ISUZU	3	0	0	0	0	0	0	0	3
IVECO	1	0	0	0	0	0	0	0	1
JAGUAR LAND ROVER	4	0	0	0	0	0	0	0	4
JAGUAR LAND ROVER LI	19	1	0	0	0	2	0	0	22
JEEP	3	3	0	0	0	0	0	0	6
KAWASAKI	1	0	0	0	0	0	0	1	2
KIA	95	28	4	0	0	72	2	1	202
KNAUS	5	0	0	0	0	0	0	0	5
KTM	1	0	0	0	0	0	0	0	1
KUBOTA	1	0	0	0	0	0	0	0	1
LEXUS	5	0	0	0	0	0	0	0	5
LMC	1	0	0	0	0	0	0	0	1
LMC/FIAT	0	0	0	0	0	1	0	0	1
MASSEY FERGUSON	0	0	0	0	0	0	0	1	1
MAZDA	40	1	0	0	0	6	0	2	49
MC LOUIS/FIAT	0	0	0	0	0	1	0	0	1
MERCEDES-BENZ	33	3	0	1	0	5	1	0	43
MITSUBISHI	46	0	1	1	0	29	0	2	79
NEW HOLLAND	1	0	1	0	0	0	0	0	2
NIEWIADOW	4	0	0	0	0	0	0	0	4
NISSAN	62	8	1	0	0	17	1	4	93
OPEL	112	0	1	0	0	1	0	2	116
ORKEL	0	0	1	0	0	0	0	0	1
PALMSE TRAILER	0	0	0	0	0	1	0	0	1
PEUGEOT	10	21	2	0	0	0	0	2	35
POLARIS	1	0	0	0	0	1	0	0	2
PORSCHE	10	0	0	0	0	0	0	0	10
PUMA	1	0	0	0	0	0	0	0	1
RAGNAR VALSSON	1	1	0	0	1	0	0	0	3
RENAULT	83	25	5	0	0	15	0	4	132
SAURIUM	2	0	0	0	0	0	0	0	2
SCANIA	6	1	0	0	0	1	0	0	8
SKI-DOO	1	0	0	0	0	0	0	0	1
SKODA	130	5	0	0	0	144	2	5	286
SSANGYONG	1	0	0	0	0	0	0	0	1
SUBARU	40	5	0	0	2	6	0	2	55
SUZUKI	90	29	0	0	1	98	1	0	219

	Höfuðborgar -svæðið	Suðurnes	Vesturland	Vestfirðir	Norðurland- vestra	Norðurland- eystra	Austurland	Suðurland	Alls
TABBERT	1	0	0	0	0	0	0	0	1
TDR	0	0	0	0	2	0	0	0	2
TOYOTA	243	58	2	0	2	131	3	18	457
URSUS	1	0	0	0	0	0	0	1	2
VALTRA	1	0	0	0	0	0	0	0	1
VM TARM	2	0	0	0	0	0	0	0	2
VOLKSWAGEN	186	7	3	1	2	78	1	6	284
VOLVO	14	0	0	0	1	5	1	2	23
WECKMAN	0	0	1	0	0	0	0	1	2
YAMAHA	2	0	0	0	0	0	0	0	2
ZETOR	1	0	0	0	0	0	0	1	2
<b>Alls</b>	<b>1.831</b>	<b>228</b>	<b>31</b>	<b>7</b>	<b>19</b>	<b>659</b>	<b>20</b>	<b>82</b>	<b>2.877</b>

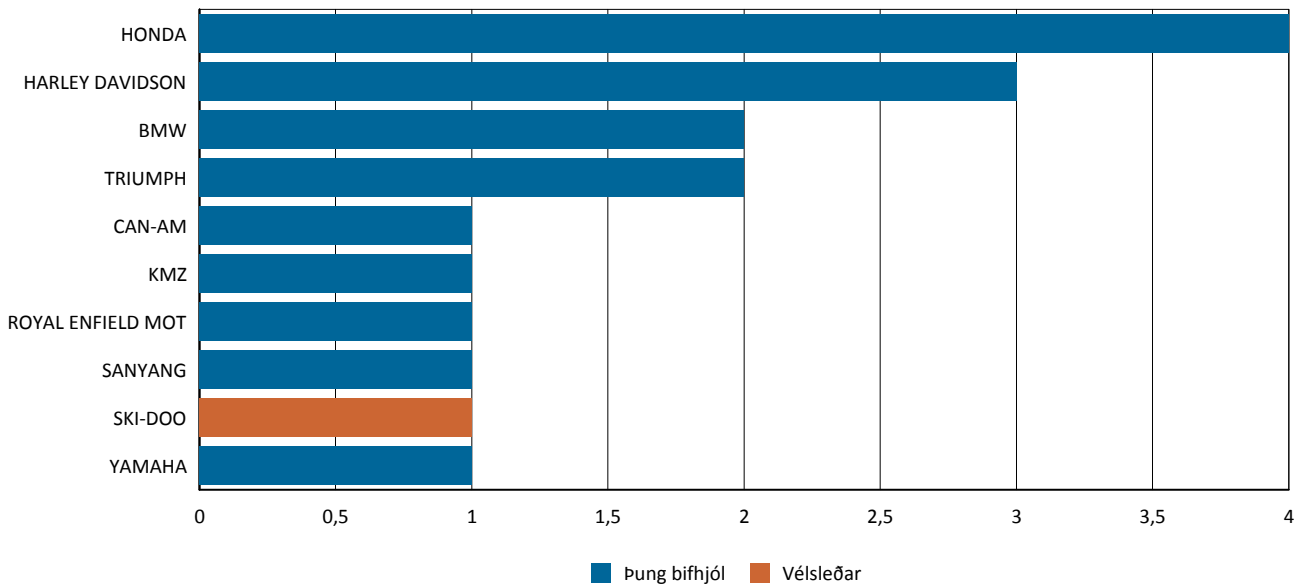
## Nýskráning notaðra ökutæki eftir tegund

Tímabil: 1.6.2015 - 30.6.2015

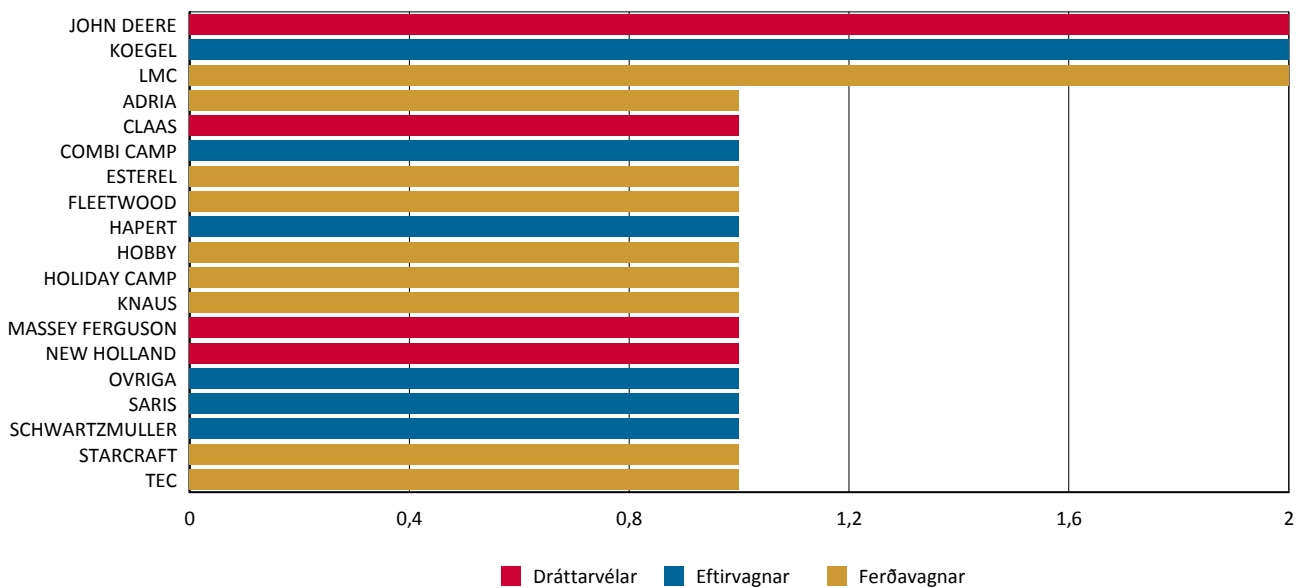
## Topp 20



## Topp 20



## Topp 20



	Fólksbifreiðar	Hópbifreiðar	Sendibifreiðar	Vörubifreiðar	Alls
AUDI	2	0	0	0	2
BMW	16	0	0	0	16
CADILLAC	2	0	0	0	2
CHEVROLET	1	0	1	1	3
CITROEN	1	0	0	0	1
DETHLEFFS/FIAT	2	0	0	0	2
DODGE	0	0	0	1	1
FORD	21	11	9	2	43
HOBBY	2	0	0	0	2
HYUNDAI	59	0	0	0	59
IRISBUS	0	1	0	0	1
ISUZU	0	0	1	0	1
IVECO	0	2	0	1	3
JAGUAR LAND ROVER	1	0	0	0	1
JEEP	2	0	0	0	2
LAND ROVER	4	0	1	0	5
LCR	0	0	1	0	1
LEXUS	2	0	0	0	2
MASERATI	1	0	0	0	1
MAZDA	1	0	0	0	1
MERCEDES - BENZ	0	0	0	1	1
MERCEDES-BENZ	8	7	3	4	22
MINI	1	0	0	0	1
MITSUBISHI	1	0	0	0	1
NISSAN	7	0	20	0	27
OPEL	6	0	0	0	6
PEUGEOT	2	0	0	0	2
PORSCHE	2	0	0	0	2
RENAULT	3	0	24	0	27
ROVER	1	0	0	0	1
SCANIA	0	0	0	5	5
SKODA	5	0	0	0	5
SMART	1	0	0	0	1
SUZUKI	2	0	0	0	2
TOYOTA	8	0	1	0	9
TRABANT	1	0	0	0	1
VOLKSWAGEN	3	0	4	0	7
VOLVO	2	0	0	3	5
<b>Alls</b>	<b>170</b>	<b>21</b>	<b>65</b>	<b>18</b>	<b>274</b>

	Þung bífhjól	Vélsleðar	Alls
BMW	2	0	2
CAN-AM	1	0	1
HARLEY DAVIDSON	3	0	3
HONDA	4	0	4
KMZ	1	0	1
ROYAL ENFIELD MOT	1	0	1
SANYANG	1	0	1
SKI-DOO	0	1	1
TRIUMPH	2	0	2
YAMAHA	1	0	1
<b>Alls</b>	<b>16</b>	<b>1</b>	<b>17</b>

	Dráttarvélar	Eftirvagnar	Ferðavagnar	Alls
ADRIA	0	0	1	1
CLAAS	1	0	0	1

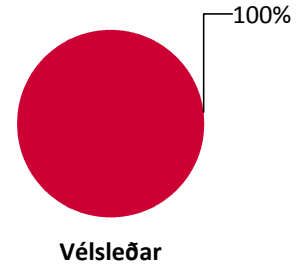

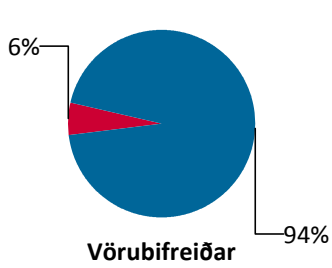
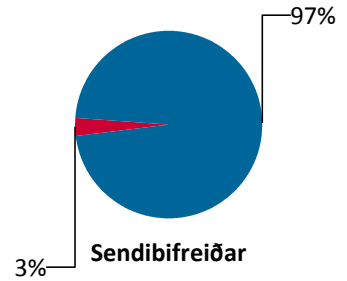
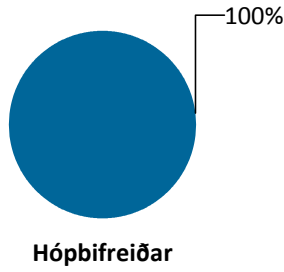
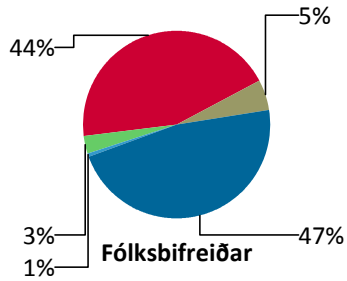
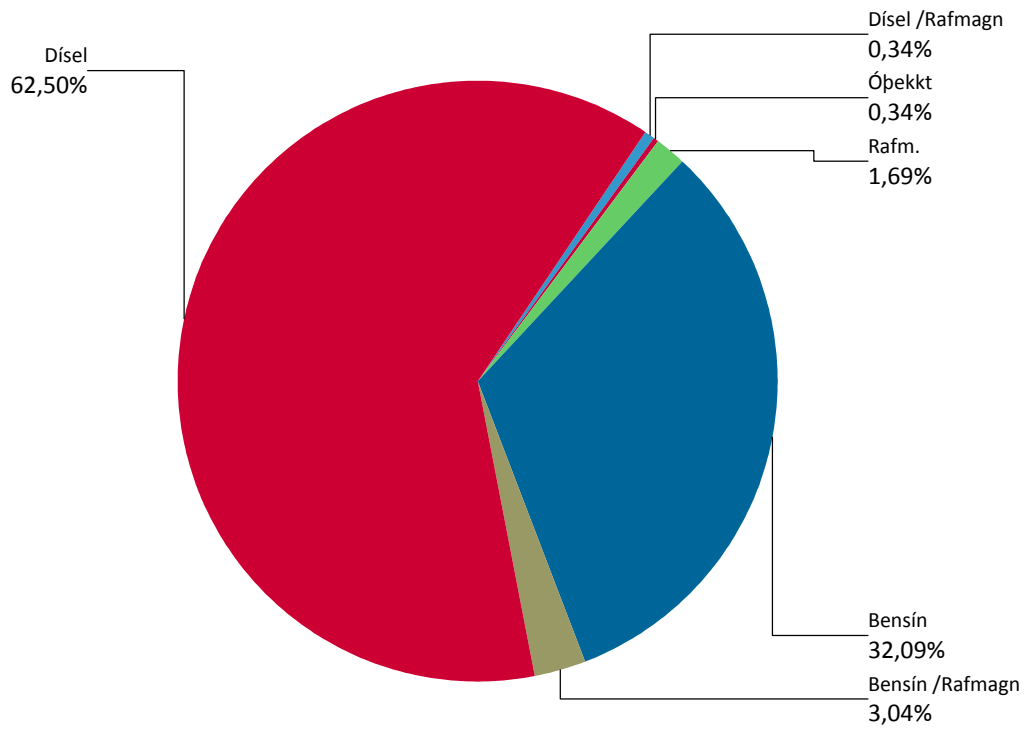
Heimilt er að birta einstaka niðurstöður úr þessari skýrslu ef heimilda er getið. Ekki er heimilt að afrita skýrsluna, hvorki að hluta né í heild sinni, til dreifingar.

	Dráttarvélar	Eftirvagnar	Ferðavagnar	Alls
COMBI CAMP	0	1	0	1
ESTEREL	0	0	1	1
FLEETWOOD	0	0	1	1
HAPERT	0	1	0	1
HOBBY	0	0	1	1
HOLIDAY CAMP	0	0	1	1
JOHN DEERE	2	0	0	2
KNAUS	0	0	1	1
KOEGEL	0	2	0	2
LMC	0	0	2	2
MASSEY FERGUSON	1	0	0	1
NEW HOLLAND	1	0	0	1
OVRIGA	0	1	0	1
SARIS	0	1	0	1
SCHWARTZMULLER	0	1	0	1
STARCRAFT	0	0	1	1
TEC	0	0	1	1
<b>Alls</b>	<b>5</b>	<b>7</b>	<b>10</b>	<b>22</b>



Nýskráning notaðra ökutækja eftir orkugjafa

Dagsetning: 1.6.2015 - 30.6.2015



**Fólksbifreiðar**

	Bensín	Bensín /Rafmag	Dísel	Rafm.	Dísel /Rafmag	Alls
AUDI	0	0	2	0	0	2
BMW	2	0	14	0	0	16
CADILLAC	2	0	0	0	0	2
CHEVROLET	1	0	0	0	0	1
CITROEN	0	0	1	0	0	1
DETHLEFFS/FIAT	0	0	2	0	0	2
FORD	10	0	11	0	0	21
HOBBY	0	0	2	0	0	2
HYUNDAI	46	0	13	0	0	59
JAGUAR LAND ROVE	0	0	1	0	0	1
JEEP	1	0	1	0	0	2
LAND ROVER	1	0	3	0	0	4
LEXUS	0	2	0	0	0	2
MASERATI	0	0	1	0	0	1
MAZDA	1	0	0	0	0	1
MERCEDES-BENZ	1	0	6	0	1	8
MINI	1	0	0	0	0	1
MITSUBISHI	0	0	1	0	0	1
NISSAN	1	0	1	5	0	7
OPEL	0	0	6	0	0	6
PEUGEOT	0	0	2	0	0	2
PORSCHE	2	0	0	0	0	2
RENAULT	1	0	2	0	0	3
ROVER	0	0	1	0	0	1
SKODA	0	0	5	0	0	5
SMART	1	0	0	0	0	1
SUZUKI	2	0	0	0	0	2
TOYOTA	0	7	1	0	0	8
TRABANT	1	0	0	0	0	1
VOLKSWAGEN	0	0	3	0	0	3
VOLVO	1	0	1	0	0	2
<b>Alls</b>	<b>75</b>	<b>9</b>	<b>80</b>	<b>5</b>	<b>1</b>	<b>170</b>

**Hópbifreiðar**

	Dísel	Alls
FORD	11	11
IRISBUS	1	1
IVECO	2	2
MERCEDES-BENZ	7	7
<b>Alls</b>	<b>21</b>	<b>21</b>

**Sendibifreiðar**

	Bensín	Dísel	Alls
CHEVROLET	1	0	1
FORD	0	9	9
ISUZU	0	1	1
LAND ROVER	0	1	1
LCR	1	0	1
MERCEDES-BENZ	0	3	3

	Bensín	Dísel	Alls
NISSAN	0	20	20
RENAULT	0	24	24
TOYOTA	0	1	1
VOLKSWAGEN	0	4	4
<b>Alls</b>	<b>2</b>	<b>63</b>	<b>65</b>

### Vörubifreiðar

	Bensín	Dísel	Alls
CHEVROLET	1	0	1
DODGE	0	1	1
FORD	0	2	2
IVECO	0	1	1
MERCEDES - BENZ	0	1	1
MERCEDES-BENZ	0	4	4
SCANIA	0	5	5
VOLVO	0	3	3
<b>Alls</b>	<b>1</b>	<b>17</b>	<b>18</b>

### Þung bifhjól

	Bensín	Alls
BMW	2	2
CAN-AM	1	1
HARLEY DAVIDSON	3	3
HONDA	4	4
KMZ	1	1
ROYAL ENFIELD MO	1	1
SANYANG	1	1
TRIUMPH	2	2
YAMAHA	1	1
<b>Alls</b>	<b>16</b>	<b>16</b>

### Vélsleðar

	Bensín	Alls
SKI-DOO	1	1
<b>Alls</b>	<b>1</b>	<b>1</b>

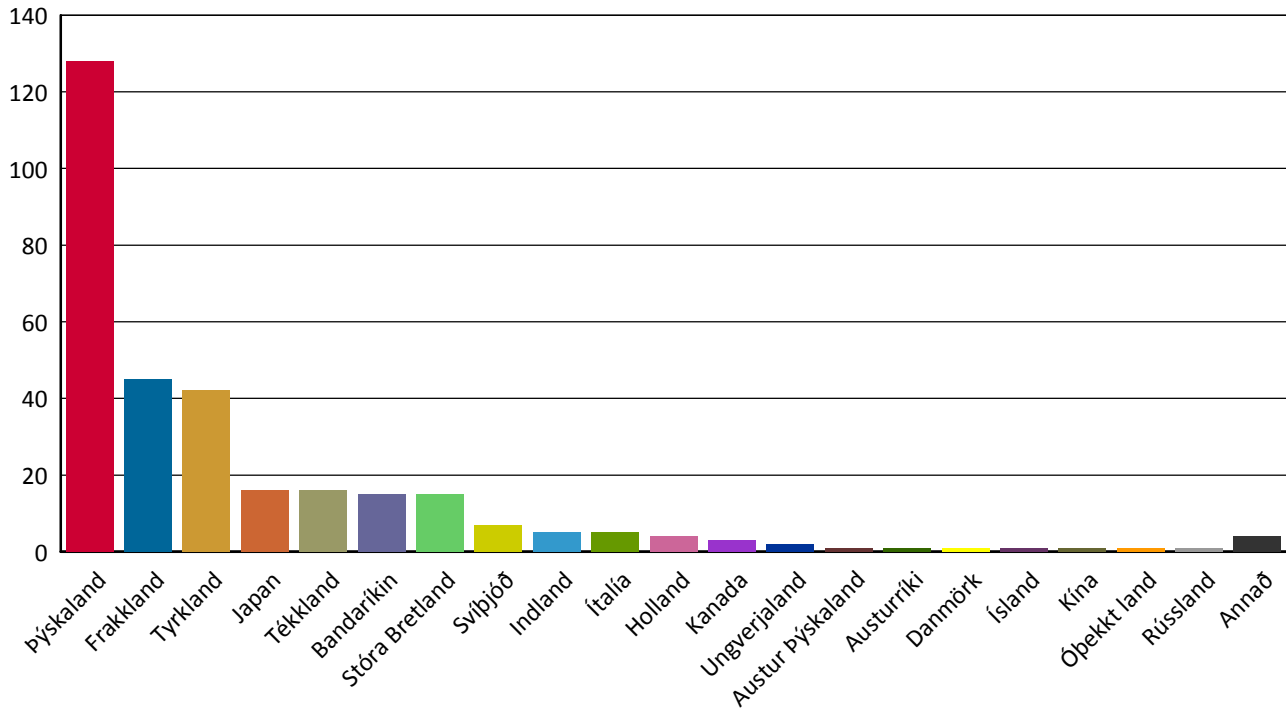
### Dráttarvélar

	Dísel	Óþekkt	Alls
CLAAS	1	0	1
JOHN DEERE	2	0	2
MASSEY FERGUSON	0	1	1
NEW HOLLAND	1	0	1
<b>Alls</b>	<b>4</b>	<b>1</b>	<b>5</b>

## Nýskráning notaðra ökutækja eftir framleiðslulöndum

Tímabil: 1.6.2015 - 30.6.2015

## Topp 20



	Fólksbifreiðar	Hópbifreiðar	Sendibifreiðar	Vörubifreiðar	Alls
Austur Þýskaland	1	0	0	0	1
Bandaríkin	5	0	1	3	9
Frakkland	13	3	24	2	42
Holland	0	0	0	2	2
Indland	4	0	0	0	4
Ítalía	5	0	0	0	5
Japan	9	0	2	0	11
Kanada	1	0	0	1	2
Kína	0	0	1	0	1
Stóra Bretland	9	0	1	0	10
Suður Kórea	1	0	0	0	1
Svíþjóð	2	0	0	4	6
Tékkland	16	0	0	0	16
Tyrkland	42	0	0	0	42
Ungverjaland	2	0	0	0	2
Þýskaland	60	18	36	6	120
<b>Alls</b>	<b>170</b>	<b>21</b>	<b>65</b>	<b>18</b>	<b>274</b>

	Þung bifhjól	Vélsteðar	Alls
Bandaríkin	3	0	3
Indland	1	0	1
Japan	5	0	5
Kanada	0	1	1
Óþekkt land	1	0	1
Rússland	1	0	1
Stóra Bretland	2	0	2
Taiwan	1	0	1
Þýskaland	2	0	2
<b>Alls</b>	<b>16</b>	<b>1</b>	<b>17</b>

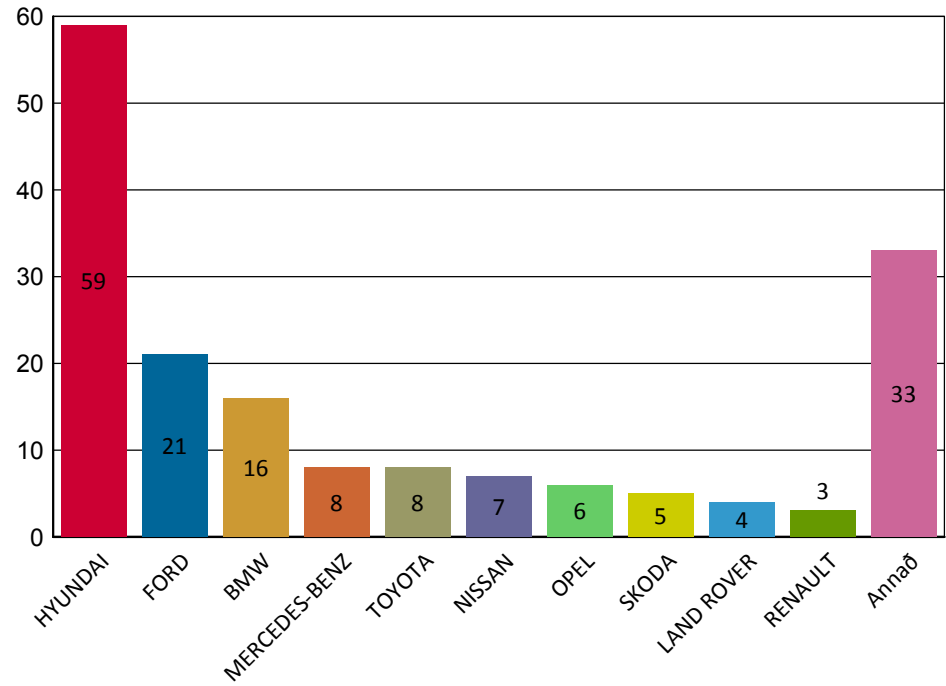
	Dráttarvélar	Eftirvagnar	Ferðavagnar	Alls
Austurríki	0	1	0	1
Bandaríkin	2	0	1	3
Danmörk	0	0	1	1
Frakkland	1	0	1	2
Holland	0	2	0	2
Ísland	0	1	0	1
Slóvenía	0	0	1	1
Spánn	0	0	1	1
Stóra Bretland	2	0	1	3
Svíþjóð	0	1	0	1
Þýskaland	0	2	4	6
<b>Alls</b>	<b>5</b>	<b>7</b>	<b>10</b>	<b>22</b>

## Nýskráning notaðra ökutækja - Topp 10 fólksbifreiðar

Tímabil: 1.6.2015 - 30.6.2015

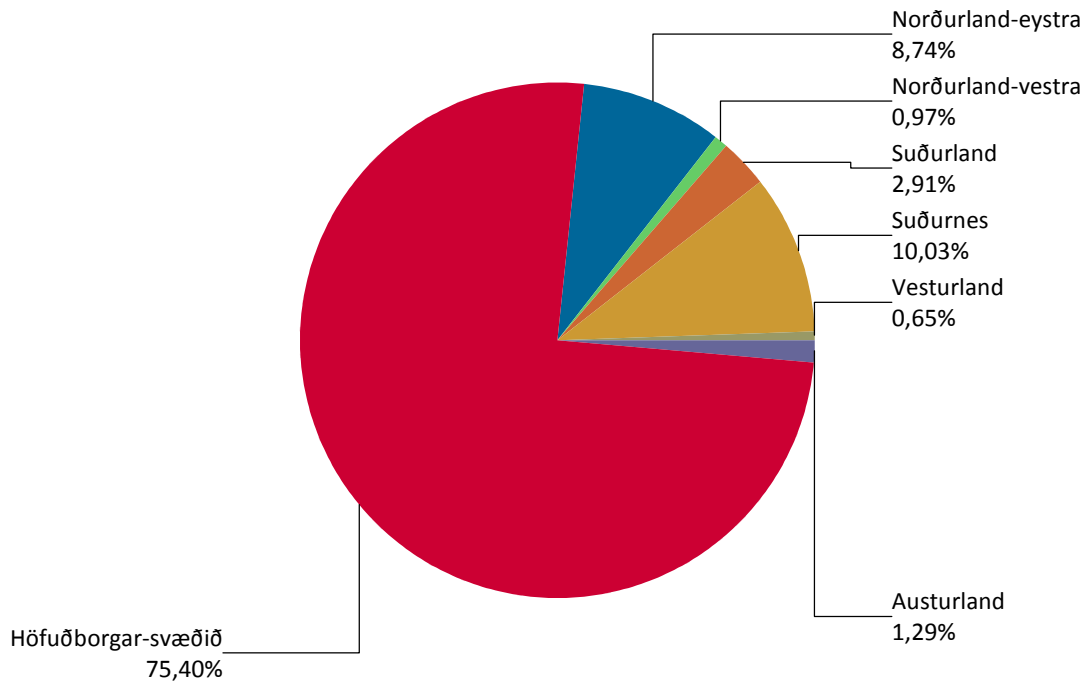
## Topp 10

Fólksbifreiðar	
HYUNDAI	59
FORD	21
BMW	16
MERCEDES-BENZ	8
TOYOTA	8
NISSAN	7
OPEL	6
SKODA	5
LAND ROVER	4
RENAULT	3



## Nýskráning notaðra ökutækja eftir landshlutum

Dagsetning: 1.6.2015 - 30.6.2015



	Höfuðborgar-svæðið	Suðurnes	Vesturland	Norðurland-vestra	Norðurland-eystra	Austurland	Suðurland	Alls
Fólksbífreiðar	131	17	1	0	11	2	4	166
Hópbífreiðar	12	4	0	0	3	0	2	21
Sendibífreiðar	61	0	0	1	2	0	1	65
Vörubífreiðar	10	3	0	0	3	1	1	18
Þung bífhjól	8	5	0	0	3	0	0	16
Vélsleðar	1	0	0	0	0	0	0	1
Dráttarvélar	1	0	1	1	1	0	1	5
Eftirvagnar	6	0	0	0	0	0	0	6
Ferðavagnar	3	2	0	0	4	1	0	10
<b>Alls</b>	<b>233</b>	<b>31</b>	<b>2</b>	<b>2</b>	<b>27</b>	<b>4</b>	<b>9</b>	<b>308</b>

	Höfuðborgar-svæðið	Suðurnes	Vesturland	Norðurland-vestra	Norðurland-eystra	Austurland	Suðurland	Alls
ADRIA	1	0	0	0	0	0	0	1
AUDI	2	0	0	0	0	0	0	2
BMW	15	1	1	0	1	0	0	18
CADILLAC	1	0	0	0	0	0	1	2
CAN-AM	0	1	0	0	0	0	0	1
CHEVROLET	0	0	0	0	1	0	1	2
CITROEN	1	0	0	0	0	0	0	1
CLAAS	0	0	0	1	0	0	0	1
COMBI CAMP	1	0	0	0	0	0	0	1
DETHLEFFS/FIAT	2	0	0	0	0	0	0	2
DODGE	0	1	0	0	0	0	0	1
ESTEREL	0	1	0	0	0	0	0	1
FLEETWOOD	0	0	0	0	1	0	0	1
FORD	31	2	0	0	8	0	1	42
HAPERT	1	0	0	0	0	0	0	1
HARLEY DAVIDSON	1	2	0	0	0	0	0	3
HOBBY	1	0	0	0	2	0	0	3

Heimilt er að birta einstaka niðurstöður úr þessari skýrslu ef heimilda er getið. Ekki er heimilt að afrita skýrsluna, hvorki að hluta né í heild sinni, til dreifingar.

	Höfuðborgar -svæðið	Suðurnes	Vesturland	Norðurland- vestra	Norðurland- eystra	Austurland	Suðurland	Alls
HOLIDAY CAMP	0	0	0	0	0	1	0	1
HONDA	2	0	0	0	2	0	0	4
HYUNDAI	45	13	0	0	0	1	0	59
IRISBUS	1	0	0	0	0	0	0	1
ISUZU	1	0	0	0	0	0	0	1
IVECO	1	2	0	0	0	0	0	3
JAGUAR LAND ROVER	1	0	0	0	0	0	0	1
JEEP	0	0	0	0	1	1	0	2
JOHN DEERE	0	0	0	0	1	0	1	2
KMZ	0	1	0	0	0	0	0	1
KNAUS	0	0	0	0	1	0	0	1
KOEGEL	2	0	0	0	0	0	0	2
LAND ROVER	5	0	0	0	0	0	0	5
LCR	0	0	0	0	1	0	0	1
LEXUS	2	0	0	0	0	0	0	2
LMC	0	0	0	0	2	0	0	2
MASERATI	1	0	0	0	0	0	0	1
MASSEY FERGUSON	0	0	1	1	0	0	0	2
MAZDA	0	1	0	0	0	0	0	1
MERCEDES - BENZ	1	0	0	0	0	0	0	1
MERCEDES-BENZ	16	2	0	1	1	1	1	22
MINI	1	0	0	0	0	0	0	1
MITSUBISHI	1	0	0	0	0	0	0	1
NEW HOLLAND	1	0	0	0	0	0	0	1
NISSAN	26	0	0	0	1	0	0	27
OPEL	6	0	0	0	0	0	0	6
OVRIGA	1	0	0	0	0	0	0	1
PEUGEOT	2	0	0	0	0	0	0	2
PORSCHE	0	0	0	0	0	0	1	1
RENAULT	26	0	0	0	1	0	0	27
ROVER	0	0	0	0	1	0	0	1
ROYAL ENFIELD MOT	1	0	0	0	0	0	0	1
SANYANG	1	0	0	0	0	0	0	1
SCANIA	4	0	0	0	1	0	0	5
SCHWARTZMULLER	1	0	0	0	0	0	0	1
SKI-DOO	1	0	0	0	0	0	0	1
SKODA	5	0	0	0	0	0	0	5
STARCRAFT	1	0	0	0	0	0	0	1
SUZUKI	1	0	0	0	0	0	1	2
TEC	0	1	0	0	0	0	0	1
TOYOTA	7	1	0	0	0	0	1	9
TRABANT	1	0	0	0	0	0	0	1
TRIUMPH	2	0	0	0	0	0	0	2
VOLKSWAGEN	7	0	0	0	0	0	0	7
VOLVO	2	2	0	0	0	0	1	5
YAMAHA	0	0	0	0	1	0	0	1
<b>Alls</b>	<b>233</b>	<b>31</b>	<b>2</b>	<b>3</b>	<b>27</b>	<b>4</b>	<b>9</b>	<b>309</b>