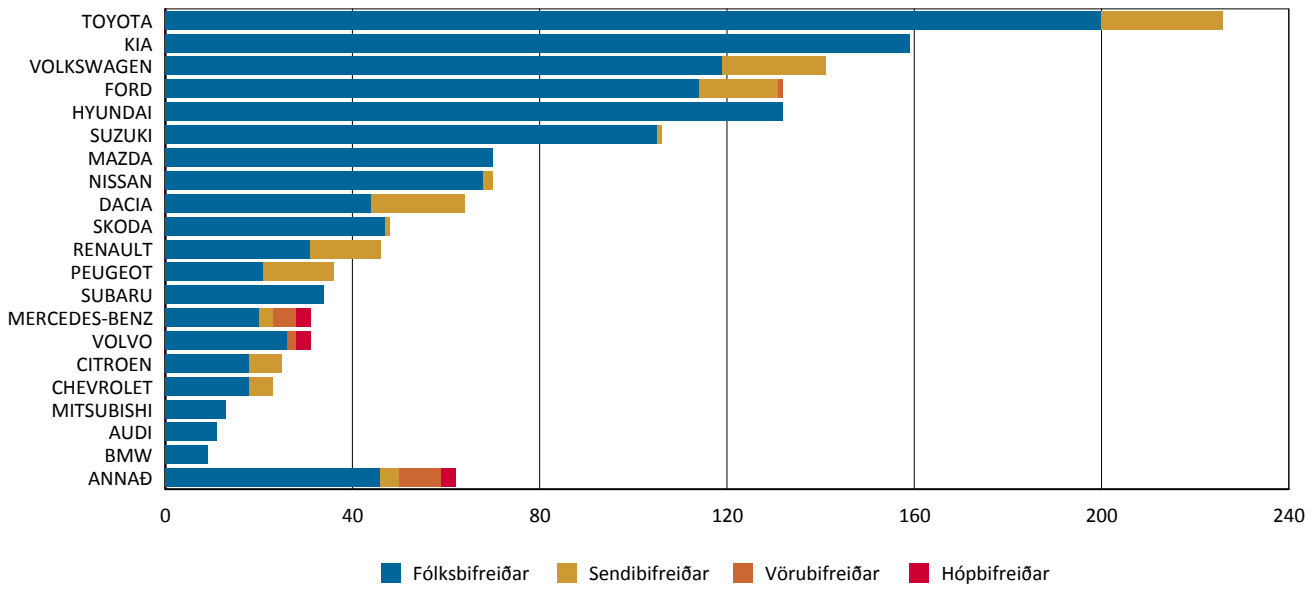


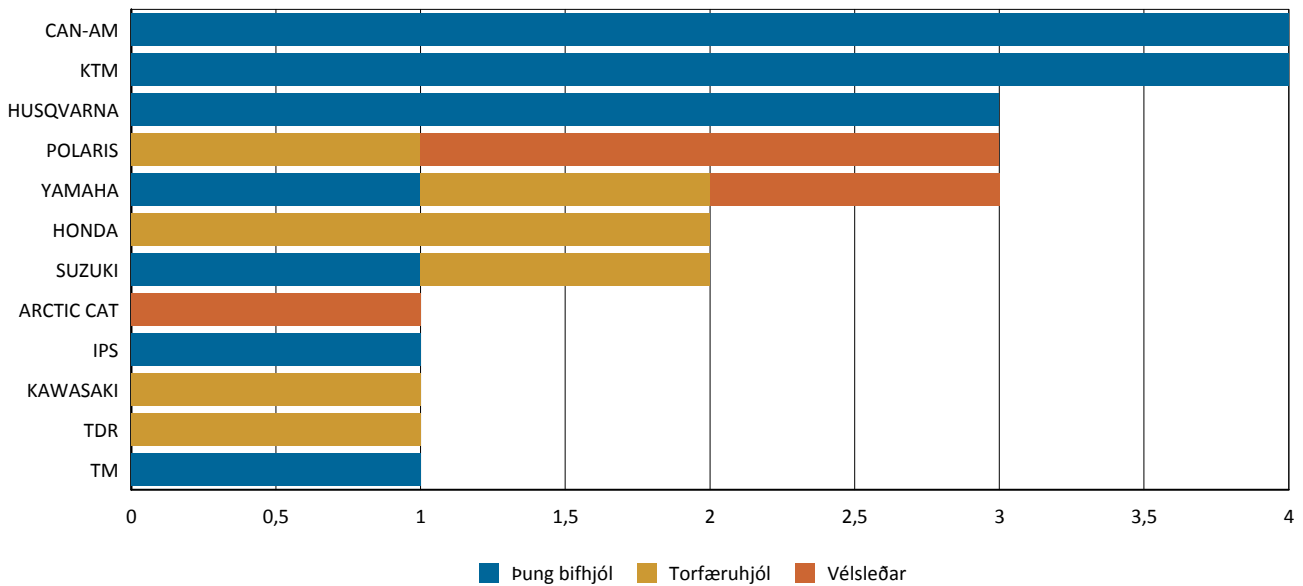
Nýskráning nýrra ökutæki eftir tegund

Tímabil: 1.4.2015 - 30.4.2015

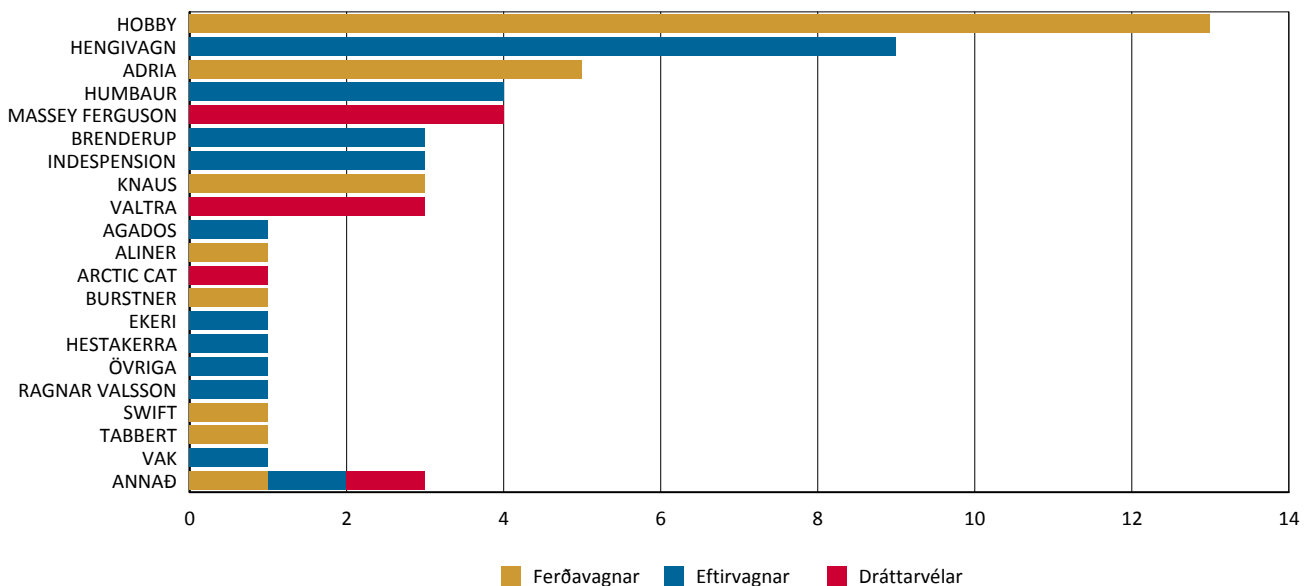
Topp 20



Topp 20



Topp 20



	Fólksbífreiddar	Hópbífreiddar	Sendibífreiddar	Vörubífreiddar	Alls
AUDI	11	0	0	0	11
BMW	9	0	0	0	9
CHEVROLET	18	0	5	0	23
CITROEN	18	0	7	0	25
DACIA	44	0	20	0	64
DODGE	0	0	0	1	1
FORD	114	0	17	1	132
GMC	0	0	0	1	1
HONDA	9	0	0	0	9
HYUNDAI	132	0	0	0	132
ISUZU	0	0	2	0	2
IVECO	0	0	1	3	4
JAGUAR LAND ROVER	2	0	0	0	2
JAGUAR LAND ROVER	3	0	1	0	4
JEEP	5	0	0	0	5
KIA	159	0	0	0	159
LAND ROVER	8	0	0	0	8
LEXUS	6	0	0	0	6
MAN	0	0	0	1	1
MAZDA	70	0	0	0	70
MERCEDES-BENZ	20	3	3	5	31
MITSUBISHI	13	0	0	0	13
NISSAN	68	0	2	0	70
OPEL	5	0	0	0	5
PEUGEOT	21	0	15	0	36
PORSCHE	6	0	0	0	6
RENAULT	31	0	15	0	46
SCANIA	0	0	0	3	3
SKODA	47	0	1	0	48
SSANGYONG	2	0	0	0	2
SUBARU	34	0	0	0	34
SUZUKI	105	0	1	0	106
TOYOTA	200	0	26	0	226
VDL	0	3	0	0	3
VOLKSWAGEN	119	0	22	0	141
VOLVO	26	3	0	2	31
Alls	1.305	9	138	17	1.469

	Þung bífhjól	Torfæruhjól	Vélsleðar	Alls
ARCTIC CAT	0	0	1	1
CAN-AM	4	0	0	4
HONDA	0	2	0	2
HUSQVARNA	3	0	0	3
IPS	1	0	0	1
KAWASAKI	0	1	0	1
KTM	4	0	0	4
POLARIS	0	1	2	3
SUZUKI	1	1	0	2
TDR	0	1	0	1
TM	1	0	0	1
YAMAHA	1	1	1	3
Alls	15	7	4	26

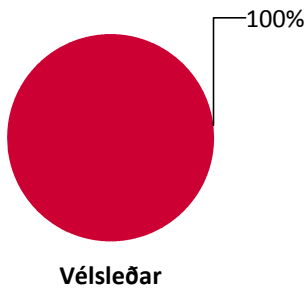
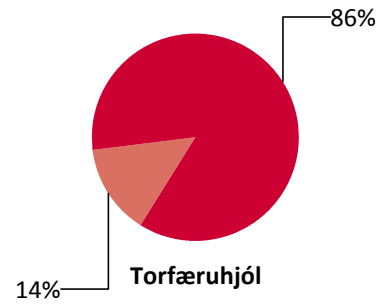
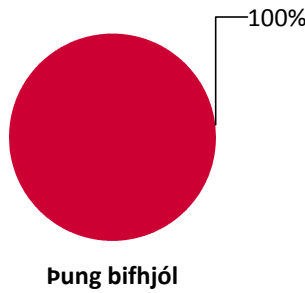
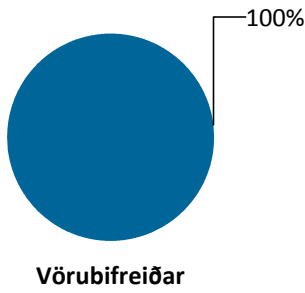
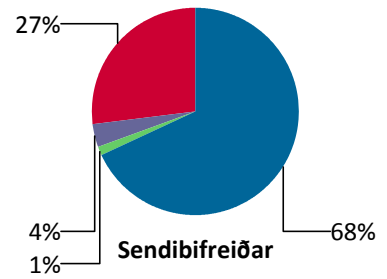
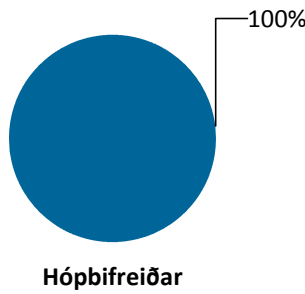
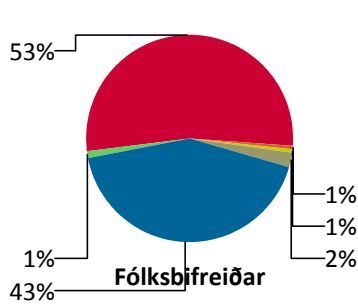
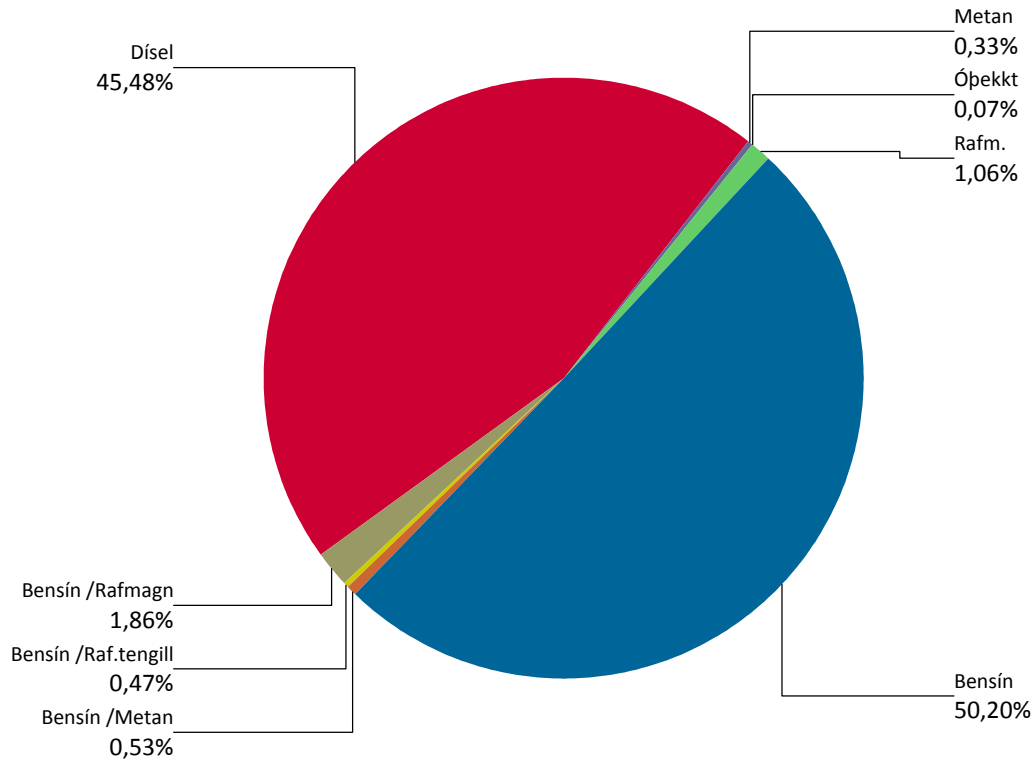
	Dráttarvélar	Eftirvagnar	Ferðavagnar	Alls
ADRIA	0	0	5	5
AGADOS	0	1	0	1

Heimilt er að birta einstaka niðurstöður úr þessari skýrslu ef heimilda er getið. Ekki er heimilt að afrita skýrsluna, hvorki að hluta né í heild sinni, til dreifingar.

	Dráttarvélar	Eftirvagnar	Ferðavagnar	Alls
ALINER	0	0	1	1
ARCTIC CAT	1	0	0	1
BRENDERUP	0	3	0	3
BURSTNER	0	0	1	1
EKERI	0	1	0	1
HENGIVAGN	0	9	0	9
HESTAKERRA	0	1	0	1
HOBBY	0	0	13	13
HUMBAUR	0	4	0	4
INDESPENSION	0	3	0	3
KNAUS	0	0	3	3
MASSEY FERGUSON	4	0	0	4
RAGNAR VALSSON	0	1	0	1
SWIFT	0	0	1	1
TABBERT	0	0	1	1
VAK	0	1	0	1
VALTRA	3	0	0	3
VARIANT	0	1	0	1
WEINSBERG	0	0	1	1
ZETOR	1	0	0	1
ÖVRIGA	0	1	0	1
Alls	9	26	26	61

Nýskráning nýrra ökutækja eftir orkugjafa

Dagsetning: 1.4.2015 - 30.4.2015



Fólksbifreiðar

	Bensín	Bensín /Metan	Bensín /Raf.ten	Bensín /Rafmag	Dísel	Rafm.	Alls
AUDI	2	0	2	0	7	0	11
BMW	0	0	0	0	9	0	9
CHEVROLET	16	0	0	0	2	0	18
CITROEN	12	0	0	0	6	0	18
DACIA	2	0	0	0	42	0	44
FORD	94	0	0	0	20	0	114
HONDA	8	0	0	0	1	0	9
HYUNDAI	99	0	0	0	33	0	132
JAGUAR LAND ROVE	0	0	0	0	2	0	2
JAGUAR LAND ROVE	0	0	0	0	3	0	3
JEEP	5	0	0	0	0	0	5
KIA	23	0	0	0	134	2	159
LAND ROVER	0	0	0	0	8	0	8
LEXUS	0	0	0	6	0	0	6
MAZDA	57	0	0	0	13	0	70
MERCEDES-BENZ	2	0	0	0	18	0	20
MINI	1	0	4	1	7	0	13
NISSAN	42	0	0	0	19	7	68
OPEL	3	0	0	0	2	0	5
PEUGEOT	10	0	0	0	11	0	21
PORSCHE	2	0	1	0	3	0	6
RENAULT	6	0	0	0	25	0	31
SKODA	2	7	0	0	38	0	47
SSANGYONG	0	0	0	0	2	0	2
SUBARU	24	0	0	0	10	0	34
SUZUKI	105	0	0	0	0	0	105
TOYOTA	104	0	0	21	75	0	200
VOLKSWAGEN	73	1	0	0	40	5	119
VOLVO	0	0	0	0	26	0	26
Alls	692	8	7	28	556	14	1.305

Hópbifreiðar

	Dísel	Alls
MERCEDES-BENZ	3	3
VDL	3	3
VOLVO	3	3
Alls	9	9

Sendibifreiðar

	Bensín	Dísel	Metan	Rafm.	Alls
CHEVROLET	5	0	0	0	5
CITROEN	0	7	0	0	7
DACIA	19	1	0	0	20
FORD	4	13	0	0	17
ISUZU	0	2	0	0	2
IVECO	0	1	0	0	1
JAGUAR LAND ROVE	0	1	0	0	1
MERCEDES-BENZ	0	3	0	0	3
NISSAN	0	0	0	2	2

	Bensín	Dísel	Metan	Rafm.	Alls
PEUGEOT	0	15	0	0	15
RENAULT	0	15	0	0	15
SKODA	0	1	0	0	1
SUZUKI	1	0	0	0	1
TOYOTA	0	26	0	0	26
VOLKSWAGEN	8	9	5	0	22
Alls	37	94	5	2	138

Vörubifreiðar

	Dísel	Alls
DODGE	1	1
FORD	1	1
GMC	1	1
IVECO	3	3
MAN	1	1
MERCEDES-BENZ	5	5
SCANIA	3	3
VOLVO	2	2
Alls	17	17

Pung bifhjól

	Bensín	Alls
CAN-AM	4	4
HUSQVARNA	3	3
IPS	1	1
KTM	4	4
SUZUKI	1	1
TM	1	1
YAMAHA	1	1
Alls	15	15

Torfæruhjól

	Bensín	Óþekkt	Alls
HONDA	1	1	2
KAWASAKI	1	0	1
POLARIS	1	0	1
SUZUKI	1	0	1
TDR	1	0	1
YAMAHA	1	0	1
Alls	6	1	7

Vélsleðar

	Bensín	Alls
ARCTIC CAT	1	1
POLARIS	2	2
YAMAHA	1	1
Alls	4	4

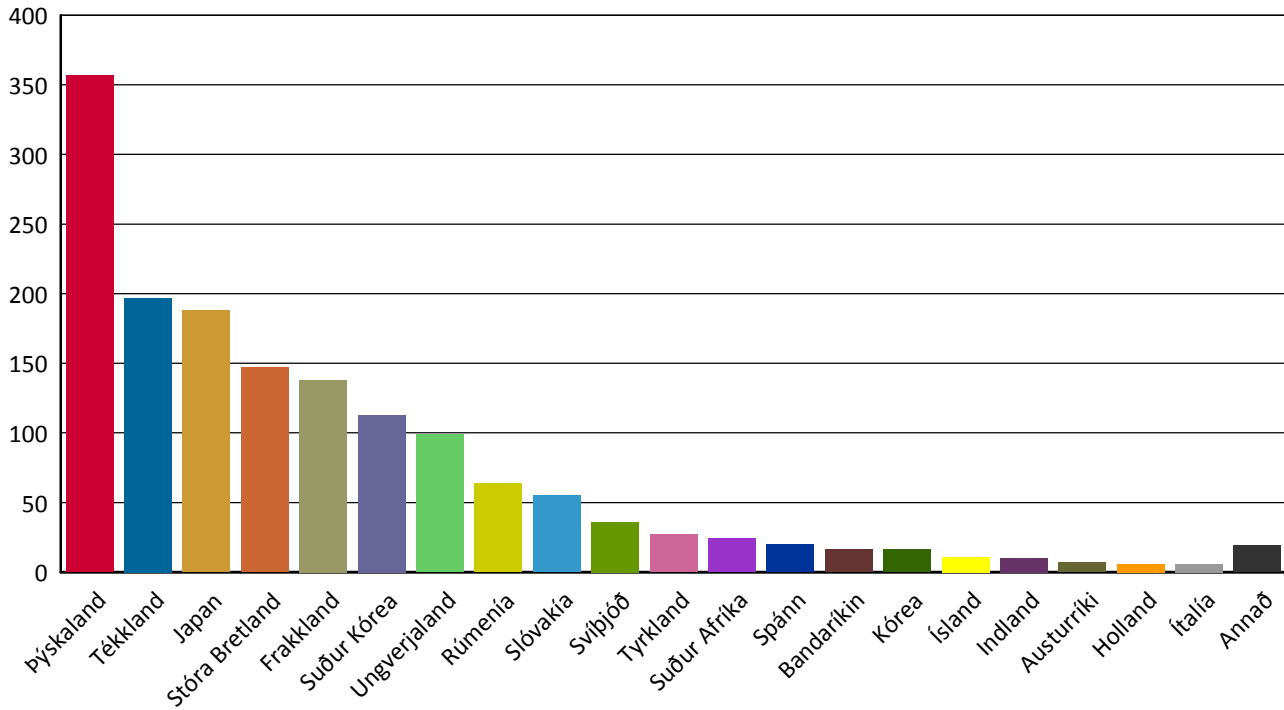
Dráttarvélar

	Bensín	Dísel	Alls
ARCTIC CAT	1	0	1
MASSEY FERGUSON	0	4	4
VALTRA	0	3	3
ZETOR	0	1	1
Alls	1	8	9

Nýskráning nýrra ökutækja eftir framleiðslulöndum

Tímabil: 1.4.2015 - 30.4.2015

Topp 20



	Fólksbifreiðar	Hópbifreiðar	Sendibifreiðar	Vörubifreiðar	Alls
Bandaríkin	5	0	0	2	7
Belgía	0	0	2	0	2
Frakkland	97	0	37	0	134
Holland	0	3	0	0	3
Indland	10	0	0	0	10
Ítalía	0	0	1	3	4
Japan	181	0	1	0	182
Kanada	0	0	0	1	1
Kórea	11	0	5	0	16
Rúmenía	44	0	20	0	64
Slóvakía	55	0	0	0	55
Spánn	18	0	2	0	20
Stóra Bretland	140	0	1	0	141
Suður Afríka	0	0	24	0	24
Suður Kórea	113	0	0	0	113
Svíþjóð	26	3	0	5	34
Tailand	0	0	2	0	2
Tékkland	193	0	1	0	194
Tyrkland	27	0	0	0	27
Ungverjaland	99	0	0	0	99
Þýskaland	286	3	42	6	337
Alls	1.305	9	138	17	1.469

	Pung bifhjól	Torfæruhjól	Vélsleðar	Alls
Austurríki	6	0	0	6
Bandaríkin	4	3	1	8
Ítalía	2	0	0	2
Japan	2	3	1	6
Kína	0	1	0	1
Stóra Bretland	0	0	2	2
Tékkland	1	0	0	1

Heimilt er að birta einstaka niðurstöður úr þessari skýrslu ef heimilda er getið. Ekki er heimilt að afrita skýrsluna, hvorki að hluta né í heild sinni, til dreifingar.

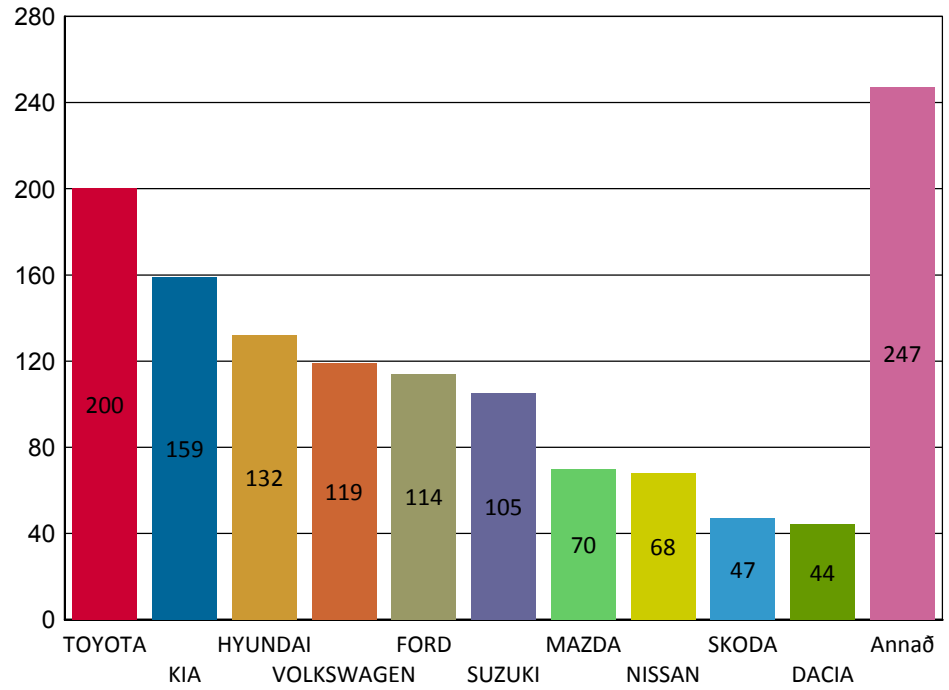
	Þung bifhjól	Torfæruhjól	Vélsleðar	Alls
Alls	15	7	4	26
	Dráttarvélar	Eftirvagnar	Ferðavagnar	Alls
Austurríki	1	0	0	1
Bandaríkin	0	0	1	1
Danmörk	0	4	0	4
Finnland	3	1	0	4
Frakkland	4	0	0	4
Holland	0	0	3	3
Ísland	0	11	0	11
Slóvenía	0	0	5	5
Stóra Bretland	0	3	1	4
Svíþjóð	0	2	0	2
Tékkland	1	1	0	2
Þýskaland	0	4	16	20
Alls	9	26	26	61

Nýskráning nýrra ökutækja - Topp 10 fólksbifreiðar

Tímabil: 1.4.2015 - 30.4.2015

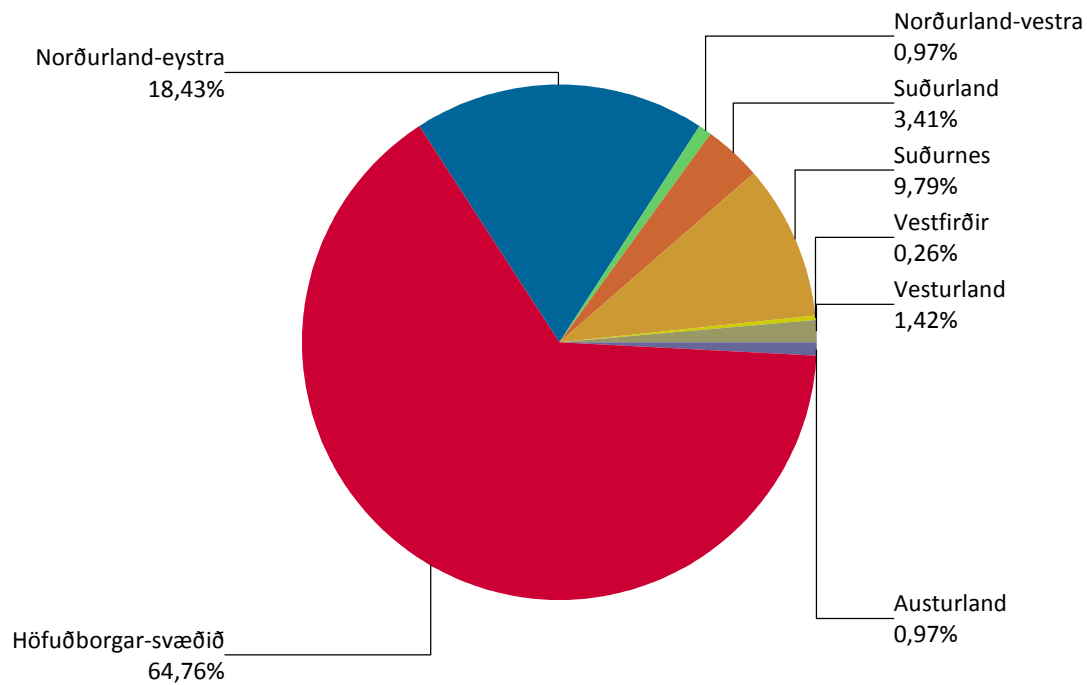
Topp 10

Fólksbifreiðar	
TOYOTA	200
KIA	159
HYUNDAI	132
VOLKSWAGEN	119
FORD	114
SUZUKI	105
MAZDA	70
NISSAN	68
SKODA	47
DACIA	44



Nýskráning nýrra ökutækja eftir landshlutum

Dagsetning: 1.4.2015 - 30.4.2015



	Höfuðborgar -svæðið	Suðurnes	Vesturland	Vestfirðir	Norðurland- vestra	Norðurland- eystra	Austurland	Suðurland	Alls
Fólksbifreiðar	840	125	14	3	5	272	8	35	1.302
Hópbifreiðar	7	1	1	0	0	0	0	0	9
Sendibifreiðar	103	18	3	1	3	7	0	2	137
Vörubifreiðar	13	0	1	0	1	0	0	2	17
pung bifhjól	9	4	0	0	0	0	1	1	15
Torfæruhjól	4	1	0	0	1	0	1	0	7
Vélsleðar	2	0	0	0	0	1	0	1	4
Dráttarvélar	0	0	1	0	2	2	0	4	9
Eftirvagnar	14	0	1	0	3	1	3	4	26
Ferðavagnar	13	3	1	0	0	3	2	4	26
Alls	1.005	152	22	4	15	286	15	53	1.552

	Höfuðborgar -svæðið	Suðurnes	Vesturland	Vestfirðir	Norðurland- vestra	Norðurland- eystra	Austurland	Suðurland	Alls
ADRIA	4	0	0	0	0	0	0	1	5
AGADOS	0	0	0	0	0	0	1	0	1
ALINER	0	0	0	0	0	1	0	0	1
ARCTIC CAT	0	0	0	0	1	0	0	1	2
AUDI	9	1	1	0	0	0	0	0	11
BMW	4	2	1	0	0	1	1	0	9
BRENDERUP	3	0	0	0	0	0	0	0	3
BURSTNER	1	0	0	0	0	0	0	0	1
CAN-AM	0	4	0	0	0	0	0	0	4
CHEVROLET	17	1	3	1	0	1	0	0	23
CITROEN	19	0	1	0	0	4	0	1	25
DACIA	39	11	1	0	0	12	0	1	64
DODGE	0	0	0	0	0	0	0	1	1
EKERI	0	0	0	0	1	0	0	0	1
FORD	126	3	0	0	0	1	0	2	132
GMC	1	0	0	0	0	0	0	0	1

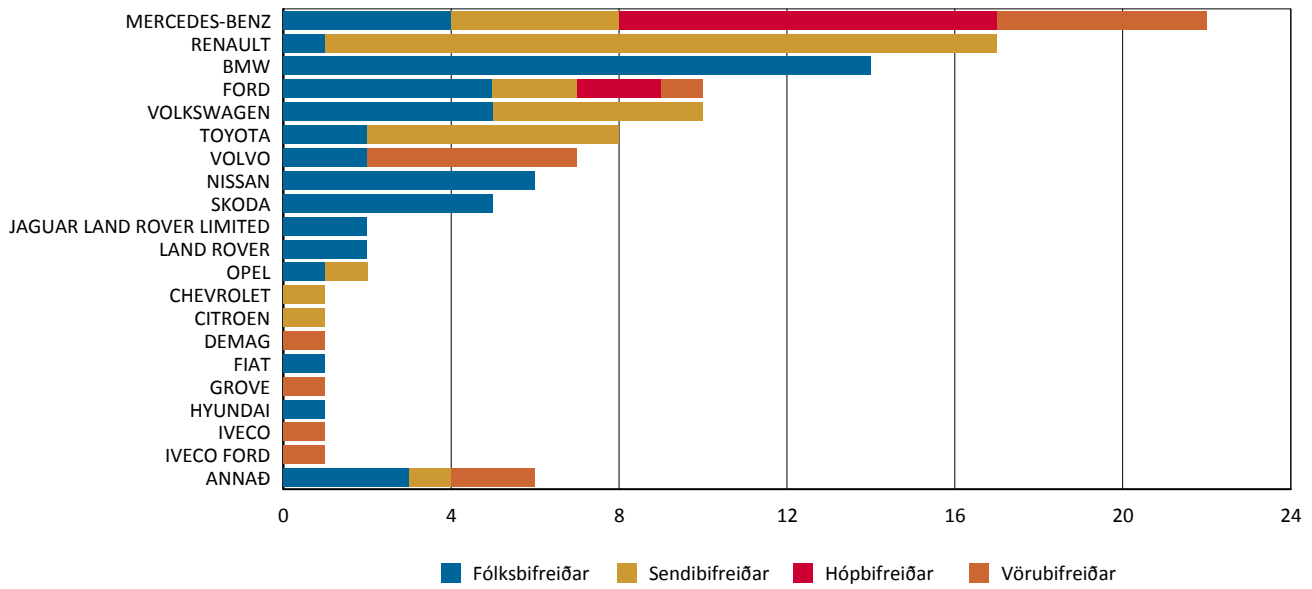
Heimilt er að birta einstaka niðurstöður úr þessari skýrslu ef heimilda er getið. Ekki er heimilt að afrita skýrsluna, hvorki að hluta né í heild sinni, til dreifingar.

	Höfuðborgar -svæðið	Suðurnes	Vesturland	Vestfirðir	Norðurland- vestra	Norðurland- eystra	Austurland	Suðurland	Alls
HENGIVAGN	8	0	0	0	0	1	0	0	9
HESTAKERRA	0	0	0	0	0	0	0	1	1
HOBBY	4	1	1	0	0	2	2	3	13
HONDA	10	0	1	0	0	0	0	0	11
HUMBAUR	1	0	0	0	2	0	1	0	4
HUSQVARNA	2	0	0	0	0	0	0	1	3
HYUNDAI	55	45	1	0	0	31	0	0	132
INDESPENSION	1	0	0	0	0	0	0	2	3
IPS	1	0	0	0	0	0	0	0	1
ISUZU	2	0	0	0	0	0	0	0	2
IVECO	4	0	0	0	0	0	0	0	4
JAGUAR LAND ROVER	2	0	0	0	0	0	0	0	2
JAGUAR LAND ROVER LI	4	0	0	0	0	0	0	0	4
JEEP	2	3	0	0	0	0	0	0	5
KAWASAKI	1	0	0	0	0	0	0	0	1
KIA	50	7	0	0	0	98	0	4	159
KNAUS	1	2	0	0	0	0	0	0	3
KTM	4	0	0	0	0	0	0	0	4
LAND ROVER	5	0	0	0	0	2	0	0	7
LEXUS	5	0	0	0	0	1	0	0	6
MAN	1	0	0	0	0	0	0	0	1
MASSEY FERGUSON	0	0	1	0	1	1	0	1	4
MAZDA	63	1	1	0	0	3	0	2	70
MERCEDES-BENZ	15	3	1	1	1	9	0	1	31
MITSUBISHI	9	0	1	0	2	0	0	1	13
NISSAN	52	3	0	0	1	14	0	0	70
OPEL	5	0	0	0	0	0	0	0	5
PEUGEOT	25	9	1	0	0	0	0	1	36
POLARIS	1	0	0	0	1	1	0	0	3
PORSCHE	6	0	0	0	0	0	0	0	6
RAGNAR VALSSON	1	0	0	0	0	0	0	0	1
RENAULT	29	11	1	0	0	1	1	3	46
SCANIA	1	0	1	0	0	0	0	1	3
SKODA	31	3	1	0	1	6	1	5	48
SSANGYONG	1	0	0	0	0	1	0	0	2
SUBARU	13	3	1	0	0	14	2	1	34
SUZUKI	42	4	1	1	0	59	1	0	108
SWIFT	1	0	0	0	0	0	0	0	1
TABBERT	1	0	0	0	0	0	0	0	1
TDR	0	1	0	0	0	0	0	0	1
TM	0	0	0	0	0	0	1	0	1
TOYOTA	158	28	1	0	2	20	2	14	225
VAK	0	0	1	0	0	0	0	0	1
VALTRA	0	0	0	0	0	1	0	2	3
VARIANT	0	0	0	0	0	0	0	1	1
VDL	3	0	0	0	0	0	0	0	3
VOLKSWAGEN	128	5	0	1	2	1	1	1	139
VOLVO	30	1	0	0	0	0	0	0	31
WEINSBERG	1	0	0	0	0	0	0	0	1
YAMAHA	3	0	0	0	0	0	0	0	3
ZETOR	0	0	0	0	0	0	0	1	1
ÖVRIGA	0	0	0	0	0	0	1	0	1
Alls	1.005	152	22	4	15	286	15	53	1.552

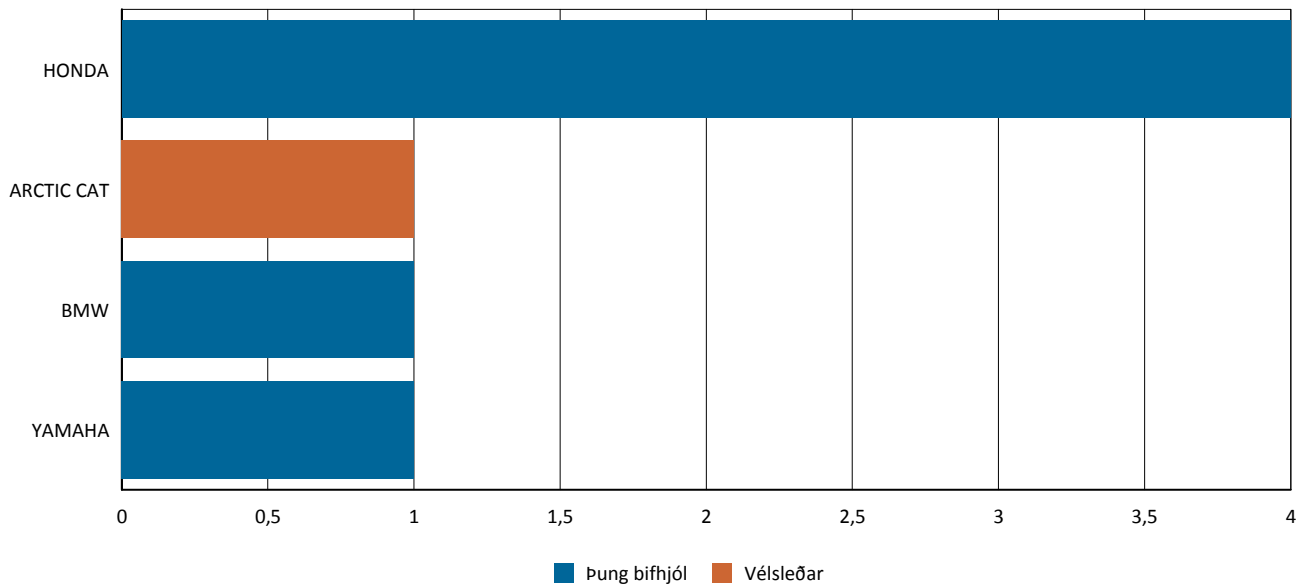
Nýskráning notaðra ökutæki eftir tegund

Tímabil: 1.4.2015 - 30.4.2015

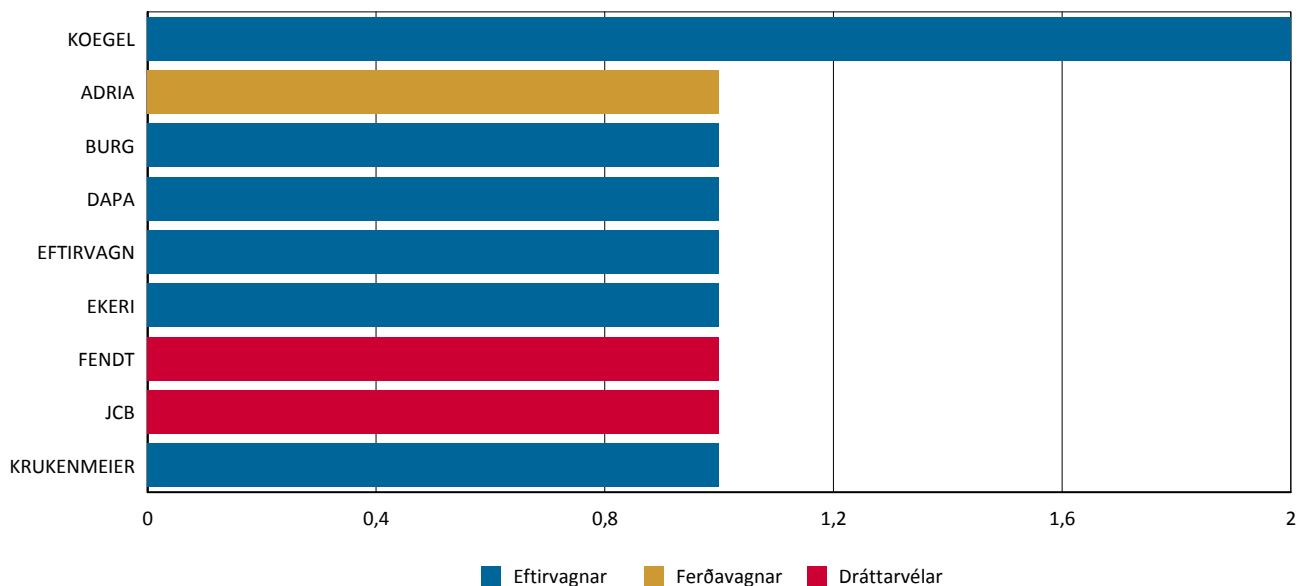
Topp 20



Topp 20



Topp 20



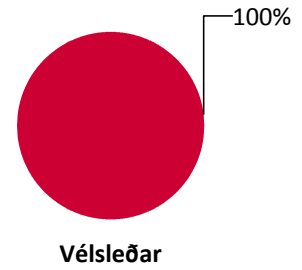

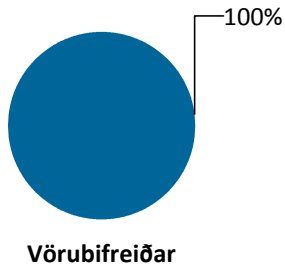
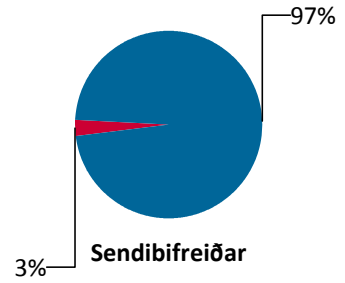
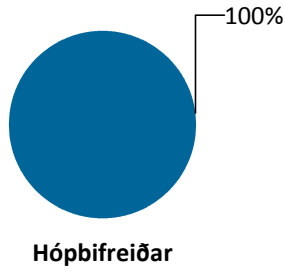
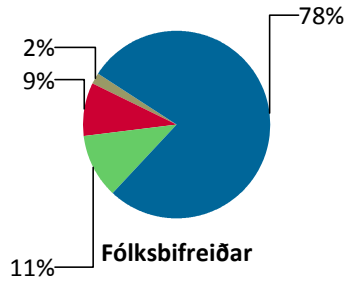
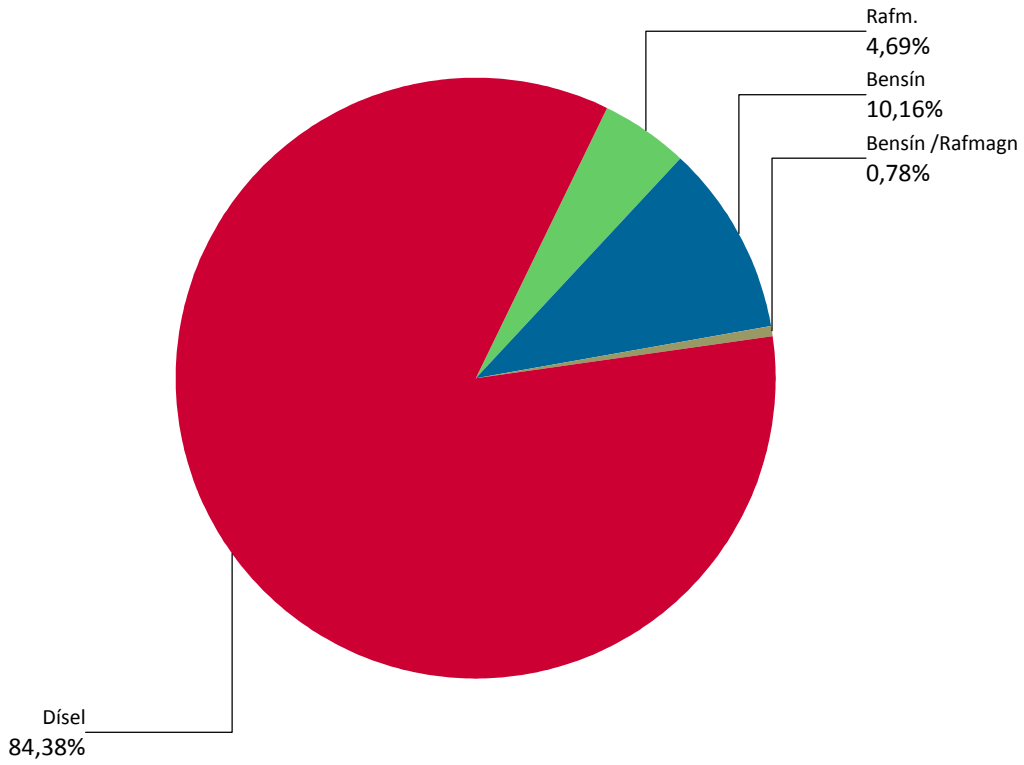
	Fólksbifreiðar	Hópbifreiðar	Sendibifreiðar	Vörubifreiðar	Alls
BMW	14	0	0	0	14
CHEVROLET	0	0	1	0	1
CITROEN	0	0	1	0	1
DEMAG	0	0	0	1	1
FIAT	1	0	0	0	1
FORD	5	2	2	1	10
GROVE	0	0	0	1	1
HYUNDAI	1	0	0	0	1
IVECO	0	0	0	1	1
IVECO FORD	0	0	0	1	1
JAGUAR	1	0	0	0	1
JAGUAR LAND ROVER	2	0	0	0	2
LANCIA	1	0	0	0	1
LAND ROVER	2	0	0	0	2
MAN	0	0	0	1	1
MAZDA	1	0	0	0	1
MERCEDES-BENZ	4	9	4	5	22
NISSAN	6	0	0	0	6
OPEL	1	0	1	0	2
PEUGEOT	0	0	1	0	1
RENAULT	1	0	16	0	17
SCANIA	0	0	0	1	1
SKODA	5	0	0	0	5
TOYOTA	2	0	6	0	8
VOLKSWAGEN	5	0	5	0	10
VOLVO	2	0	0	5	7
Alls	54	11	37	17	119

	Þung bifhjól	Vélsleðar	Alls
ARCTIC CAT	0	1	1
BMW	1	0	1
HONDA	4	0	4
YAMAHA	1	0	1
Alls	6	1	7

	Dráttarvélar	Eftirvagnar	Ferðavagnar	Alls
ADRIA	0	0	1	1
BURG	0	1	0	1
DAPA	0	1	0	1
EFTIRVAGN	0	1	0	1
EKERI	0	1	0	1
FENDT	1	0	0	1
JCB	1	0	0	1
KOEGEL	0	2	0	2
KRUKENMEIER	0	1	0	1
Alls	2	7	1	10

Nýskráning notaðra ökutækja eftir orkugjafa

Dagsetning: 1.4.2015 - 30.4.2015



■ Bensín ■ Bensín /Rafmagn ■ Dísel ■ Rafm.

Fólksbifreiðar

	Bensín	Bensín /Rafmag	Dísel	Rafm.	Alls
BMW	1	0	13	0	14
FIAT	0	0	1	0	1
FORD	0	0	5	0	5
HYUNDAI	0	0	1	0	1
JAGUAR	0	0	1	0	1
JAGUAR LAND ROVE	0	0	2	0	2
LANCIA	0	0	1	0	1
LAND ROVER	0	0	2	0	2
MAZDA	1	0	0	0	1
MERCEDES-BENZ	0	0	4	0	4
NISSAN	0	0	0	6	6
OPEL	0	0	1	0	1
RENAULT	0	0	1	0	1
SKODA	0	0	5	0	5
TOYOTA	1	1	0	0	2
VOLKSWAGEN	1	0	4	0	5
VOLVO	1	0	1	0	2
Alls	5	1	42	6	54

Hópbifreiðar

	Dísel	Alls
FORD	2	2
MERCEDES-BENZ	9	9
Alls	11	11

Sendibifreiðar

	Bensín	Dísel	Alls
CHEVROLET	1	0	1
CITROEN	0	1	1
FORD	0	2	2
MERCEDES-BENZ	0	4	4
OPEL	0	1	1
PEUGEOT	0	1	1
RENAULT	0	16	16
TOYOTA	0	6	6
VOLKSWAGEN	0	5	5
Alls	1	36	37

Vörubifreiðar

	Dísel	Alls
DEMAG	1	1
FORD	1	1
GROVE	1	1
IVECO	1	1
IVECO FORD	1	1
MAN	1	1
MERCEDES-BENZ	5	5
SCANIA	1	1

	Dísel	Alls
VOLVO	5	5
Alls	17	17

Pung bifhjól

	Bensín	Alls
BMW	1	1
HONDA	4	4
YAMAHA	1	1
Alls	6	6

Vélsleðar

	Bensín	Alls
ARCTIC CAT	1	1
Alls	1	1

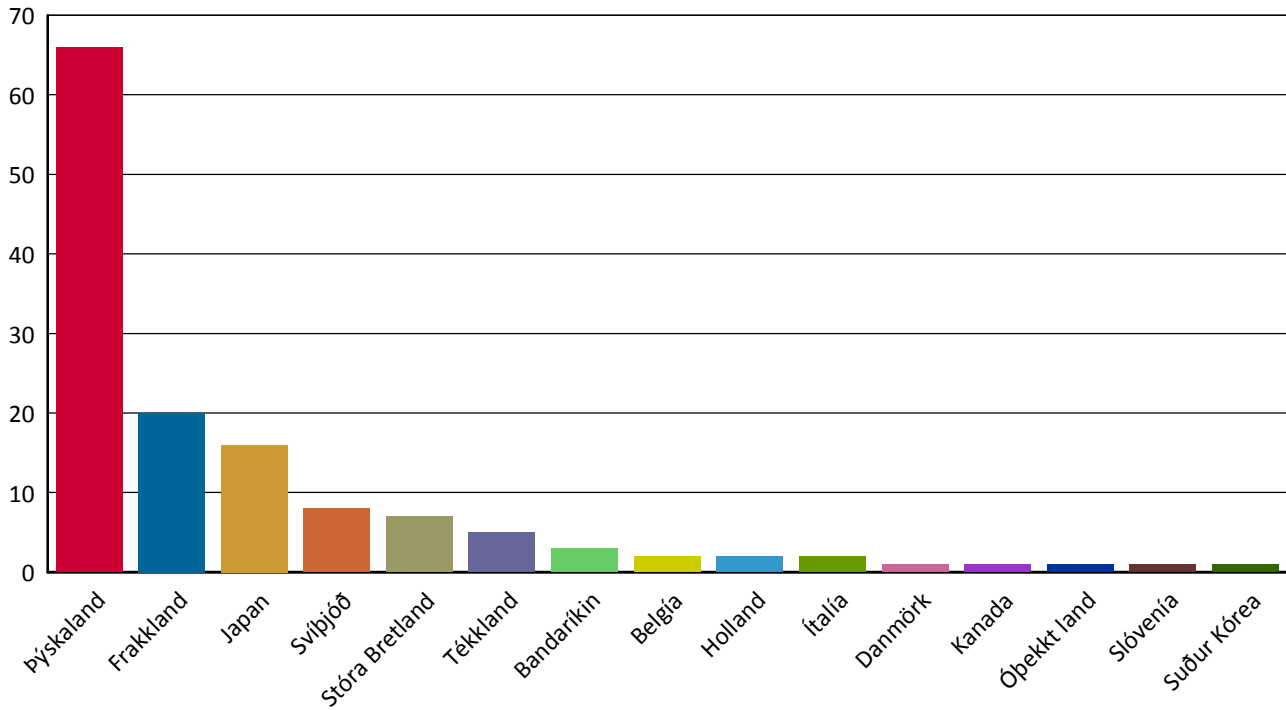
Dráttarvélar

	Dísel	Alls
FENDT	1	1
JCB	1	1
Alls	2	2

Nýskráning notaðra ökutækja eftir framleiðslulöndum

Tímabil: 1.4.2015 - 30.4.2015

Topp 20



	Fólksbífreiðar	Hópbífreiðar	Sendibífreiðar	Vörubífreiðar	Alls
Bandaríkin	0	0	1	1	2
Belgía	0	0	2	0	2
Frakkland	2	0	18	0	20
Holland	0	0	0	1	1
Ítalía	1	0	0	1	2
Japan	6	0	4	0	10
Kanada	1	0	0	0	1
Stóra Bretland	6	0	0	1	7
Suður Kórea	1	0	0	0	1
Svíþjóð	2	0	0	5	7
Tékkland	5	0	0	0	5
Þýskaland	30	11	12	8	61
Alls	54	11	37	17	119

	Pung bífhjól	Vélsleðar	Alls
Bandaríkin	0	1	1
Japan	5	0	5
Þýskaland	1	0	1
Alls	6	1	7

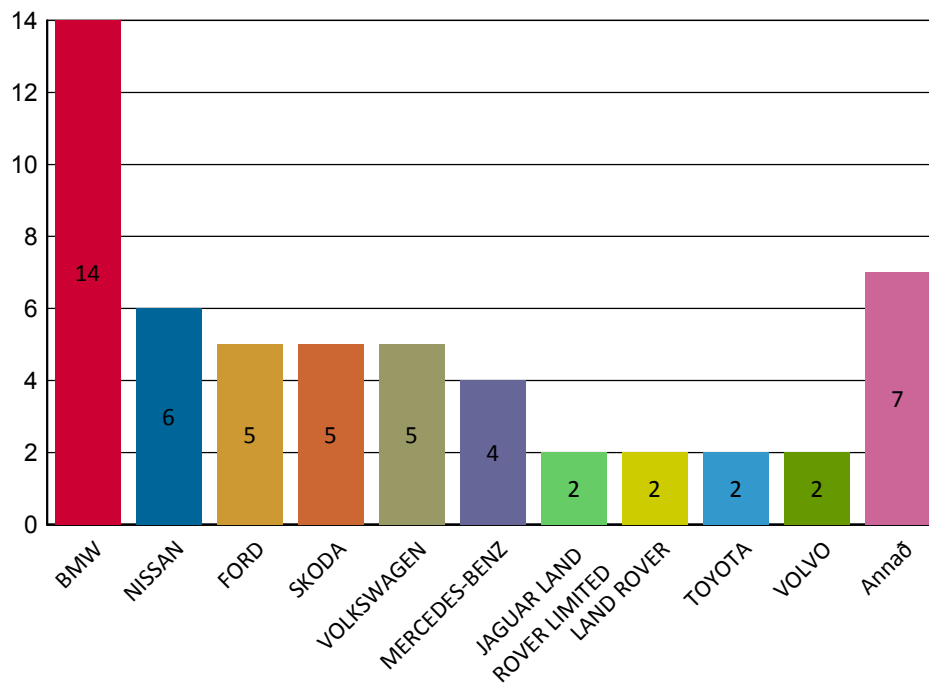
	Dráttarvélar	Eftirvagnar	Ferðavagnar	Alls
Danmörk	0	1	0	1
Holland	0	1	0	1
Japan	1	0	0	1
Óþekkt land	0	1	0	1
Slóvenía	0	0	1	1
Svíþjóð	0	1	0	1
Þýskaland	1	3	0	4
Alls	2	7	1	10

Nýskráning notaðra ökutækja - Topp 10 fólksbifreiðar

Tímabil: 1.4.2015 - 30.4.2015

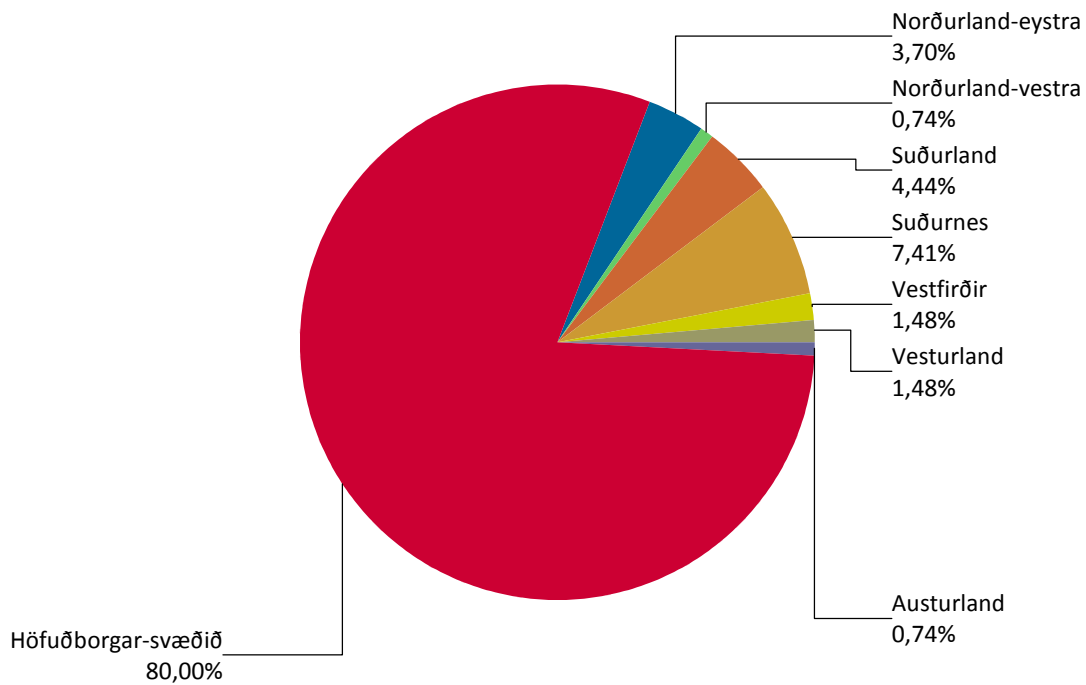
Topp 10

Fólksbifreiðar	
BMW	14
NISSAN	6
FORD	5
SKODA	5
VOLKSWAGEN	5
MERCEDES-BENZ	4
JAGUAR LAND ROV	2
LAND ROVER	2
TOYOTA	2
VOLVO	2



Nýskráning notaðra ökutækja eftir landshlutum

Dagsetning: 1.4.2015 - 30.4.2015



	Höfuðborgar -svæðið	Suðurnes	Vesturland	Vestfirðir	Norðurland- vestra	Norðurland- eystra	Austurland	Suðurland	Alls
Fólksbifreiðar	49	2	1	0	1	0	0	0	53
Hópbifreiðar	6	1	0	0	0	2	0	2	11
Sendibifreiðar	31	3	0	0	0	2	0	1	37
Vörubifreiðar	11	2	1	1	0	0	0	2	17
pung bifhjól	5	1	0	0	0	0	0	0	6
Vélsleðar	0	1	0	0	0	0	0	0	1
Dráttarvélar	1	0	0	0	0	0	1	0	2
Eftirvagnar	5	0	0	1	0	0	0	1	7
Ferðavagnar	0	0	0	0	0	1	0	0	1
Alls	108	10	2	2	1	5	1	6	135

	Höfuðborgar -svæðið	Suðurnes	Vesturland	Vestfirðir	Norðurland- vestra	Norðurland- eystra	Austurland	Suðurland	Alls
ADRIA	0	0	0	0	0	1	0	0	1
ARCTIC CAT	0	1	0	0	0	0	0	0	1
BMW	13	1	0	0	0	0	0	0	14
BURG	0	0	0	1	0	0	0	0	1
CHEVROLET	1	0	0	0	0	0	0	0	1
CITROEN	0	0	0	0	0	0	0	1	1
DAPA	1	0	0	0	0	0	0	0	1
DEMAG	1	0	0	0	0	0	0	0	1
EFTIRVAGN	1	0	0	0	0	0	0	0	1
EKERI	0	0	0	0	0	0	0	1	1
FENDT	0	0	0	0	0	0	1	0	1
FIAT	1	0	0	0	0	0	0	0	1
FORD	8	0	0	0	0	1	0	1	10
GROVE	1	0	0	0	0	0	0	0	1
HONDA	3	1	0	0	0	0	0	0	4
HYUNDAI	1	0	0	0	0	0	0	0	1
IVECO	0	0	0	0	0	0	0	1	1

	Höfuðborgar -svæðið	Suðurnes	Vesturland	Vestfirðir	Norðurland- vestra	Norðurland- eystra	Austurland	Suðurland	Alls
IVECO FORD	1	0	0	0	0	0	0	0	1
JAGUAR	0	0	1	0	0	0	0	0	1
JAGUAR LAND ROVER LI	2	0	0	0	0	0	0	0	2
JCB	1	0	0	0	0	0	0	0	1
KOEGEL	2	0	0	0	0	0	0	0	2
KRUKENMEIER	1	0	0	0	0	0	0	0	1
LANCIA	1	0	0	0	0	0	0	0	1
LAND ROVER	2	0	0	0	0	0	0	0	2
MAN	0	0	1	0	0	0	0	0	1
MAZDA	0	0	0	0	1	0	0	0	1
MERCEDES-BENZ	16	2	0	0	0	2	0	2	22
NISSAN	6	0	0	0	0	0	0	0	6
OPEL	2	0	0	0	0	0	0	0	2
PEUGEOT	0	1	0	0	0	0	0	0	1
RENAULT	17	0	0	0	0	0	0	0	17
SCANIA	1	0	0	0	0	0	0	0	1
SKODA	5	0	0	0	0	0	0	0	5
TOYOTA	5	3	0	0	0	0	0	0	8
VOLKSWAGEN	9	0	0	0	0	1	0	0	10
VOLVO	5	1	0	1	0	0	0	0	7
YAMAHA	1	0	0	0	0	0	0	0	1
Alls	108	10	2	2	1	5	1	6	135