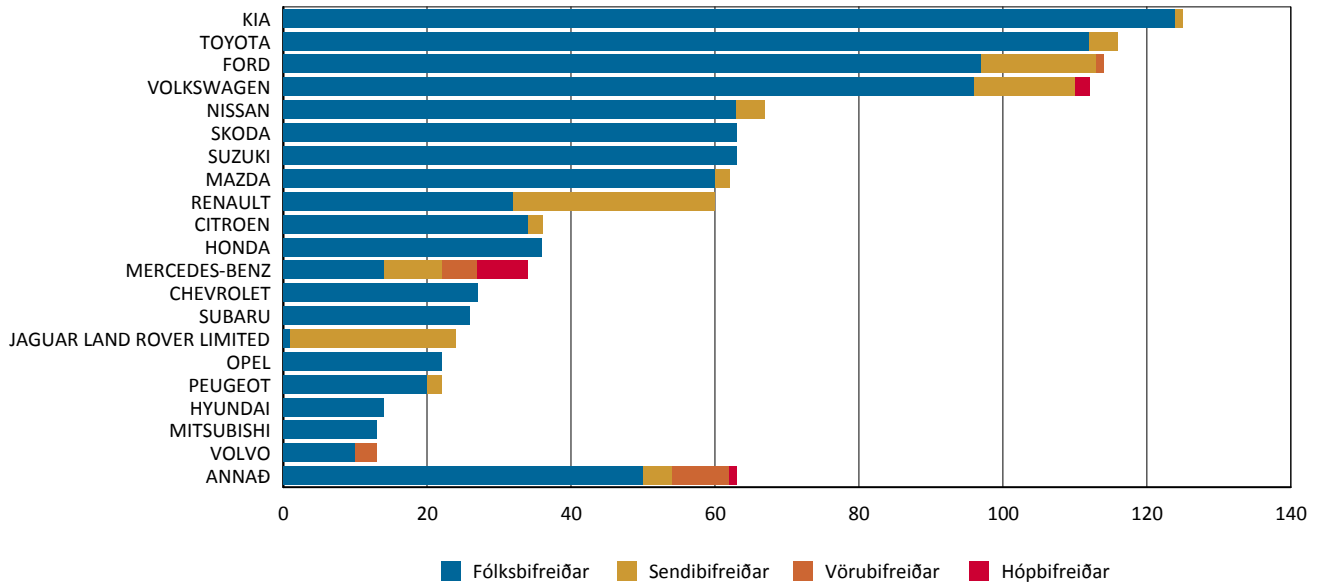


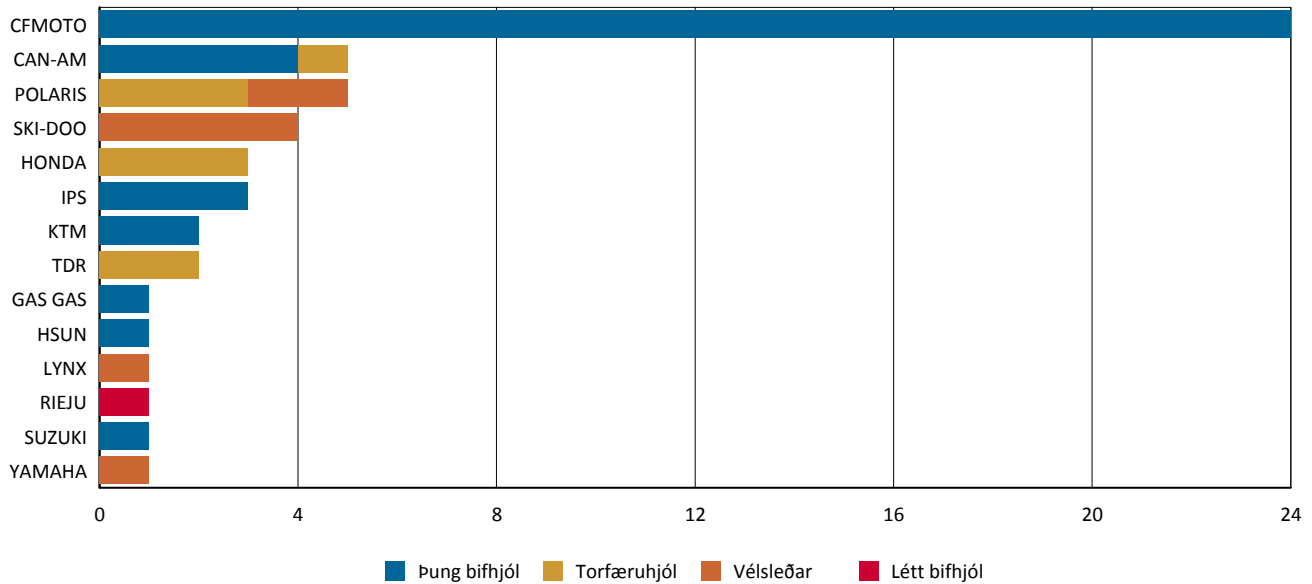
Nýskráning nýrra ökutæki eftir tegund

Tímabil: 1.3.2015 - 31.3.2015

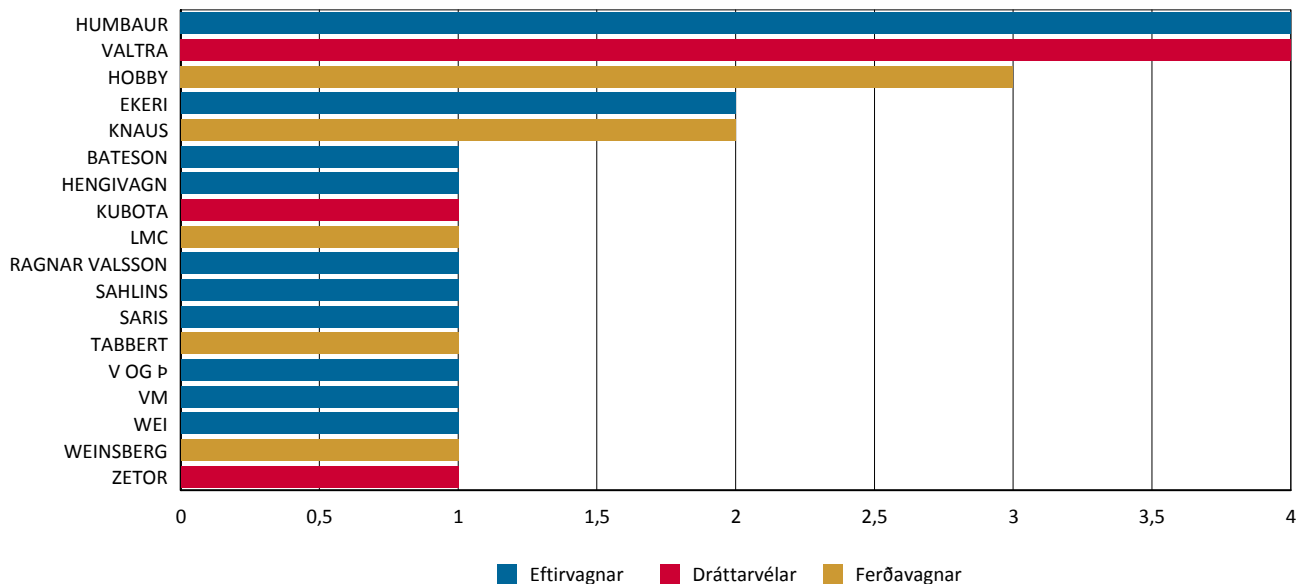
Topp 20



Topp 20



Topp 20

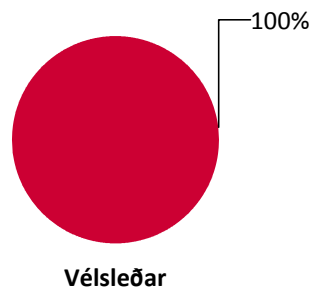
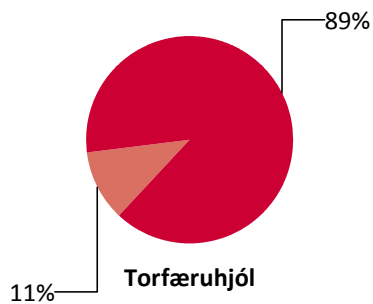
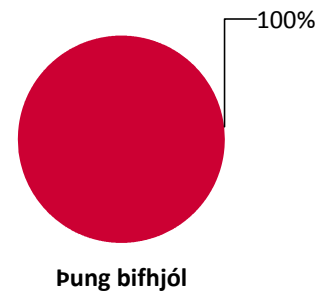
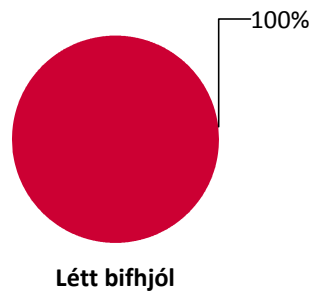
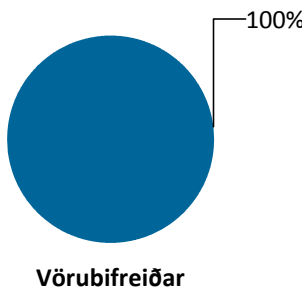
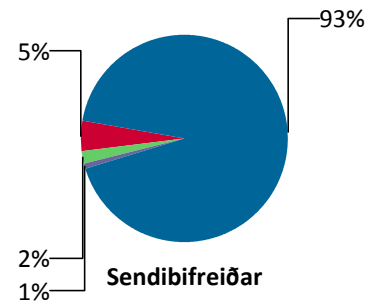
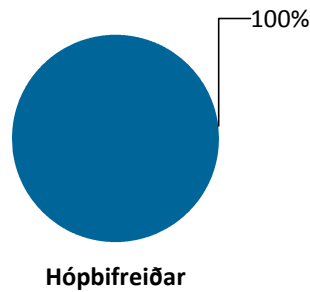
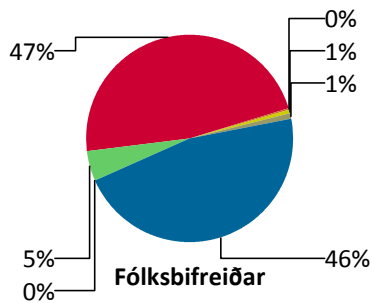
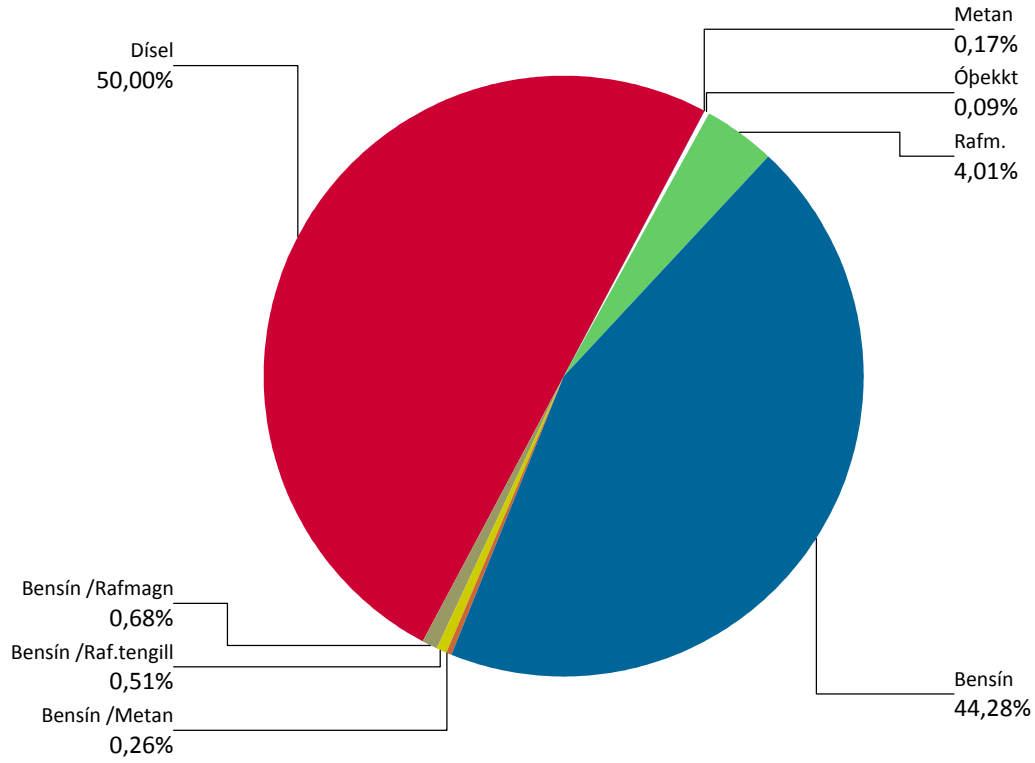


	Fólksbifreiðar	Hópbifreiðar	Sendibifreiðar	Vörubifreiðar	Alls
AUDI	7	0	0	0	7
BMW	8	0	0	0	8
CHEVROLET	27	0	0	0	27
CITROEN	34	0	2	0	36
DACIA	9	0	2	0	11
DODGE	0	0	0	2	2
FORD	97	0	16	1	114
HONDA	36	0	0	0	36
HYUNDAI	14	0	0	0	14
IVECO	0	0	2	3	5
JAGUAR LAND ROVER	4	0	0	0	4
JAGUAR LAND ROVER	1	0	23	0	24
JEEP	5	0	0	0	5
KIA	124	0	1	0	125
LAND ROVER	3	0	0	0	3
LCO	1	0	0	0	1
LEXUS	2	0	0	0	2
MAZDA	60	0	2	0	62
MERCEDES - BENZ	0	1	0	0	1
MERCEDES-BENZ	14	7	8	5	34
MITSUBISHI	13	0	0	0	13
NISSAN	63	0	4	0	67
OPEL	22	0	0	0	22
PEUGEOT	20	0	2	0	22
POLARIS	3	0	0	0	3
PORSCHE	5	0	0	0	5
RENAULT	32	0	28	0	60
SCANIA	0	0	0	3	3
SKODA	63	0	0	0	63
SSANGYONG	2	0	0	0	2
SUBARU	26	0	0	0	26
SUZUKI	63	0	0	0	63
TESLA MOTORS	1	0	0	0	1
TOYOTA	112	0	4	0	116
VOLKSWAGEN	96	2	14	0	112
VOLVO	10	0	0	3	13
Alls	977	10	108	17	1.112
	Létt bifhjól	Þung bifhjól	Torfæruhjól	Vélsleðar	Alls
CAN-AM	0	4	1	0	5
CFMOTO	0	24	0	0	24
GAS GAS	0	1	0	0	1
HONDA	0	0	3	0	3
HSUN	0	1	0	0	1
IPS	0	3	0	0	3
KTM	0	2	0	0	2
LYNX	0	0	0	1	1
POLARIS	0	0	3	2	5
RIEJU	1	0	0	0	1
SKI-DOO	0	0	0	4	4
SUZUKI	0	1	0	0	1
TDR	0	0	2	0	2
YAMAHA	0	0	0	1	1
Alls	1	36	9	8	54

	Dráttarvélar	Eftirvagnar	Ferðavagnar	Alls
BATESON	0	1	0	1
EKERI	0	2	0	2
HENGIVAGN	0	1	0	1
HOBBY	0	0	3	3
HUMBAUR	0	4	0	4
KNAUS	0	0	2	2
KUBOTA	1	0	0	1
LMC	0	0	1	1
RAGNAR VALSSON	0	1	0	1
SAHLINS	0	1	0	1
SARIS	0	1	0	1
TABBERT	0	0	1	1
V OG Þ	0	1	0	1
VALTRA	4	0	0	4
VM	0	1	0	1
WEI	0	1	0	1
WEINSBERG	0	0	1	1
ZETOR	1	0	0	1
Alls	6	14	8	28

Nýskráning nýrra ökutækja eftir orkugjafa

Dagsetning: 1.3.2015 - 31.3.2015



- Bensín
- Dísel
- Bensín / Metan
- Metan
- Bensín / Raf.tengill
- Rafm.
- Bensín / Rafmagn
- Óþekkt

Fólksbifreiðar

	Bensín	Bensín /Metan	Bensín /Raf.ten	Bensín /Rafmag	Dísel	Metan	Rafm.	Alls
AUDI	3	0	0	0	4	0	0	7
BMW	0	0	0	0	8	0	0	8
CHEVROLET	18	0	0	0	9	0	0	27
CITROEN	16	0	0	0	18	0	0	34
DACIA	0	0	0	0	9	0	0	9
FORD	66	0	0	0	31	0	0	97
HONDA	29	0	0	0	7	0	0	36
HYUNDAI	8	0	0	0	6	0	0	14
JAGUAR LAND ROVE	0	0	0	0	4	0	0	4
JAGUAR LAND ROVE	0	0	0	0	1	0	0	1
JEEP	5	0	0	0	0	0	0	5
KIA	23	0	0	0	97	0	4	124
LAND ROVER	0	0	0	0	3	0	0	3
LCO	0	0	0	0	0	0	1	1
LEXUS	1	0	0	1	0	0	0	2
MAZDA	43	0	0	0	17	0	0	60
MERCEDES-BENZ	2	0	0	0	12	0	0	14
MITSUBISHI	1	0	4	0	7	0	1	13
NISSAN	23	0	0	0	15	0	25	63
OPEL	16	0	0	0	6	0	0	22
PEUGEOT	3	0	0	0	17	0	0	20
POLARIS	3	0	0	0	0	0	0	3
PORSCHE	0	0	1	2	2	0	0	5
RENAULT	4	0	0	0	28	0	0	32
SKODA	0	2	0	0	61	0	0	63
SSANGYONG	0	0	0	0	2	0	0	2
SUBARU	19	0	0	0	7	0	0	26
SUZUKI	63	0	0	0	0	0	0	63
TESLA MOTORS	0	0	0	0	0	0	1	1
TOYOTA	53	0	1	5	53	0	0	112
VOLKSWAGEN	59	1	0	0	22	1	13	96
VOLVO	3	0	0	0	7	0	0	10
Alls	461	3	6	8	453	1	45	977

Hópbifreiðar

	Dísel	Alls
MERCEDES - BENZ	1	1
MERCEDES-BENZ	7	7
VOLKSWAGEN	2	2
Alls	10	10

Sendibifreiðar

	Bensín	Dísel	Metan	Rafm.	Alls
CITROEN	0	2	0	0	2
DACIA	0	2	0	0	2
FORD	2	14	0	0	16
IVECO	0	2	0	0	2
JAGUAR LAND ROVE	0	23	0	0	23
KIA	0	1	0	0	1

	Bensín	Dísel	Metan	Rafm.	Alls
MAZDA	0	2	0	0	2
MERCEDES-BENZ	0	8	0	0	8
NISSAN	2	0	0	2	4
PEUGEOT	0	2	0	0	2
RENAULT	0	28	0	0	28
TOYOTA	0	4	0	0	4
VOLKSWAGEN	1	12	1	0	14
Alls	5	100	1	2	108

Vörubifreiðar

	Dísel	Alls
DODGE	2	2
FORD	1	1
IVECO	3	3
MERCEDES-BENZ	5	5
SCANIA	3	3
VOLVO	3	3
Alls	17	17

Létt bifhjól

	Bensín	Alls
RIEJU	1	1
Alls	1	1

Þung bifhjól

	Bensín	Alls
CAN-AM	4	4
CFMOTO	24	24
GAS GAS	1	1
HSUN	1	1
IPS	3	3
KTM	2	2
SUZUKI	1	1
Alls	36	36

Torfæruhjól

	Bensín	Óþekkt	Alls
CAN-AM	1	0	1
HONDA	2	1	3
POLARIS	3	0	3
TDR	2	0	2
Alls	8	1	9

Vélsleðar

	Bensín	Alls
LYNX	1	1
POLARIS	2	2

	Bensín	Alls
SKI-DOO	4	4
YAMAHA	1	1
Alls	8	8

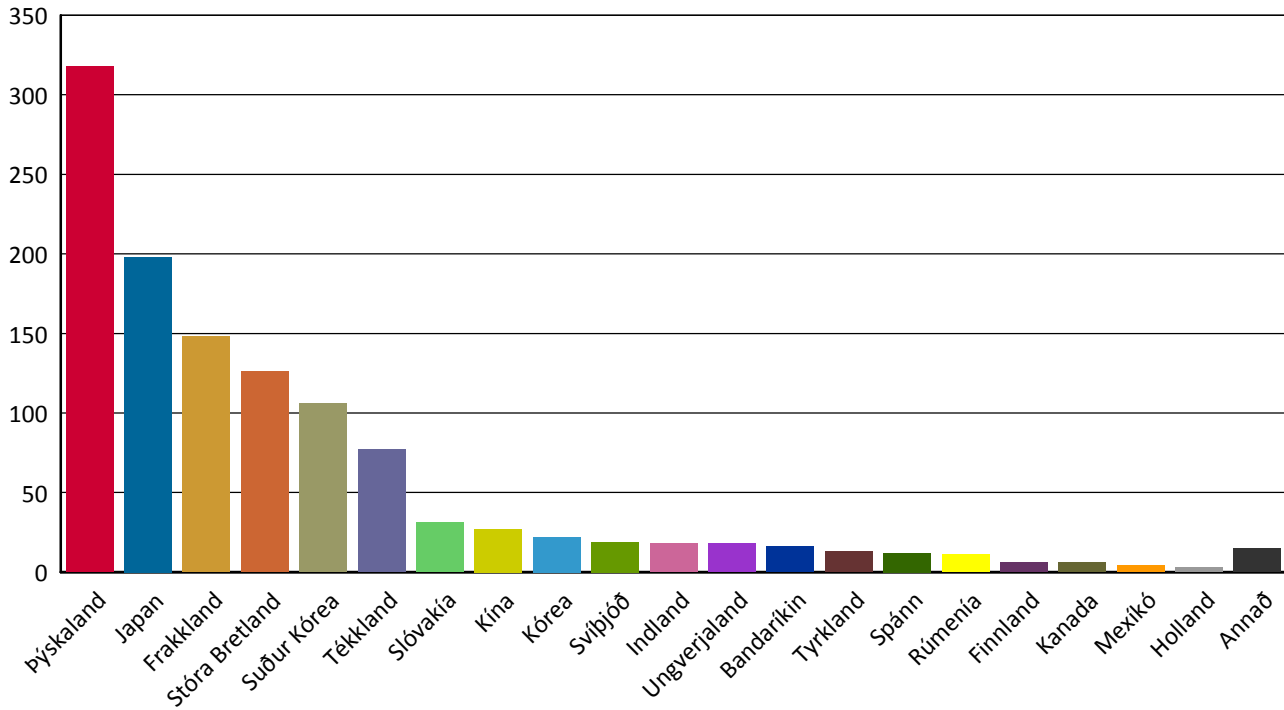
Dráttarvélar

	Dísel	Alls
KUBOTA	1	1
VALTRA	4	4
ZETOR	1	1
Alls	6	6

Nýskráning nýrra ökutækja eftir framleiðslulöndum

Tímabil: 1.3.2015 - 31.3.2015

Topp 20



	Fólksbifreiðar	Hópbifreiðar	Sendibifreiðar	Vörubifreiðar	Alls
Bandaríkin	9	0	0	1	10
Belgía	0	0	1	0	1
Frakkland	116	0	32	0	148
Indland	16	0	2	0	18
Ítalía	0	0	2	1	3
Japan	194	0	2	0	196
Kanada	0	0	0	2	2
Kína	1	0	0	0	1
Kórea	22	0	0	0	22
Rúmenía	9	0	2	0	11
Slóvakía	30	0	1	0	31
Spánn	8	0	2	0	10
Stóra Bretland	100	0	23	0	123
Suður Afríka	0	0	3	0	3
Suður Kórea	106	0	0	0	106
Svíþjóð	10	0	0	6	16
Tékkland	73	0	0	0	73
Tyrkland	13	0	0	0	13
Ungverjaland	18	0	0	0	18
Þýskaland	252	10	38	7	307
Alls	977	10	108	17	1.112
	Létt bifhjól	Þung bifhjól	Torfæruhjól	Vélsleðar	Alls
Austurríki	0	2	0	0	2
Bandaríkin	0	0	5	1	6
Finnland	0	0	1	1	2
Japan	0	1	0	0	1
Kanada	0	0	0	4	4
Kína	0	24	2	0	26
Mexíkó	0	4	0	0	4
Spánn	1	1	0	0	2

Heimilt er að birta einstaka niðurstöður úr þessari skýrslu ef heimilda er getið. Ekki er heimilt að afrita skýrsluna, hvorki að hluta né í heild sinni, til dreifingar.

	Létt bifhjól	Þung bifhjól	Torfæruhjól	Vélsleðar	Alls
Stóra Bretland	0	0	0	2	2
Taiwan	0	1	1	0	2
Tékkland	0	3	0	0	3
Alls	1	36	9	8	54

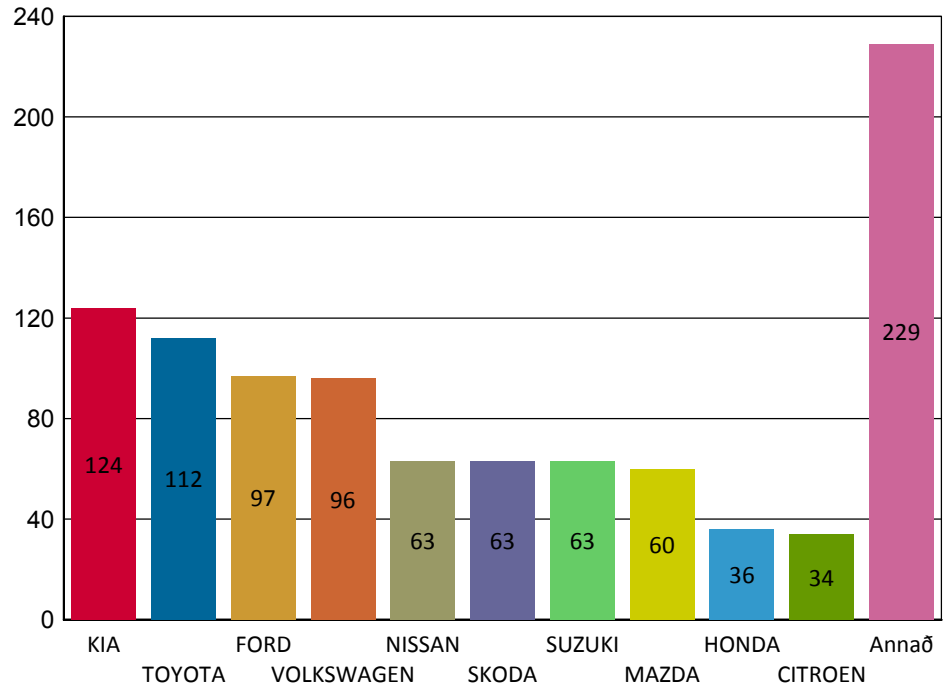
	Dráttarvélar	Eftirvagnar	Ferðavagnar	Alls
Danmörk	0	1	0	1
Finnland	4	0	0	4
Holland	0	1	2	3
Ísland	0	3	0	3
Japan	1	0	0	1
Stóra Bretland	0	1	0	1
Svíþjóð	0	3	0	3
Tékkland	1	0	0	1
Þýskaland	0	5	6	11
Alls	6	14	8	28

Nýskráning nýrra ökutækja - Topp 10 fólksbifreiðar

Tímabil: 1.3.2015 - 31.3.2015

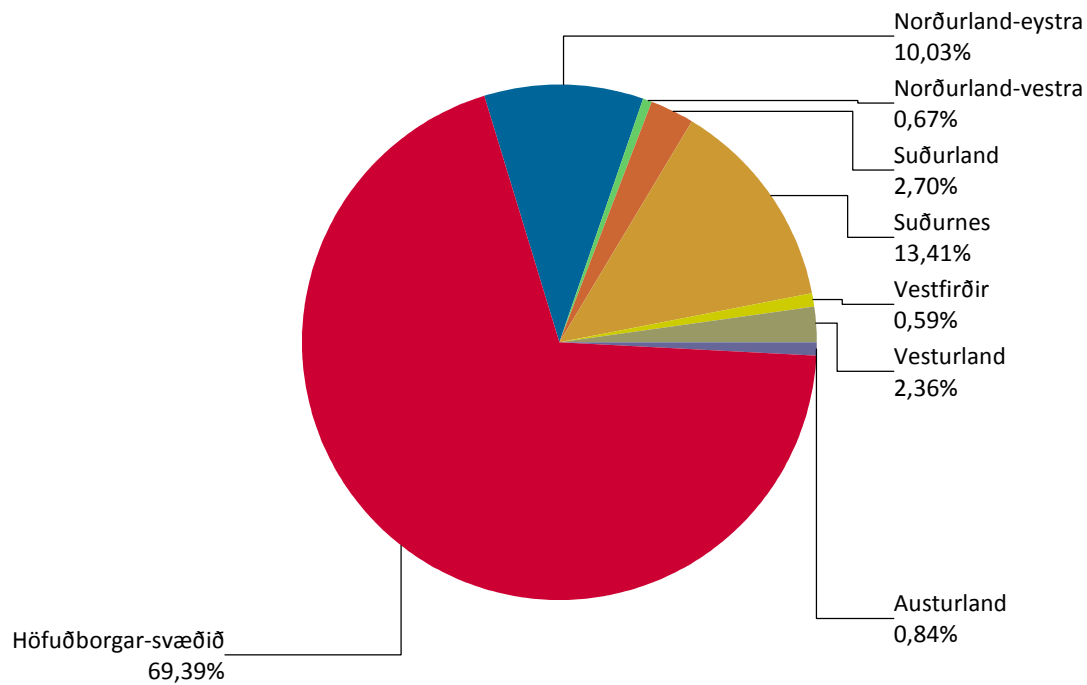
Topp 10

Fólksbifreiðar	
KIA	124
TOYOTA	112
FORD	97
VOLKSWAGEN	96
NISSAN	63
SKODA	63
SUZUKI	63
MAZDA	60
HONDA	36
CITROEN	34



Nýskráning nýrra ökutækja eftir landshlutum

Dagsetning: 1.3.2015 - 31.3.2015



	Höfuðborgar-svæðið	Suðurnes	Vesturland	Vestfirðir	Norðurland-vestra	Norðurland-eystra	Austurland	Suðurland	Alls
Fólksbifreiðar	677	144	17	3	4	100	6	21	972
Hópbifreiðar	6	2	0	0	1	1	0	0	10
Sendibifreiðar	75	11	4	0	0	12	1	5	108
Vörubifreiðar	10	0	2	3	1	1	0	0	17
Létt bifhjól	0	0	0	0	0	0	1	0	1
Þung bifhjól	28	0	1	0	0	1	1	3	34
Torfæruhjól	5	0	2	0	0	1	0	1	9
Vélsleðar	6	0	0	1	0	0	0	0	7
Dráttarvélar	1	0	1	0	0	2	1	1	6
Eftirvagnar	9	0	1	0	2	1	0	1	14
Ferðavagnar	6	2	0	0	0	0	0	0	8
Alls	823	159	28	7	8	119	10	32	1.186

	Höfuðborgar-svæðið	Suðurnes	Vesturland	Vestfirðir	Norðurland-vestra	Norðurland-eystra	Austurland	Suðurland	Alls
AUDI	7	0	0	0	0	0	0	0	7
BATESON	0	0	0	0	1	0	0	0	1
BMW	8	0	0	0	0	0	0	0	8
CAN-AM	5	0	0	0	0	0	0	0	5
CFMOTO	23	0	0	0	0	0	0	1	24
CHEVROLET	23	1	1	0	0	1	0	1	27
CITROEN	33	0	0	0	0	2	0	1	36
DACIA	6	3	0	0	0	1	0	1	11
DODGE	1	0	0	0	0	1	0	0	2
EKERI	2	0	0	0	0	0	0	0	2
FORD	106	2	1	1	0	0	1	3	114
GAS GAS	0	0	0	0	0	0	1	0	1
HENGIVAGN	1	0	0	0	0	0	0	0	1
HOBBY	3	0	0	0	0	0	0	0	3
HONDA	30	1	2	0	0	2	1	3	39

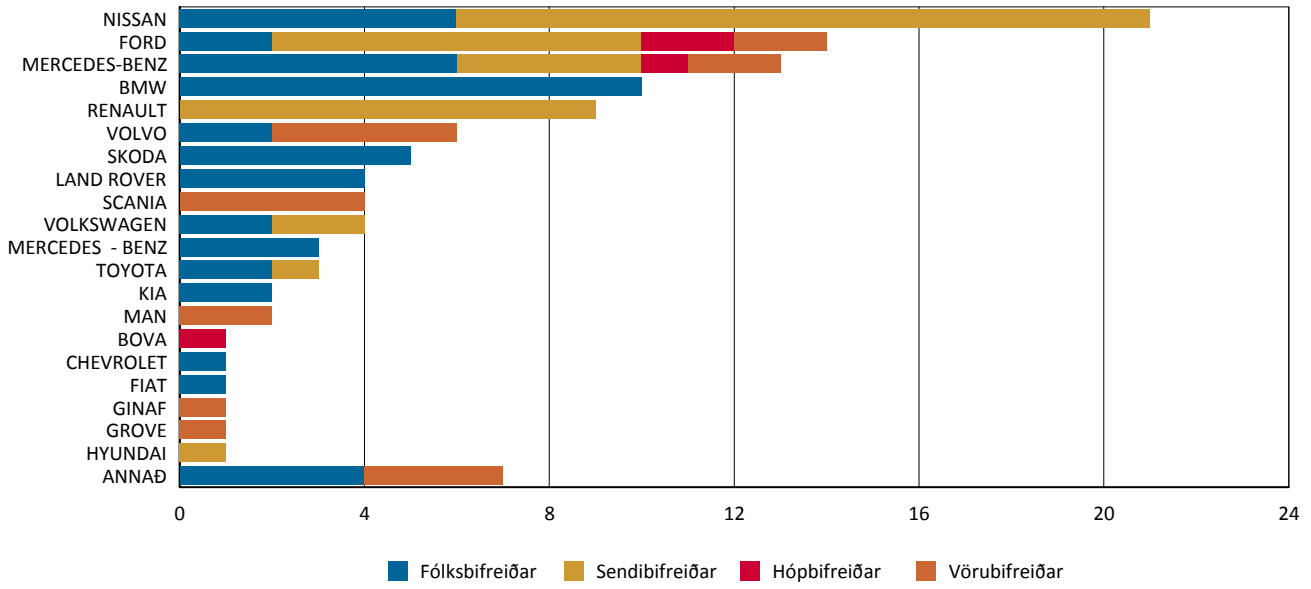
Heimilt er að birta einstaka niðurstöður úr þessari skýrslu ef heimilda er getið. Ekki er heimilt að afrita skýrsluna, hvorki að hluta né í heild sinni, til dreifingar.

	Höfuðborgar -svæðið	Suðurnes	Vesturland	Vestfirðir	Norðurland- vestra	Norðurland- eystra	Austurland	Suðurland	Alls
HSUN	0	0	1	0	0	0	0	0	1
HUMBAUR	1	0	1	0	0	1	0	1	4
HYUNDAI	11	1	0	0	0	1	1	0	14
IPS	1	0	0	0	0	0	0	0	1
IVECO	5	0	0	0	0	0	0	0	5
JAGUAR LAND ROVER	4	0	0	0	0	0	0	0	4
JAGUAR LAND ROVER LI	8	8	0	0	0	8	0	0	24
JEEP	0	5	0	0	0	0	0	0	5
KIA	56	37	2	0	1	25	0	4	125
KNAUS	0	2	0	0	0	0	0	0	2
KTM	0	0	0	0	0	0	0	2	2
KUBOTA	0	0	0	0	0	0	1	0	1
LAND ROVER	2	1	0	0	0	0	0	0	3
LCO	1	0	0	0	0	0	0	0	1
LEXUS	2	0	0	0	0	0	0	0	2
LMC	1	0	0	0	0	0	0	0	1
LYNX	1	0	0	0	0	0	0	0	1
MAZDA	56	1	0	1	0	3	0	0	61
MERCEDES - BENZ	1	0	0	0	0	0	0	0	1
MERCEDES-BENZ	25	0	3	1	2	2	0	1	34
MINI	11	0	2	0	0	0	0	0	13
NISSAN	38	4	5	0	1	17	0	2	67
OPEL	19	3	0	0	0	0	0	0	22
PEUGEOT	7	11	1	0	0	0	0	3	22
POLARIS	2	3	2	0	0	0	0	0	7
PORSCHE	4	0	0	0	0	0	1	0	5
RAGNAR VALSSON	1	0	0	0	0	0	0	0	1
RENAULT	51	2	3	0	1	0	0	3	60
RIEJU	0	0	0	0	0	0	1	0	1
SAHLINS	1	0	0	0	0	0	0	0	1
SARIS	0	0	0	0	1	0	0	0	1
SCANIA	3	0	0	0	0	0	0	0	3
SKI-DOO	4	0	0	0	0	0	0	0	4
SKODA	55	3	0	0	0	2	2	1	63
SSANGYONG	2	0	0	0	0	0	0	0	2
SUBARU	23	0	0	0	0	2	0	1	26
SUZUKI	32	31	0	0	0	1	0	0	64
TABBERT	1	0	0	0	0	0	0	0	1
TDR	2	0	0	0	0	0	0	0	2
TOYOTA	65	35	1	1	1	8	0	2	113
V OG P	1	0	0	0	0	0	0	0	1
VALTRA	0	0	1	0	0	2	0	1	4
VM	1	0	0	0	0	0	0	0	1
VOLKSWAGEN	64	5	1	0	0	40	1	1	112
VOLVO	10	0	1	2	0	0	0	0	13
WEI	1	0	0	0	0	0	0	0	1
WEINSBERG	1	0	0	0	0	0	0	0	1
YAMAHA	0	0	0	1	0	0	0	0	1
ZETOR	1	0	0	0	0	0	0	0	1
Alls	823	159	28	7	8	119	10	32	1.186

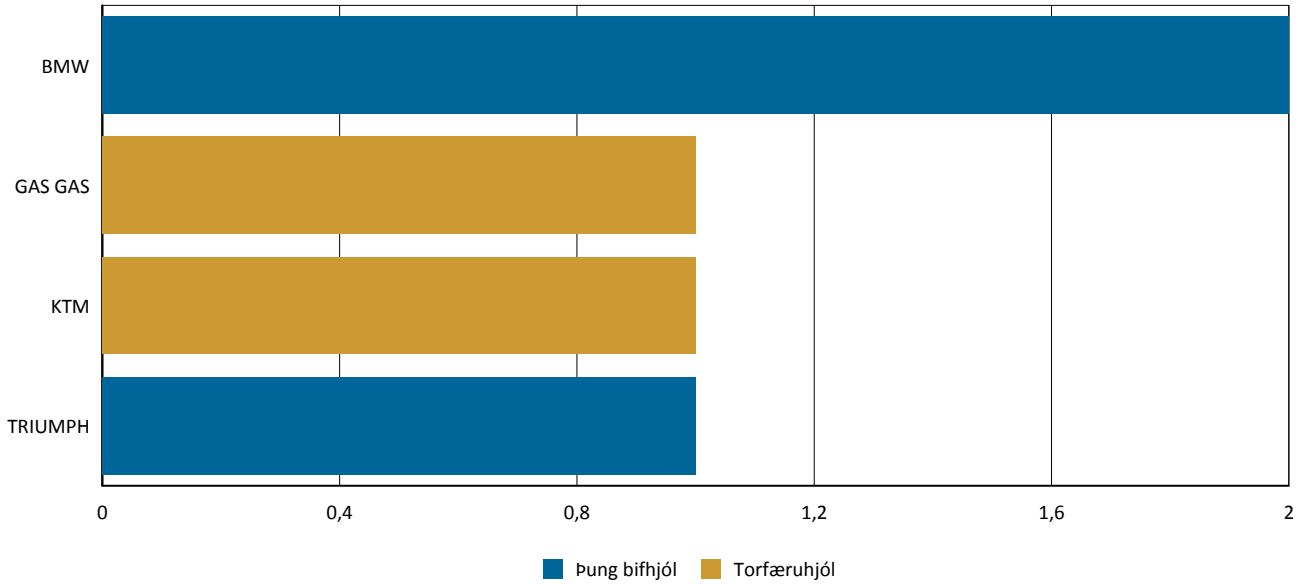
Nýskráning notaðra ökutæki eftir tegund

Tímabil: 1.3.2015 - 31.3.2015

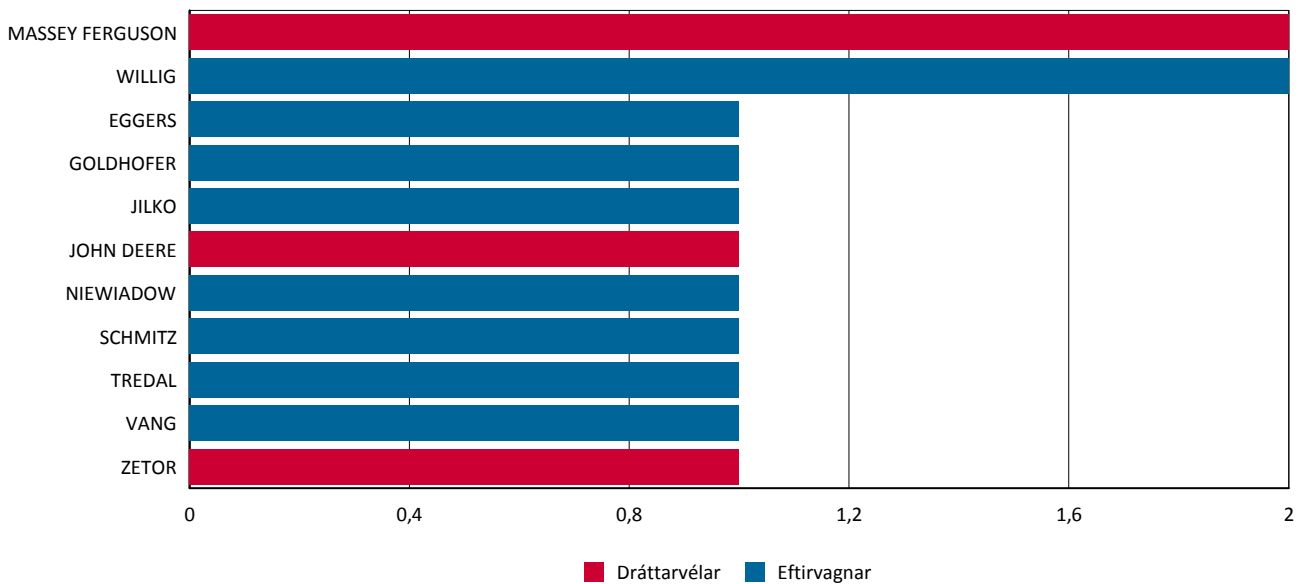
Topp 20



Topp 20



Topp 20



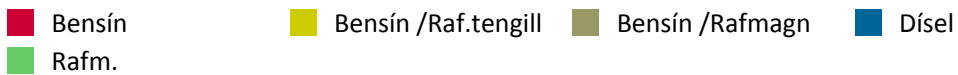
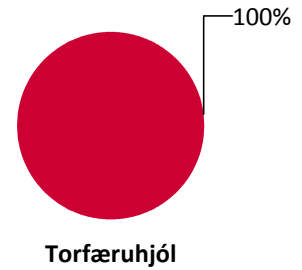

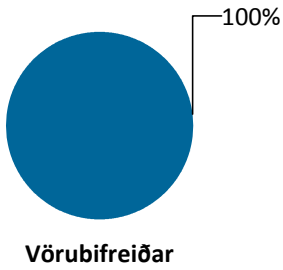
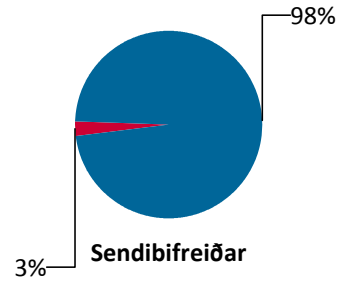
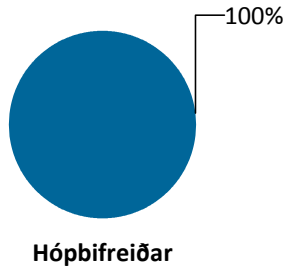
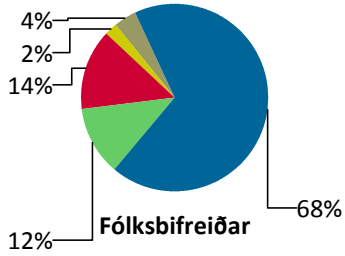
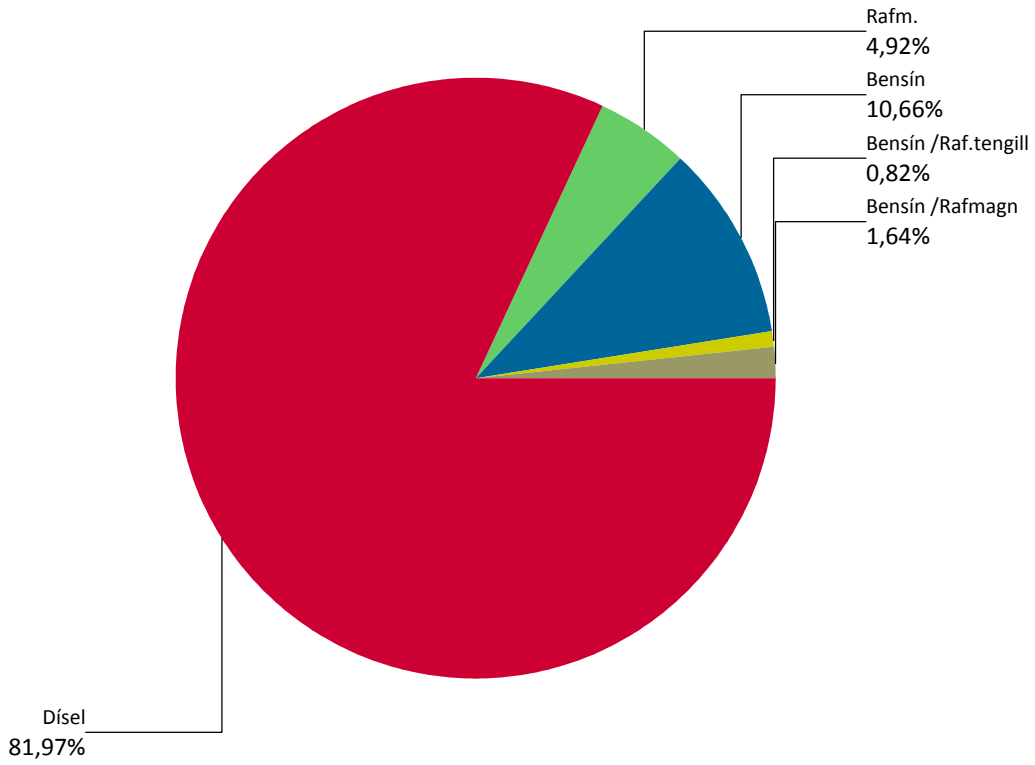
	Fólksbifreiðar	Hópbifreiðar	Sendibifreiðar	Vörubifreiðar	Alls
BMW	10	0	0	0	10
BOVA	0	1	0	0	1
CHEVROLET	1	0	0	0	1
FIAT	1	0	0	0	1
FORD	2	2	8	2	14
GINAF	0	0	0	1	1
GROVE	0	0	0	1	1
HYUNDAI	0	0	1	0	1
ISUZU	0	0	0	1	1
JEEP	1	0	0	0	1
KENWORTH	0	0	0	1	1
KIA	2	0	0	0	2
LAND ROVER	4	0	0	0	4
LIEBHERR	0	0	0	1	1
MAN	0	0	0	2	2
MERCEDES - BENZ	3	0	0	0	3
MERCEDES-BENZ	6	1	4	2	13
NISSAN	6	0	15	0	21
PORSCHE	1	0	0	0	1
RENAULT	0	0	9	0	9
SAAB	1	0	0	0	1
SCANIA	0	0	0	4	4
SKODA	5	0	0	0	5
SUZUKI	1	0	0	0	1
TOYOTA	2	0	1	0	3
VOLKSWAGEN	2	0	2	0	4
VOLVO	2	0	0	4	6
Alls	50	4	40	19	113

	Pung bifhjól	Torfæruhjól	Alls
BMW	2	0	2
GAS GAS	0	1	1
KTM	0	1	1
TRIUMPH	1	0	1
Alls	3	2	5

	Dráttarvélur	Eftirvagnar	Alls
EGGERS	0	1	1
GOLDHOFER	0	1	1
JILKO	0	1	1
JOHN DEERE	1	0	1
MASSEY FERGUSON	2	0	2
NIEWIADOW	0	1	1
SCHMITZ	0	1	1
TREDAL	0	1	1
VANG	0	1	1
WILLIG	0	2	2
ZETOR	1	0	1
Alls	4	9	13

Nýskráning notaðra ökutækja eftir orkugjafa

Dagsetning: 1.3.2015 - 31.3.2015



Fólksbifreiðar

	Bensín	Bensín /Raf.ten	Bensín /Rafmag	Dísel	Rafm.	Alls
BMW	2	0	0	8	0	10
CHEVROLET	0	1	0	0	0	1
FIAT	0	0	0	1	0	1
FORD	1	0	0	1	0	2
JEEP	0	0	0	1	0	1
KIA	1	0	0	1	0	2
LAND ROVER	0	0	0	4	0	4
MERCEDES - BENZ	0	0	0	3	0	3
MERCEDES-BENZ	1	0	0	5	0	6
NISSAN	0	0	0	0	6	6
PORSCHE	0	0	1	0	0	1
SAAB	0	0	0	1	0	1
SKODA	0	0	0	5	0	5
SUZUKI	1	0	0	0	0	1
TOYOTA	1	0	1	0	0	2
VOLKSWAGEN	0	0	0	2	0	2
VOLVO	0	0	0	2	0	2
Alls	7	1	2	34	6	50

Hópbifreiðar

	Dísel	Alls
BOVA	1	1
FORD	2	2
MERCEDES-BENZ	1	1
Alls	4	4

Sendibifreiðar

	Bensín	Dísel	Alls
FORD	0	8	8
HYUNDAI	0	1	1
MERCEDES-BENZ	0	4	4
NISSAN	0	15	15
RENAULT	0	9	9
TOYOTA	0	1	1
VOLKSWAGEN	1	1	2
Alls	1	39	40

Vörubifreiðar

	Dísel	Alls
FORD	2	2
GINAF	1	1
GROVE	1	1
ISUZU	1	1
KENWORTH	1	1
LIEBHERR	1	1
MAN	2	2
MERCEDES-BENZ	2	2
SCANIA	4	4

	Dísel	Alls
--	-------	------

VOLVO	4	4
Alls	19	19

Pung bifhjól

	Bensín	Alls
--	--------	------

BMW	2	2
TRIUMPH	1	1
Alls	3	3

Torfæruhjól

	Bensín	Alls
--	--------	------

GAS GAS	1	1
KTM	1	1
Alls	2	2

Dráttarvélar

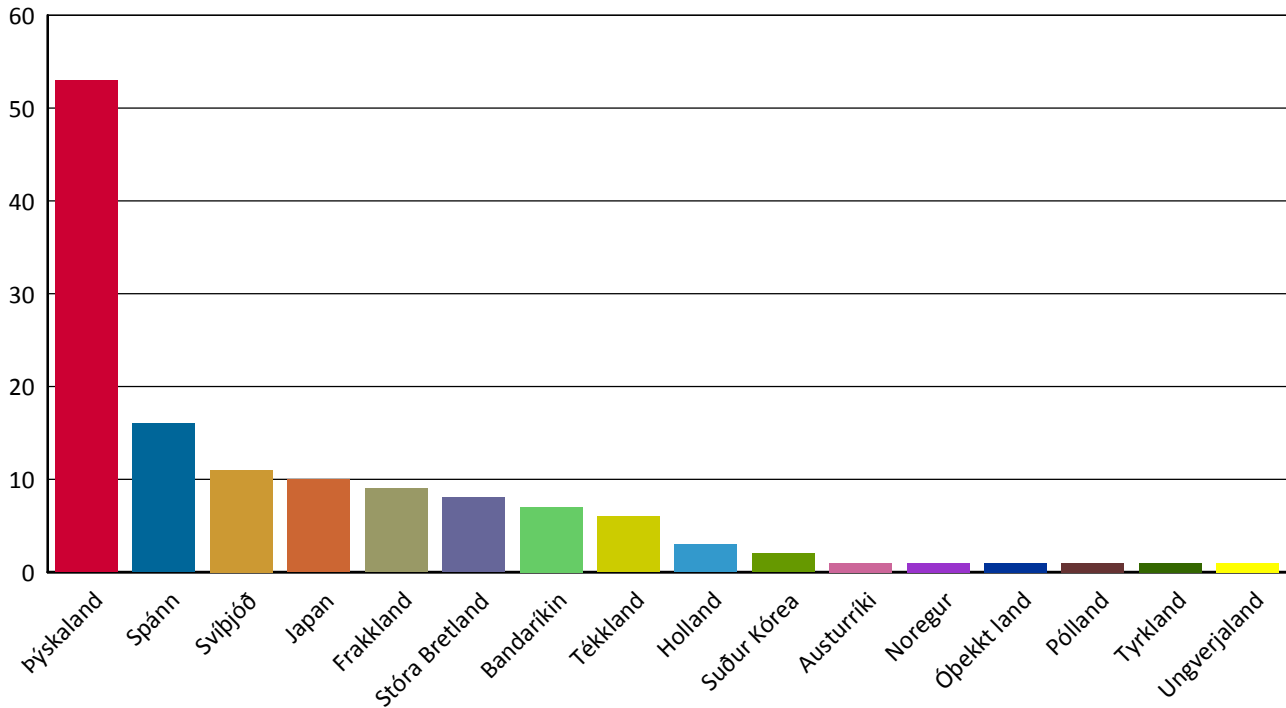
	Dísel	Alls
--	-------	------

JOHN DEERE	1	1
MASSEY FERGUSON	2	2
ZETOR	1	1
Alls	4	4

Nýskráning notaðra ökutækja eftir framleiðslulöndum

Tímabil: 1.3.2015 - 31.3.2015

Topp 20



	Fólksbifreiðar	Hópbifreiðar	Sendibifreiðar	Vörubifreiðar	Alls
Bandaríkin	4	0	0	3	7
Frakkland	0	0	9	0	9
Holland	0	1	0	2	3
Japan	8	0	1	1	10
Spánn	0	0	15	0	15
Stóra Bretland	4	0	0	0	4
Suður Kórea	2	0	0	0	2
Svíþjóð	3	0	0	7	10
Tékkland	5	0	0	0	5
Tyrkland	0	0	1	0	1
Ungverjaland	1	0	0	0	1
Þýskaland	23	3	14	6	46
Alls	50	4	40	19	113

	Pung bifhjól	Torfæruhjól	Alls
Austurríki	0	1	1
Spánn	0	1	1
Stóra Bretland	1	0	1
Þýskaland	2	0	2
Alls	3	2	5

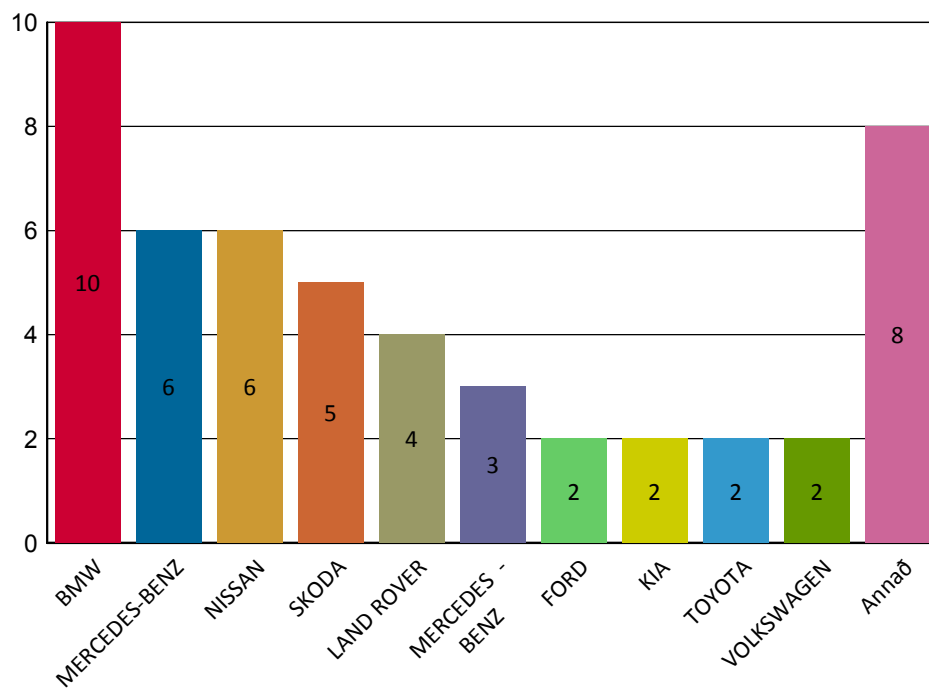
	Dráttarvélur	Eftirvagnar	Alls
Noregur	0	1	1
Óþekkt land	0	1	1
Pólland	0	1	1
Stóra Bretland	3	0	3
Svíþjóð	0	1	1
Tékkland	1	0	1
Þýskaland	0	5	5
Alls	4	9	13

Nýskráning notaðra ökutækja - Topp 10 fólksbifreiðar

Tímabil: 1.3.2015 - 31.3.2015

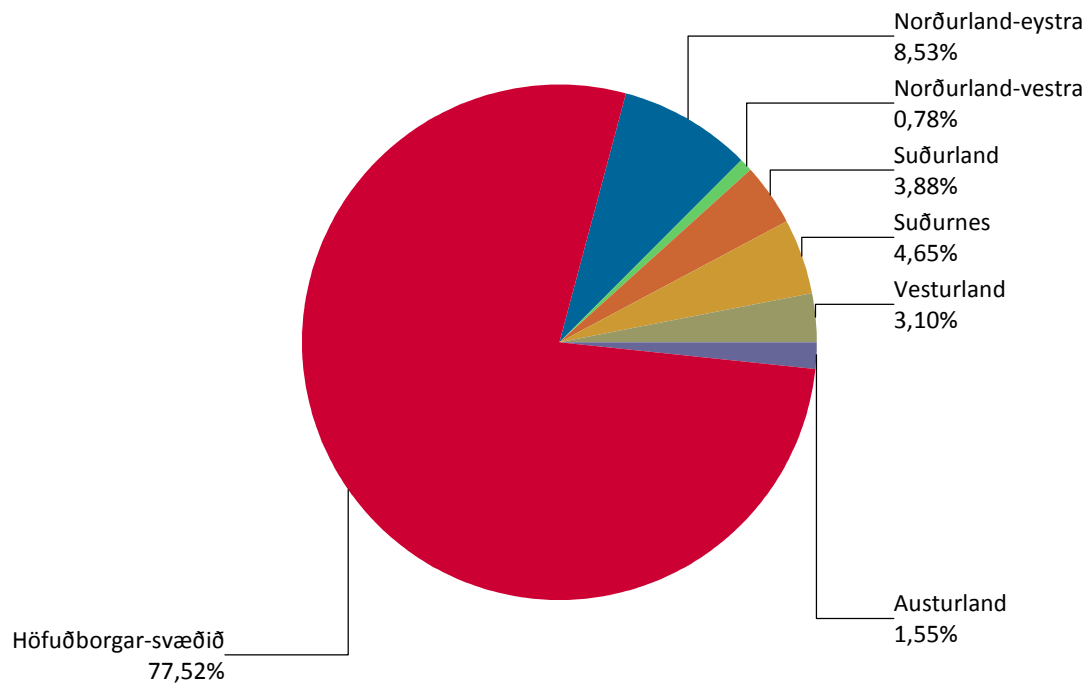
Topp 10

Fólksbifreiðar	
BMW	10
MERCEDES-BENZ	6
NISSAN	6
SKODA	5
LAND ROVER	4
MERCEDES - BENZ	3
FORD	2
KIA	2
TOYOTA	2
VOLKSWAGEN	2



Nýskráning notaðra ökutækja eftir landshlutum

Dagsetning: 1.3.2015 - 31.3.2015



	Höfuðborgar-svæðið	Suðurnes	Vesturland	Norðurland-vestra	Norðurland-eystra	Austurland	Suðurland	Alls
Fólksbíreiðar	41	3	2	0	1	0	2	49
Hópbíreiðar	2	0	1	0	1	0	0	4
Sendibíreiðar	31	1	1	0	6	0	1	40
Vörubíreiðar	12	2	0	0	2	2	1	19
pung bírhjól	2	0	0	0	1	0	0	3
Torfæruhjól	2	0	0	0	0	0	0	2
Dráttarvélar	2	0	0	1	0	0	1	4
Eftirvagnar	8	0	0	0	0	0	0	8
Alls	100	6	4	1	11	2	5	129

	Höfuðborgar-svæðið	Suðurnes	Vesturland	Norðurland-vestra	Norðurland-eystra	Austurland	Suðurland	Alls
BMW	10	2	0	0	0	0	0	12
BOVA	0	0	1	0	0	0	0	1
CHEVROLET	0	0	0	0	0	0	1	1
EGGERS	1	0	0	0	0	0	0	1
FIAT	1	0	0	0	0	0	0	1
FORD	7	0	0	0	7	0	0	14
GAS GAS	1	0	0	0	0	0	0	1
GINAF	1	0	0	0	0	0	0	1
GOLDHOFER	1	0	0	0	0	0	0	1
GROVE	0	0	0	0	0	0	1	1
HYUNDAI	0	1	0	0	0	0	0	1
ISUZU	1	0	0	0	0	0	0	1
JEEP	1	0	0	0	0	0	0	1
JILKO	1	0	0	0	0	0	0	1
JOHN DEERE	0	0	0	0	0	0	1	1
KENWORTH	1	0	0	0	0	0	0	1
KIA	1	0	0	0	1	0	0	2
KTM	1	0	0	0	0	0	0	1

Heimilt er að birta einstaka niðurstöður úr þessari skýrslu ef heimilda er getið. Ekki er heimilt að afrita skýrsluna, hvorki að hluta né í heild sinni, til dreifingar.

	Höfuðborgar -svæðið	Suðurnes	Vesturland	Norðurland- vestra	Norðurland- eystra	Austurland	Suðurland	Alls
LAND ROVER	3	0	0	0	0	0	0	3
LIEBHERR	1	0	0	0	0	0	0	1
MAN	1	0	0	0	0	1	0	2
MASSEY FERGUSON	1	0	0	1	0	0	0	2
MERCEDES - BENZ	3	0	0	0	0	0	0	3
MERCEDES-BENZ	8	1	1	0	1	1	1	13
NIEWIADOW	1	0	0	0	0	0	0	1
NISSAN	20	0	1	0	0	0	0	21
PORSCHE	1	0	0	0	0	0	0	1
RENAULT	8	0	1	0	0	0	0	9
SAAB	1	0	0	0	0	0	0	1
SCANIA	1	2	0	0	1	0	0	4
SCHMITZ	1	0	0	0	0	0	0	1
SKODA	5	0	0	0	0	0	0	5
SUZUKI	0	0	0	0	0	0	1	1
TOYOTA	3	0	0	0	0	0	0	3
TRIUMPH	0	0	0	0	1	0	0	1
VANG	1	0	0	0	0	0	0	1
VOLKSWAGEN	4	0	0	0	0	0	0	4
VOLVO	6	0	0	0	0	0	0	6
WILLIG	2	0	0	0	0	0	0	2
ZETOR	1	0	0	0	0	0	0	1
Alls	100	6	4	1	11	2	5	129