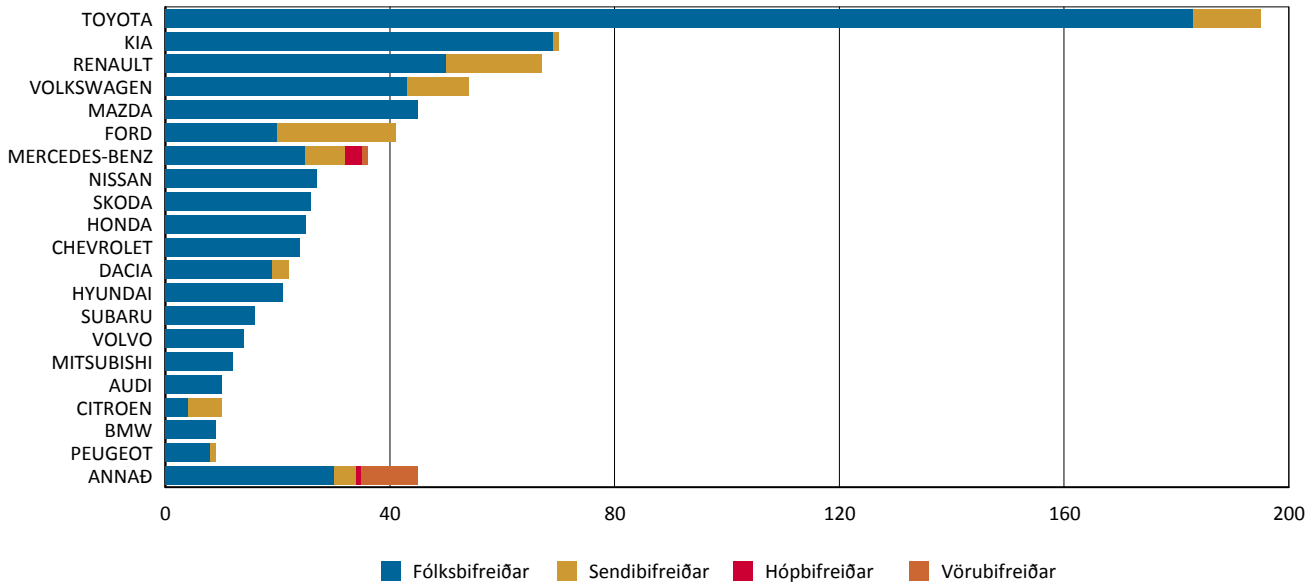


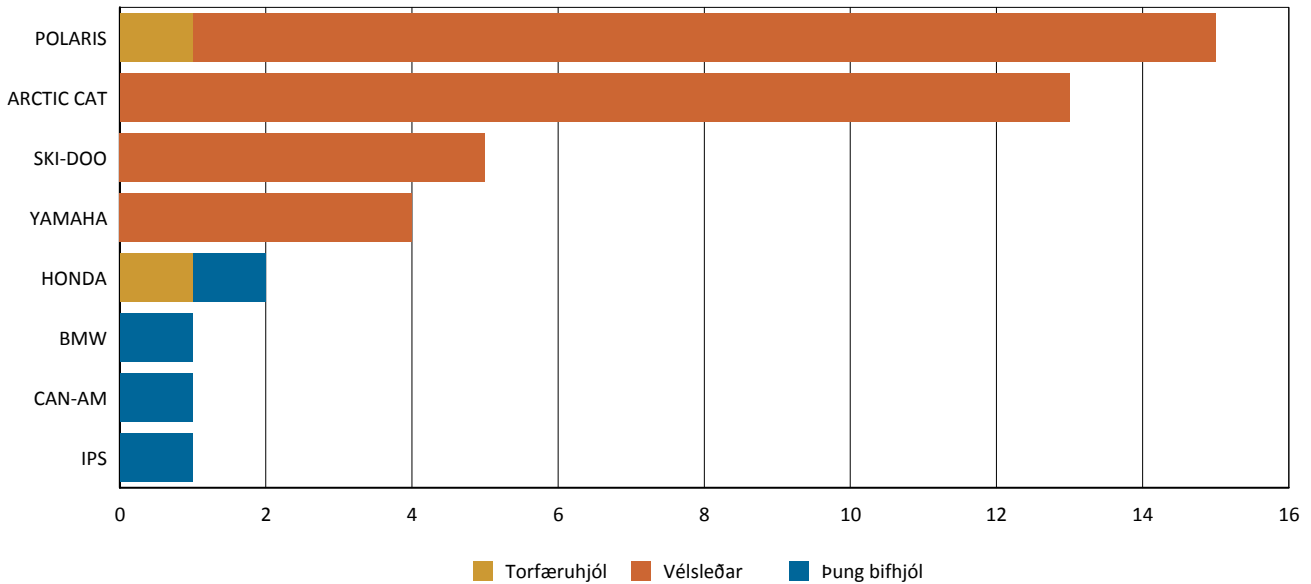
## Nýskráning nýrra ökutæki eftir tegund

Tímabil: 1.1.2015 - 31.1.2015

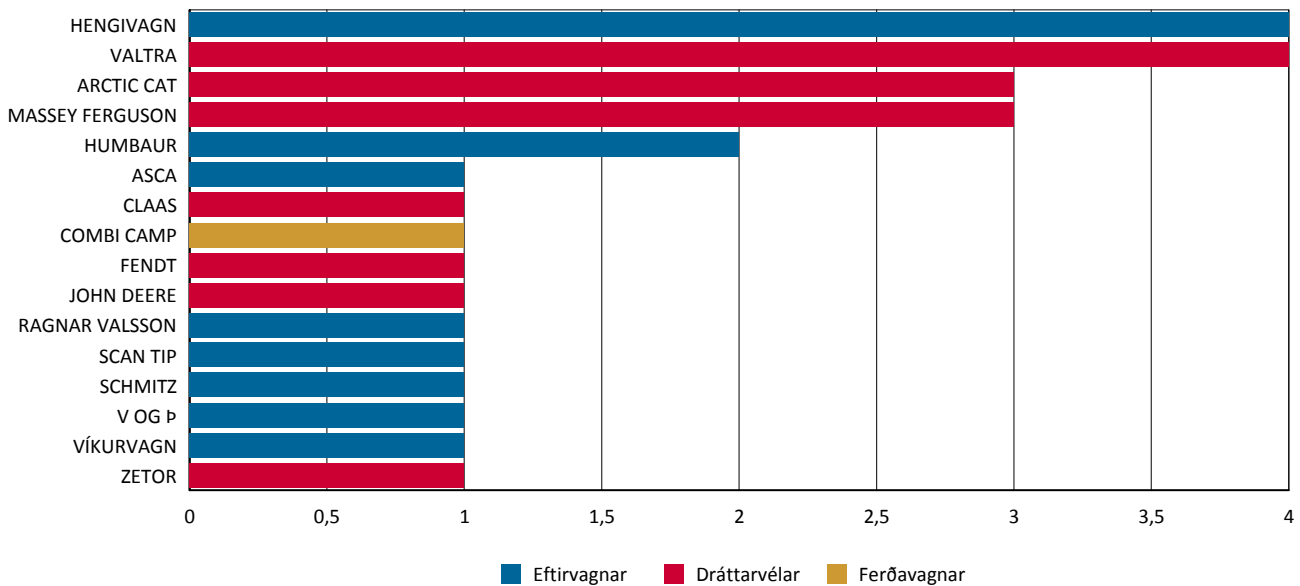
## Topp 20



## Topp 20



## Topp 20



	Fólksbífreiddar	Hópbífreiddar	Sendibífreiddar	Vörubífreiddar	Alls
AUDI	10	0	0	0	10
BMW	9	0	0	0	9
BMW I	1	0	0	0	1
CHEVROLET	24	0	0	0	24
CHRYSLER	1	0	0	0	1
CITROEN	4	0	6	0	10
DACIA	19	0	3	0	22
FORD	20	0	21	0	41
GMC	0	0	0	2	2
HONDA	25	0	0	0	25
HYUNDAI	21	0	0	0	21
ISUZU	0	0	1	0	1
IVECO	0	1	2	3	6
JAGUAR LAND ROVER	6	0	0	0	6
JAGUAR LAND ROVER	5	0	0	0	5
JEEP	3	0	0	0	3
KIA	69	0	1	0	70
MAN	0	0	0	3	3
MAZDA	45	0	0	0	45
MERCEDES-BENZ	25	3	7	1	36
MINI	0	0	0	0	0
MITSUBISHI	12	0	0	0	12
NISSAN	27	0	0	0	27
OPEL	4	0	1	0	5
PEUGEOT	8	0	1	0	9
PORSCHE	4	0	0	0	4
RENAULT	50	0	17	0	67
SCANIA	0	0	0	2	2
SKODA	26	0	0	0	26
SUBARU	16	0	0	0	16
SUZUKI	4	0	0	0	4
TESLA MOTORS	2	0	0	0	2
TOYOTA	183	0	12	0	195
VOLKSWAGEN	43	0	11	0	54
VOLVO	14	0	0	0	14
<b>Alls</b>	<b>680</b>	<b>4</b>	<b>83</b>	<b>11</b>	<b>778</b>

	Þung bírhjól	Torfæruhjól	Vélsleðar	Alls
ARCTIC CAT	0	0	13	13
BMW	1	0	0	1
CAN-AM	1	0	0	1
HONDA	1	1	0	2
IPS	1	0	0	1
POLARIS	0	1	14	15
SKI-DOO	0	0	5	5
YAMAHA	0	0	4	4
<b>Alls</b>	<b>4</b>	<b>2</b>	<b>36</b>	<b>42</b>

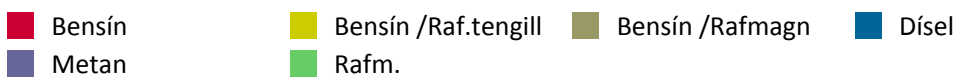
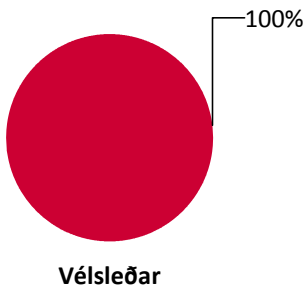
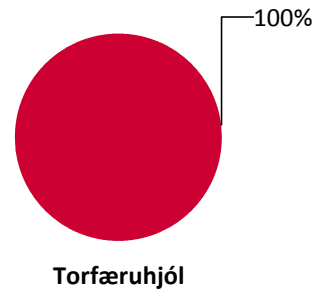
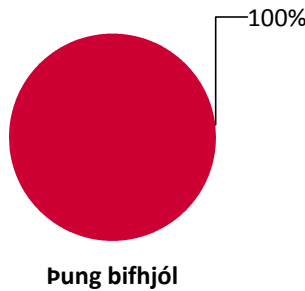
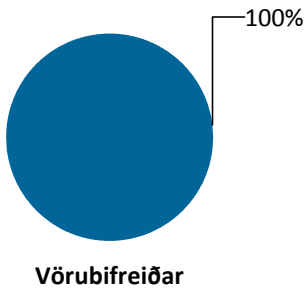
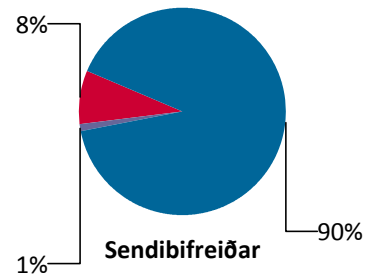
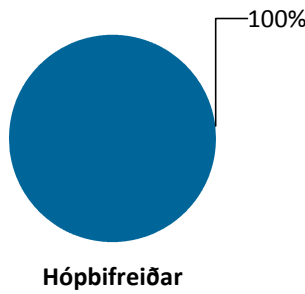
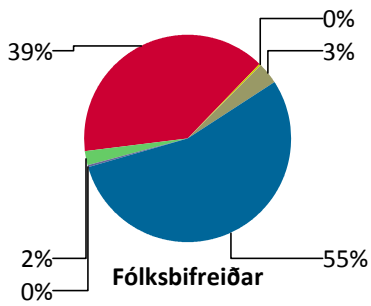
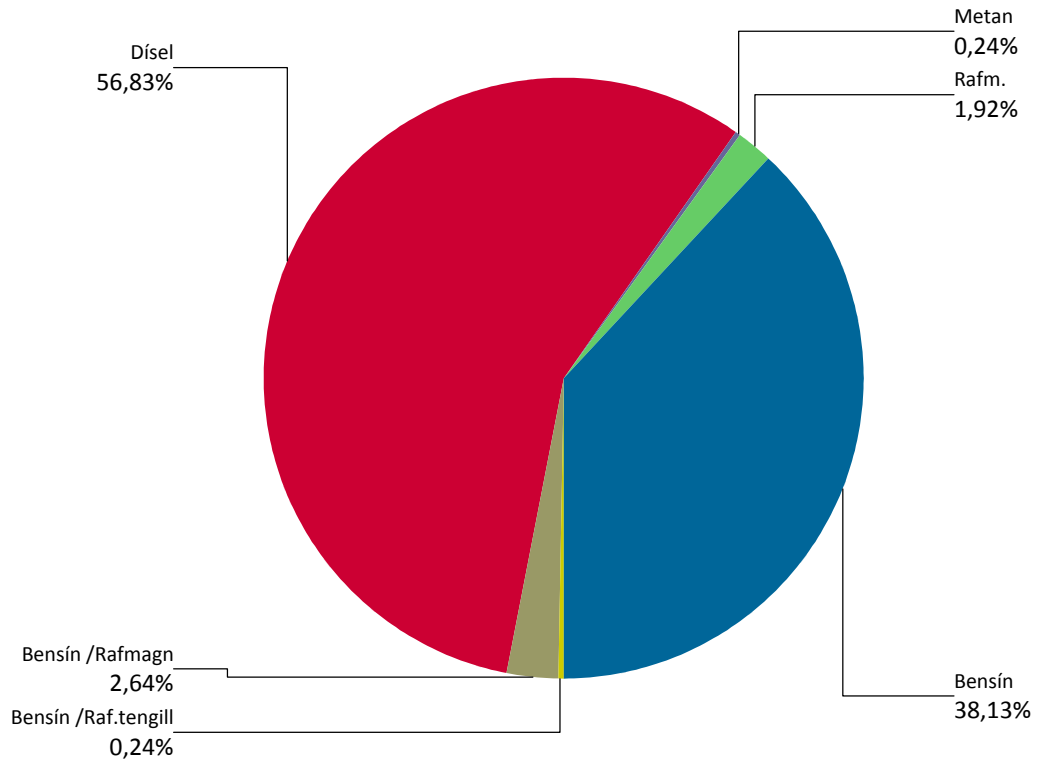
	Dráttarvélur	Eftirvagnar	Ferðavagnar	Alls
ARCTIC CAT	3	0	0	3
ASCA	0	1	0	1
CLAAS	1	0	0	1
COMBI CAMP	0	0	1	1
FENDT	1	0	0	1
HENGIVAGN	0	4	0	4
HUMBAUR	0	2	0	2
JOHN DEERE	1	0	0	1

Heimilt er að birta einstaka niðurstöður úr þessari skýrslu ef heimilda er getið. Ekki er heimilt að afrita skýrsluna, hvorki að hluta né í heild sinni, til dreifingar.

	Dráttarvélar	Eftirvagnar	Ferðavagnar	Alls
MASSEY FERGUSON	3	0	0	3
RAGNAR VALSSON	0	1	0	1
SCAN TIP	0	1	0	1
SCHMITZ	0	1	0	1
V OG Þ	0	1	0	1
VALTRA	4	0	0	4
VÍKURVAGN	0	1	0	1
ZETOR	1	0	0	1
<b>Alls</b>	<b>14</b>	<b>12</b>	<b>1</b>	<b>27</b>

Nýskráning nýrra ökutækja eftir orkugjafa

Dagsetning: 1.1.2015 - 31.1.2015



## Fólksbifreiðar

	Bensín	Bensín /Raf.ten	Bensín /Rafmag	Dísel	Metan	Rafm.	Alls
AUDI	7	0	0	3	0	0	10
BMW	0	0	0	9	0	0	9
BMW I	0	0	0	0	0	1	1
CHEVROLET	19	0	0	5	0	0	24
CHRYSLER	1	0	0	0	0	0	1
CITROEN	1	0	0	3	0	0	4
DACIA	0	0	0	19	0	0	19
FORD	16	0	0	4	0	0	20
HONDA	22	0	0	3	0	0	25
HYUNDAI	10	0	0	11	0	0	21
JAGUAR LAND ROVE	0	0	0	6	0	0	6
JAGUAR LAND ROVE	0	0	0	5	0	0	5
JEEP	3	0	0	0	0	0	3
KIA	7	0	0	60	0	2	69
MAZDA	39	0	0	6	0	0	45
MERCEDES-BENZ	2	0	0	22	1	0	25
MITSUBISHI	0	0	7	5	0	0	12
NISSAN	13	0	0	11	0	3	27
OPEL	1	0	0	3	0	0	4
PEUGEOT	3	0	0	5	0	0	8
PORSCHE	0	2	0	2	0	0	4
RENAULT	2	0	0	48	0	0	50
SKODA	0	0	0	26	0	0	26
SUBARU	16	0	0	0	0	0	16
SUZUKI	4	0	0	0	0	0	4
TESLA MOTORS	0	0	0	0	0	2	2
TOYOTA	76	0	15	92	0	0	183
VOLKSWAGEN	24	0	0	11	0	8	43
VOLVO	0	0	0	14	0	0	14
<b>Alls</b>	<b>266</b>	<b>2</b>	<b>22</b>	<b>373</b>	<b>1</b>	<b>16</b>	<b>680</b>

## Hópbifreiðar

	Dísel	Alls
IVECO	1	1
MERCEDES-BENZ	3	3
<b>Alls</b>	<b>4</b>	<b>4</b>

## Sendibifreiðar

	Bensín	Dísel	Metan	Alls
CITROEN	0	6	0	6
DACIA	0	3	0	3
FORD	4	17	0	21
ISUZU	0	1	0	1
IVECO	0	1	1	2
KIA	0	1	0	1
MERCEDES-BENZ	0	7	0	7
OPEL	0	1	0	1
PEUGEOT	0	1	0	1
RENAULT	0	17	0	17

	Bensín	Dísel	Metan	Alls
TOYOTA	0	12	0	<b>12</b>
VOLKSWAGEN	3	8	0	<b>11</b>
<b>Alls</b>	<b>7</b>	<b>75</b>	<b>1</b>	<b>83</b>

### Vörubifreiðar

	Dísel	Alls
GMC	2	<b>2</b>
IVECO	3	<b>3</b>
MAN	3	<b>3</b>
MERCEDES-BENZ	1	<b>1</b>
SCANIA	2	<b>2</b>
<b>Alls</b>	<b>11</b>	<b>11</b>

### Þung bifhjól

	Bensín	Alls
BMW	1	<b>1</b>
CAN-AM	1	<b>1</b>
HONDA	1	<b>1</b>
IPS	1	<b>1</b>
<b>Alls</b>	<b>4</b>	<b>4</b>

### Torfæruhjól

	Bensín	Alls
HONDA	1	<b>1</b>
POLARIS	1	<b>1</b>
<b>Alls</b>	<b>2</b>	<b>2</b>

### Vélsleðar

	Bensín	Alls
ARCTIC CAT	13	<b>13</b>
POLARIS	14	<b>14</b>
SKI-DOO	5	<b>5</b>
YAMAHA	4	<b>4</b>
<b>Alls</b>	<b>36</b>	<b>36</b>

### Dráttarvélar

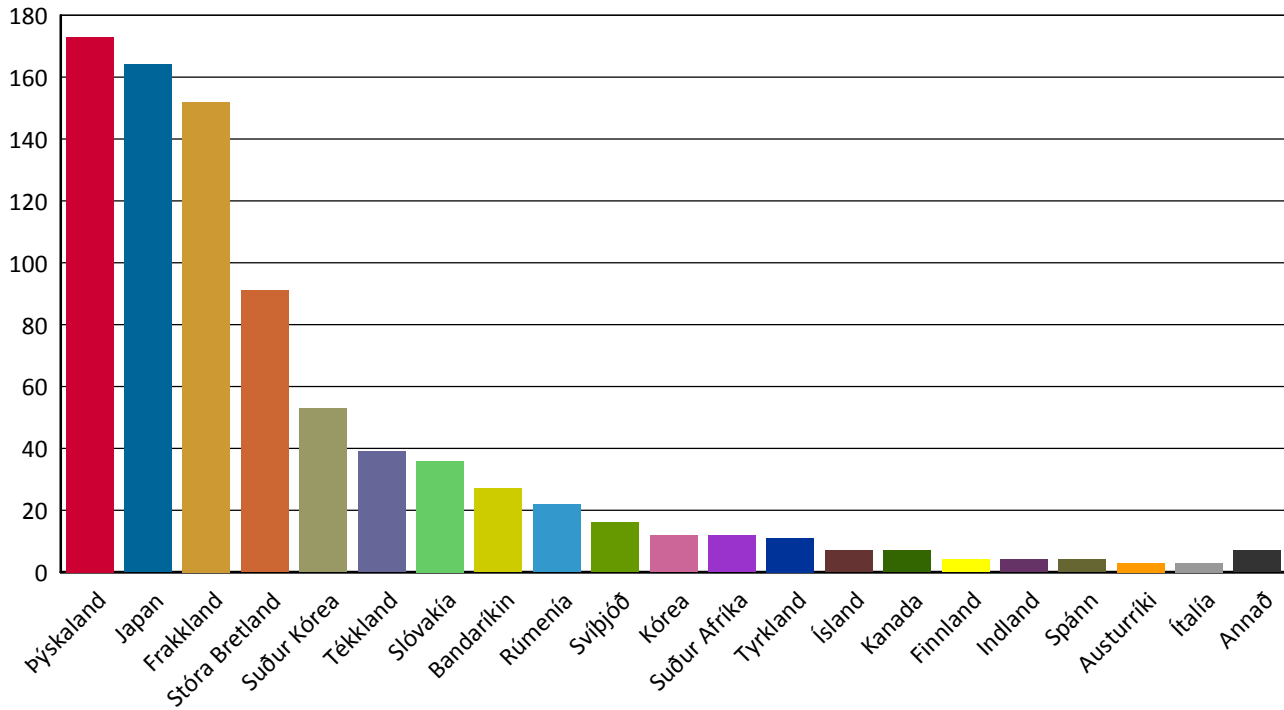
	Bensín	Dísel	Alls
ARCTIC CAT	3	0	<b>3</b>
CLAAS	0	1	<b>1</b>
FENDT	0	1	<b>1</b>
JOHN DEERE	0	1	<b>1</b>
MASSEY FERGUSON	0	3	<b>3</b>
VALTRA	0	4	<b>4</b>
ZETOR	0	1	<b>1</b>
<b>Alls</b>	<b>3</b>	<b>11</b>	<b>14</b>



## Nýskráning nýrra ökutækja eftir framleiðslulöndum

Tímabil: 1.1.2015 - 31.1.2015

## Topp 20



	Fólksbifreiðar	Hópbifreiðar	Sendibifreiðar	Vörubifreiðar	Alls
Bandaríkin	5	0	0	2	7
Frakkland	122	1	24	0	147
Indland	4	0	0	0	4
Ítalía	0	0	2	1	3
Japan	163	0	0	0	163
Kanada	2	0	0	0	2
Kórea	12	0	0	0	12
Rúmenía	19	0	3	0	22
Slóvakía	36	0	0	0	36
Spánn	4	0	0	0	4
Stóra Bretland	77	0	0	0	77
Suður Afríka	0	0	12	0	12
Suður Kórea	52	0	1	0	53
Svíþjóð	14	0	0	2	16
Taíland	0	0	1	0	1
Tékkland	37	0	0	0	37
Tyrkland	11	0	0	0	11
Ungverjaland	3	0	0	0	3
Þýskaland	119	3	40	6	168
<b>Alls</b>	<b>680</b>	<b>4</b>	<b>83</b>	<b>11</b>	<b>778</b>

	Þung bífhjól	Torfæruhjól	Vélsleðar	Alls
Bandaríkin	0	2	17	19
Japan	1	0	0	1
Kanada	0	0	5	5
Mexikó	1	0	0	1
Stóra Bretland	0	0	14	14
Tékkland	1	0	0	1
Þýskaland	1	0	0	1
<b>Alls</b>	<b>4</b>	<b>2</b>	<b>36</b>	<b>42</b>



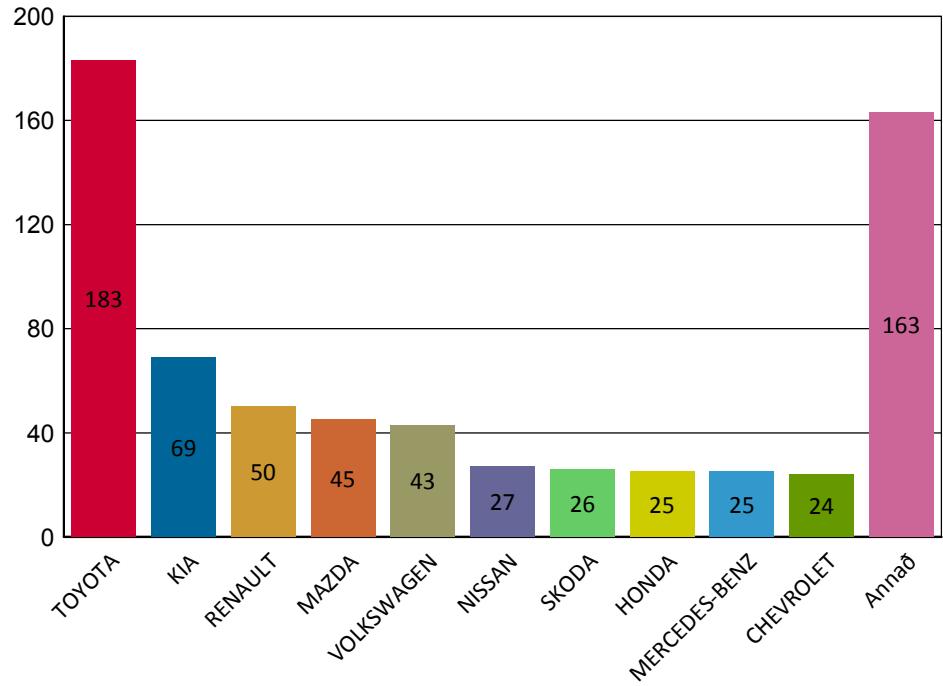
	Dráttarvélar	Eftirvagnar	Ferðavagnar	Alls
Austurríki	3	0	0	3
Bandaríkin	1	0	0	1
Danmörk	0	0	1	1
Finnland	4	0	0	4
Frakkland	4	1	0	5
Ísland	0	7	0	7
Pólland	0	1	0	1
Tékkland	1	0	0	1
Þýskaland	1	3	0	4
<b>Alls</b>	<b>14</b>	<b>12</b>	<b>1</b>	<b>27</b>

## Nýskráning nýrra ökutækja - Topp 10 fólksbifreiðar

Tímabil: 1.1.2015 - 31.1.2015

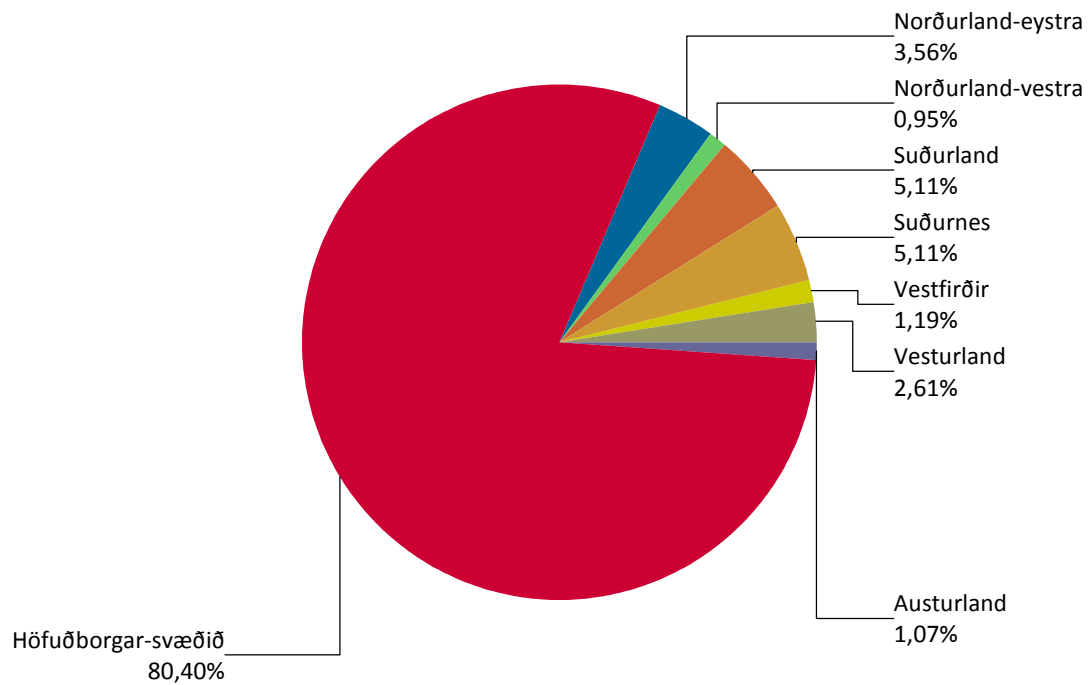
## Topp 10

Fólksbifreiðar	
TOYOTA	183
KIA	69
RENAULT	50
MAZDA	45
VOLKSWAGEN	43
NISSAN	27
SKODA	26
HONDA	25
MERCEDES-BENZ	25
CHEVROLET	24



## Nýskráning nýrra ökutækja eftir landshlutum

Dagsetning: 1.1.2015 - 31.1.2015



	Höfuðborgar -svæðið	Suðurnes	Vesturland	Vestfirðir	Norðurland- vestra	Norðurland- eystra	Austurland	Suðurland	Alls
Fólksbifreiðar	559	35	19	7	4	15	6	31	676
Hópbifreiðar	4	0	0	0	0	0	0	0	4
Sendibifreiðar	69	5	1	0	0	5	0	3	83
Vörubifreiðar	11	0	0	0	0	0	0	0	11
pung bifhjól	3	1	0	0	0	0	0	0	4
Torfæruhjól	1	0	0	0	0	0	1	0	2
Vélsleðar	20	1	0	2	0	7	0	5	35
Dráttarvélar	0	0	2	1	4	3	0	4	14
Eftirvagnar	9	1	0	0	0	0	2	0	12
Ferðavagnar	1	0	0	0	0	0	0	0	1
<b>Alls</b>	<b>677</b>	<b>43</b>	<b>22</b>	<b>10</b>	<b>8</b>	<b>30</b>	<b>9</b>	<b>43</b>	<b>842</b>

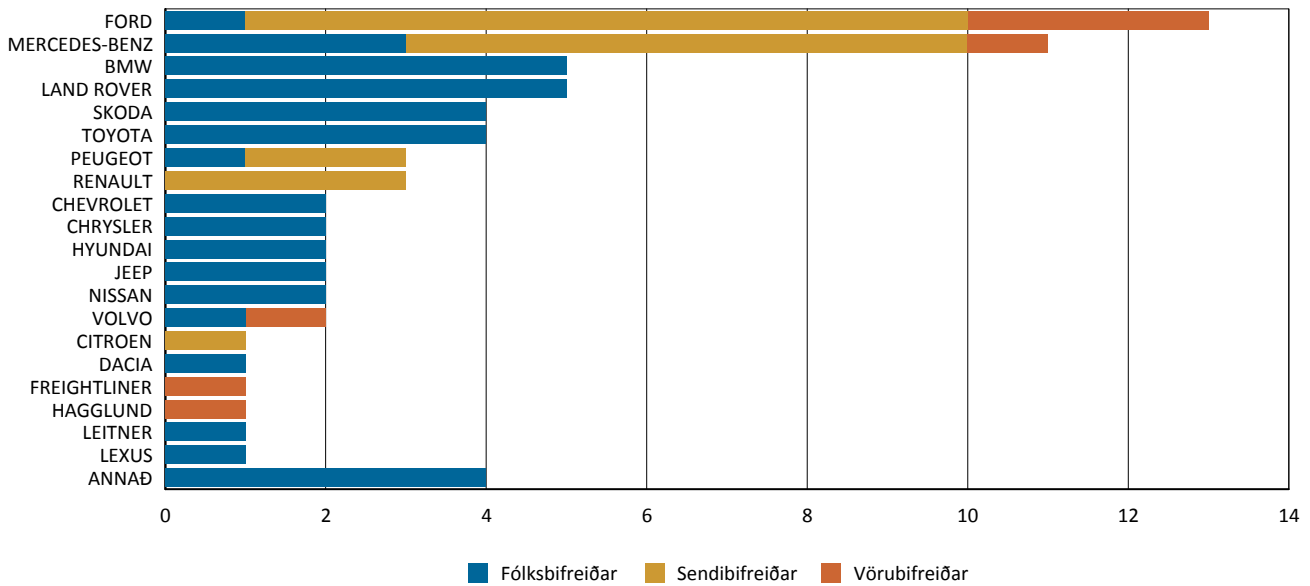
	Höfuðborgar -svæðið	Suðurnes	Vesturland	Vestfirðir	Norðurland- vestra	Norðurland- eystra	Austurland	Suðurland	Alls
ARCTIC CAT	8	0	0	2	0	4	0	2	16
ASCA	1	0	0	0	0	0	0	0	1
AUDI	9	0	1	0	0	0	0	0	10
BMW	8	0	0	0	0	0	1	1	10
BMW I	1	0	0	0	0	0	0	0	1
CAN-AM	1	0	0	0	0	0	0	0	1
CHEVROLET	16	3	0	1	0	1	1	2	24
CHRYSLER	1	0	0	0	0	0	0	0	1
CITROEN	8	0	0	0	0	1	0	1	10
CLAAS	0	0	0	0	1	0	0	0	1
COMBI CAMP	1	0	0	0	0	0	0	0	1
DACIA	12	3	2	0	1	3	0	1	22
FENDT	0	0	1	0	0	0	0	0	1
FORD	40	0	0	0	0	1	0	0	41
GMC	2	0	0	0	0	0	0	0	2
HENGIVAGN	3	0	0	0	0	0	1	0	4

	Höfuðborgar -svæðið	Suðurnes	Vesturland	Vestfirðir	Norðurland- vestra	Norðurland- eystra	Austurland	Suðurland	Alls
HONDA	23	3	1	0	0	0	0	0	27
HUMBAUR	1	1	0	0	0	0	0	0	2
HYUNDAI	17	2	1	0	0	0	1	0	21
IPS	1	0	0	0	0	0	0	0	1
ISUZU	1	0	0	0	0	0	0	0	1
IVECO	6	0	0	0	0	0	0	0	6
JAGUAR LAND ROVER	4	1	0	0	0	0	0	1	6
JAGUAR LAND ROVER LI	4	0	0	0	0	1	0	0	5
JEEP	0	3	0	0	0	0	0	0	3
JOHN DEERE	0	0	0	0	0	0	0	1	1
KIA	58	4	1	3	0	0	0	4	70
MAN	3	0	0	0	0	0	0	0	3
MASSEY FERGUSON	0	0	0	0	2	0	0	1	3
MAZDA	39	2	2	0	0	0	0	2	45
MERCEDES-BENZ	35	1	0	0	0	0	0	0	36
MINI	8	0	1	0	0	0	1	1	11
NISSAN	23	3	0	1	0	0	0	0	27
OPEL	5	0	0	0	0	0	0	0	5
PEUGEOT	4	1	3	0	0	0	0	1	9
POLARIS	8	0	0	0	0	3	1	2	14
PORSCHE	3	0	0	0	0	0	0	1	4
RAGNAR VALSSON	1	0	0	0	0	0	0	0	1
RENAULT	64	1	0	0	0	0	0	2	67
SCAN TIP	0	0	0	0	0	0	1	0	1
SCANIA	2	0	0	0	0	0	0	0	2
SCHMITZ	1	0	0	0	0	0	0	0	1
SKI-DOO	4	1	0	0	0	0	0	0	5
SKODA	18	2	2	1	0	1	0	2	26
SUBARU	13	0	1	0	0	2	0	0	16
SUZUKI	4	0	0	0	0	0	0	0	4
TESLA MOTORS	2	0	0	0	0	0	0	0	2
TOYOTA	153	10	4	1	3	8	0	13	192
V OG P	1	0	0	0	0	0	0	0	1
VALTRA	0	0	0	0	1	1	0	2	4
VÍKURVAGN	1	0	0	0	0	0	0	0	1
VOLKSWAGEN	47	2	1	0	0	1	1	2	54
VOLVO	12	0	0	0	0	1	1	0	14
YAMAHA	0	0	0	1	0	2	0	1	4
ZETOR	0	0	1	0	0	0	0	0	1
<b>Alls</b>	<b>677</b>	<b>43</b>	<b>22</b>	<b>10</b>	<b>8</b>	<b>30</b>	<b>9</b>	<b>43</b>	<b>842</b>

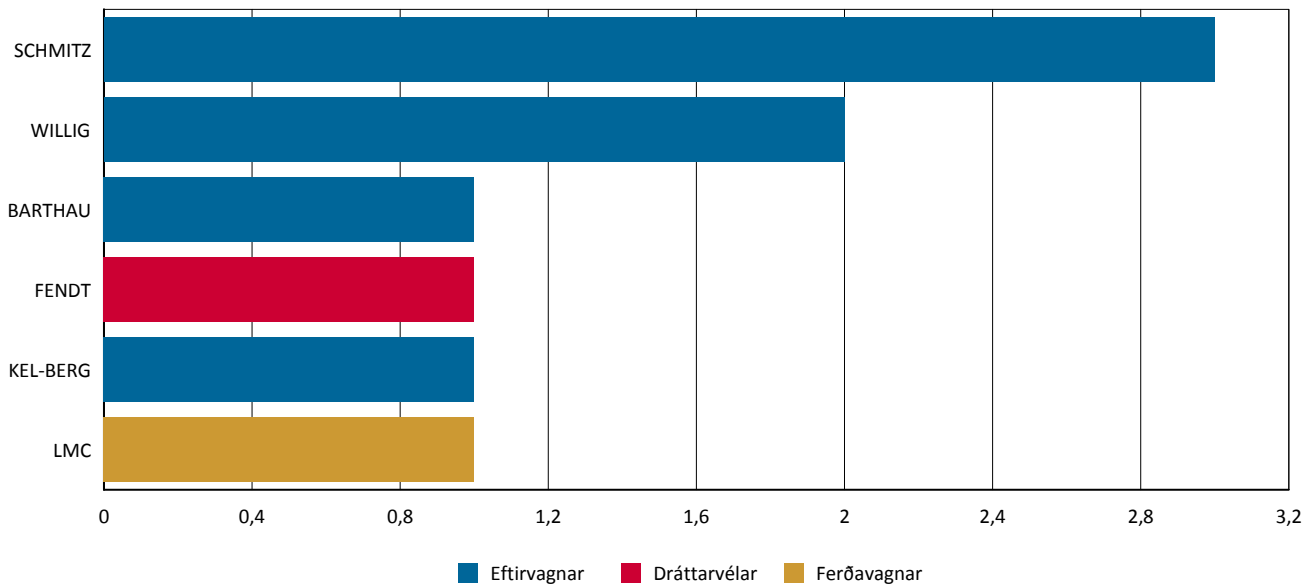
## Nýskráning notaðra ökutæki eftir tegund

Tímabil: 1.1.2015 - 31.1.2015

## Topp 20



## Topp 20



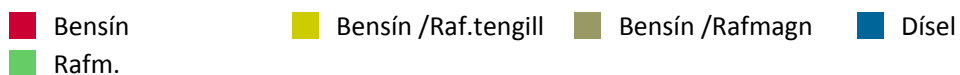
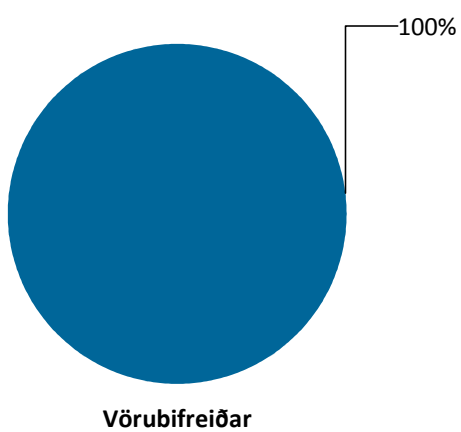
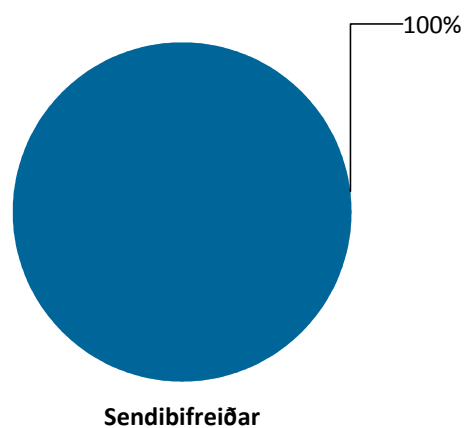
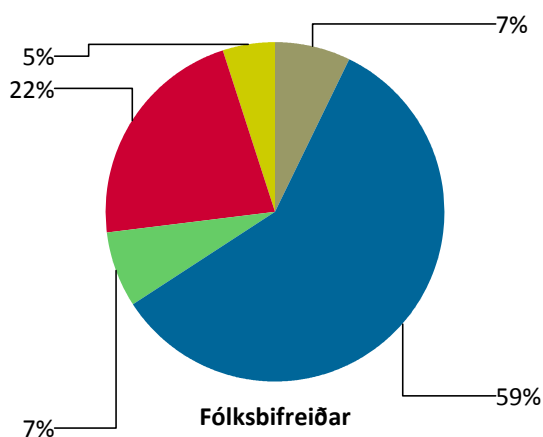
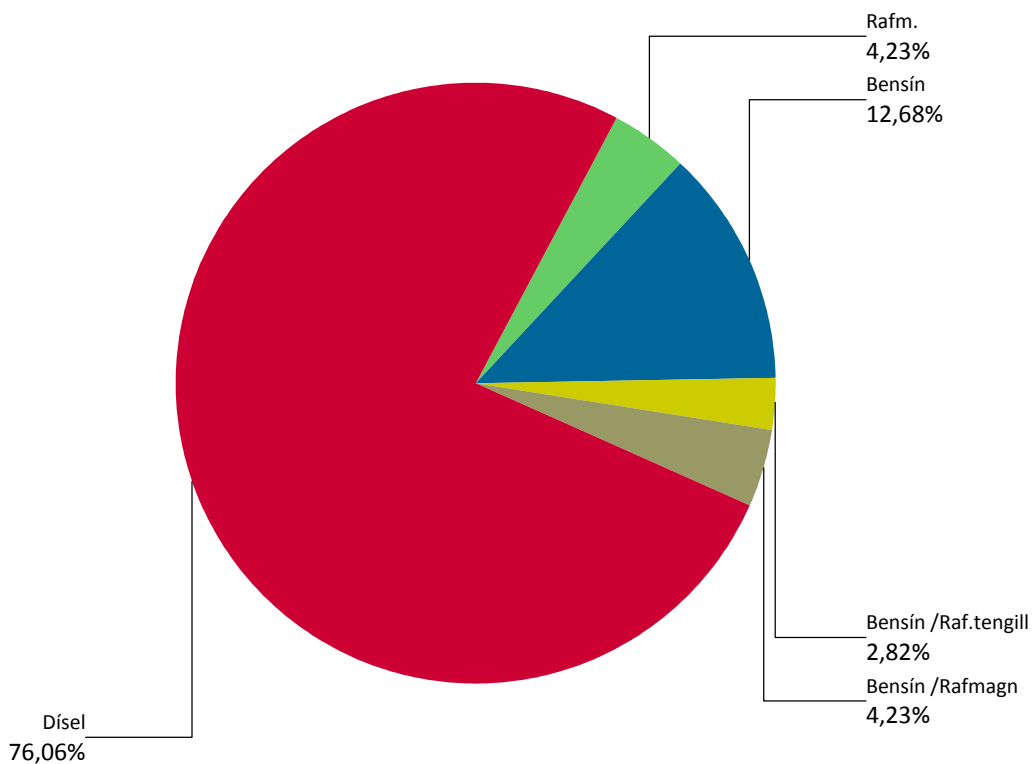
	Fólksbílfreiðar	Sendibílfreiðar	Vörubílfreiðar	Alls
BMW	5	0	0	5
CHEVROLET	2	0	0	2
CHRYSLER	2	0	0	2
CITROEN	0	1	0	1
DACIA	1	0	0	1
FORD	1	9	3	13
FREIGHTLINER	0	0	1	1
HAGGLUND	0	0	1	1
HYUNDAI	2	0	0	2
JEEP	2	0	0	2
LAND ROVER	5	0	0	5
LEITNER	1	0	0	1
LEXUS	1	0	0	1
MERCEDES-BENZ	3	7	1	11
NISSAN	2	0	0	2
PEUGEOT	1	2	0	3

	Fólksbífreiðar	Sendibífreiðar	Vörubífreiðar	Alls
PONTIAC	1	0	0	1
RENAULT	0	3	0	3
SKODA	4	0	0	4
SUZUKI	1	0	0	1
TESLA MOTORS	1	0	0	1
TOYOTA	4	0	0	4
VOLKSWAGEN	1	0	0	1
VOLVO	1	0	1	2
<b>Alls</b>	<b>41</b>	<b>22</b>	<b>7</b>	<b>70</b>

	Dráttarvélar	Eftirvagnar	Ferðavagnar	Alls
BARTHAU	0	1	0	1
FENDT	1	0	0	1
KEL-BERG	0	1	0	1
LMC	0	0	1	1
SCHMITZ	0	3	0	3
WILLIG	0	2	0	2
<b>Alls</b>	<b>1</b>	<b>7</b>	<b>1</b>	<b>9</b>

### Nýskráning notaðra ökutækja eftir orkugjafa

Dagsetning: 1.1.2015 - 31.1.2015



**Fólksbifreiðar**

	Bensín	Bensín /Raf.ten	Bensín /Rafmag	Dísel	Rafm.	Alls
BMW	1	0	0	4	0	5
CHEVROLET	0	2	0	0	0	2
CHRYSLER	2	0	0	0	0	2
DACIA	0	0	0	1	0	1
FORD	1	0	0	0	0	1
HYUNDAI	2	0	0	0	0	2
JEEP	0	0	0	2	0	2
LAND ROVER	0	0	0	5	0	5
LEITNER	1	0	0	0	0	1
LEXUS	0	0	1	0	0	1
MERCEDES-BENZ	1	0	0	2	0	3
NISSAN	0	0	0	0	2	2
PEUGEOT	0	0	0	1	0	1
PONTIAC	1	0	0	0	0	1
SKODA	0	0	0	4	0	4
SUZUKI	0	0	0	1	0	1
TESLA MOTORS	0	0	0	0	1	1
TOYOTA	0	0	2	2	0	4
VOLKSWAGEN	0	0	0	1	0	1
VOLVO	0	0	0	1	0	1
<b>Alls</b>	<b>9</b>	<b>2</b>	<b>3</b>	<b>24</b>	<b>3</b>	<b>41</b>

**Sendibifreiðar**

	Dísel	Alls
CITROEN	1	1
FORD	9	9
MERCEDES-BENZ	7	7
PEUGEOT	2	2
RENAULT	3	3
<b>Alls</b>	<b>22</b>	<b>22</b>

**Vörubifreiðar**

	Dísel	Alls
FORD	3	3
FREIGHTLINER	1	1
HAGGLUND	1	1
MERCEDES-BENZ	1	1
VOLVO	1	1
<b>Alls</b>	<b>7</b>	<b>7</b>

**Dráttarvélar**

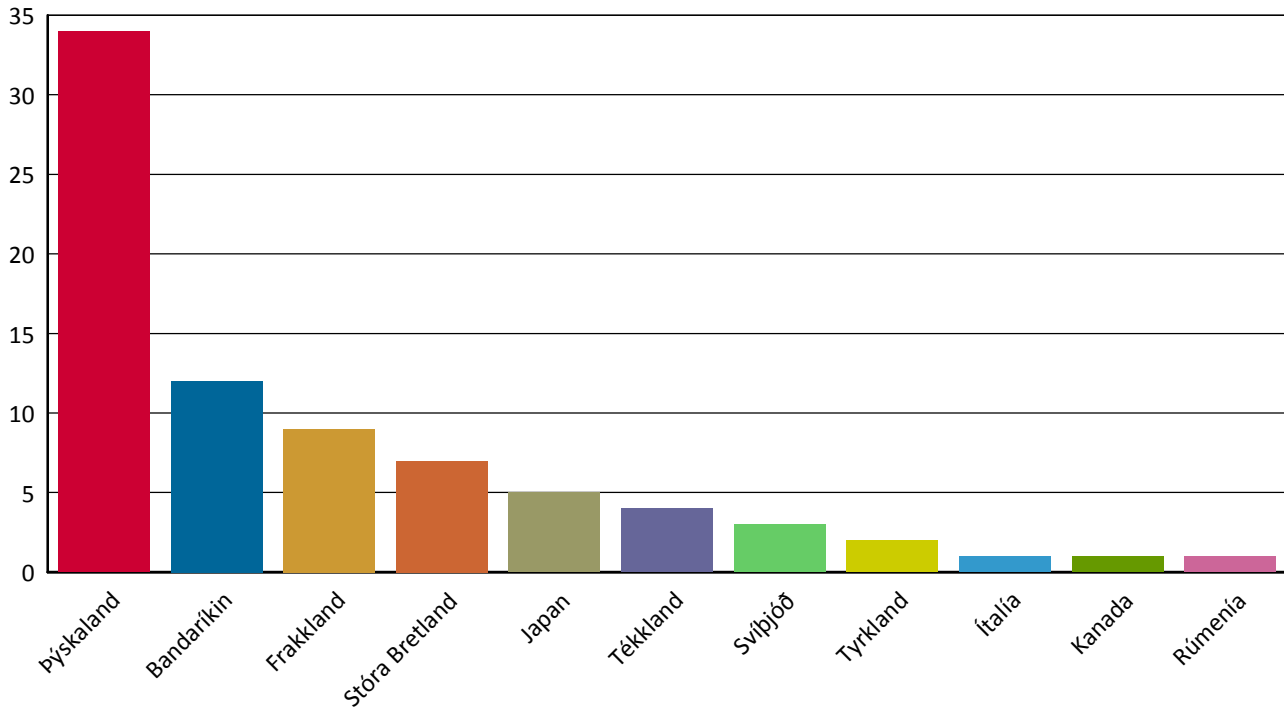
	Dísel	Alls
FENDT	1	1
<b>Alls</b>	<b>1</b>	<b>1</b>



## Nýskráning notaðra ökutækja eftir framleiðslulöndum

Tímabil: 1.1.2015 - 31.1.2015

## Topp 20



	Fólksbifreiðar	Sendibifreiðar	Vörubifreiðar	Alls
Bandaríkin	8	0	4	12
Frakkland	3	6	0	9
Ítalía	1	0	0	1
Japan	5	0	0	5
Kanada	1	0	0	1
Rúmenía	1	0	0	1
Stóra Bretland	6	0	0	6
Svíþjóð	1	0	2	3
Tékkland	4	0	0	4
Tyrkland	2	0	0	2
Þýskaland	9	16	1	26
<b>Alls</b>	<b>41</b>	<b>22</b>	<b>7</b>	<b>70</b>

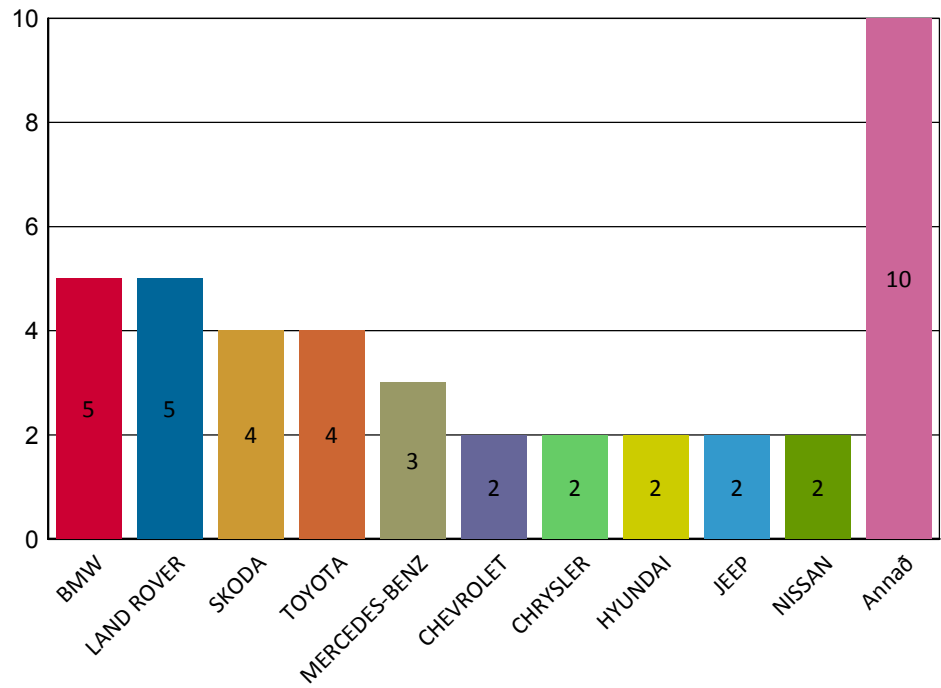
	Dráttarvélar	Eftirvagnar	Ferðavagnar	Alls
Stóra Bretland	0	1	0	1
Þýskaland	1	6	1	8
<b>Alls</b>	<b>1</b>	<b>7</b>	<b>1</b>	<b>9</b>

## Nýskráning notaðra ökutækja - Topp 10 fólksbifreiðar

Tímabil: 1.1.2015 - 31.1.2015

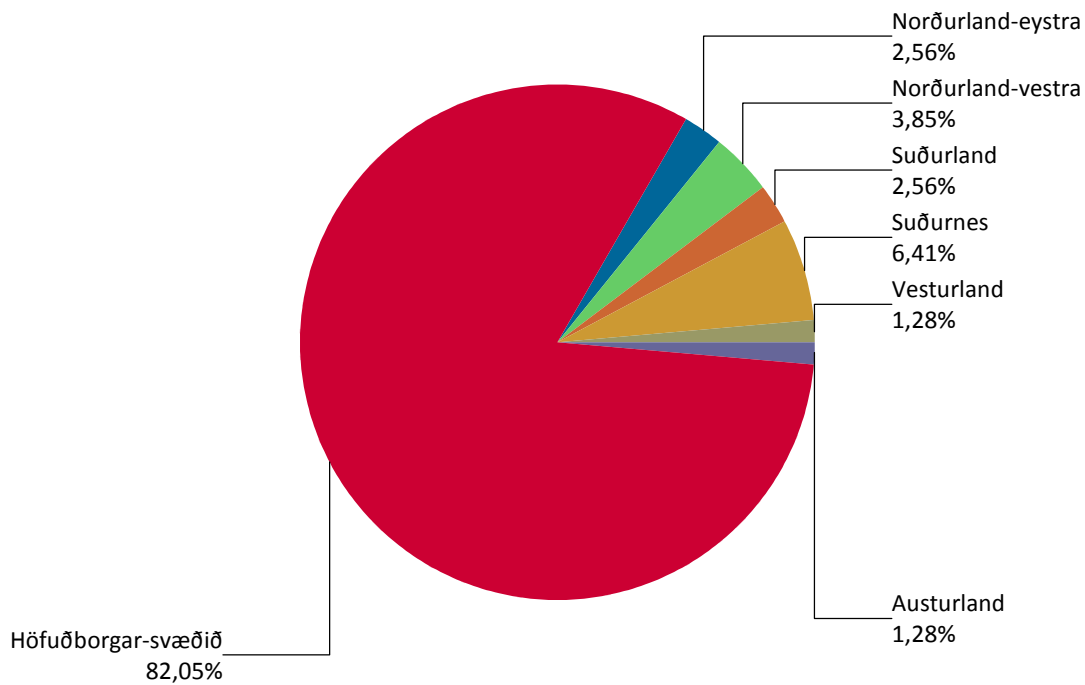
## Topp 10

Fólksbifreiðar	
BMW	5
LAND ROVER	5
SKODA	4
TOYOTA	4
MERCEDES-BENZ	3
CHEVROLET	2
CHRYSLER	2
HYUNDAI	2
JEEP	2
NISSAN	2



## Nýskráning notaðra ökutækja eftir landshlutum

Dagsetning: 1.1.2015 - 31.1.2015



	Höfuðborgar-svæðið	Suðurnes	Vesturland	Norðurland-vestra	Norðurland-eystra	Austurland	Suðurland	Alls
Fólksbifreiðar	35	2	0	0	1	1	1	40
Sendibifreiðar	17	3	0	1	0	0	1	22
Vörubifreiðar	5	0	1	1	0	0	0	7
Dráttarvélar	0	0	0	0	1	0	0	1
Eftirvagnar	7	0	0	0	0	0	0	7
Ferðavagnar	0	0	0	1	0	0	0	1
<b>Alls</b>	<b>64</b>	<b>5</b>	<b>1</b>	<b>3</b>	<b>2</b>	<b>1</b>	<b>2</b>	<b>78</b>

	Höfuðborgar-svæðið	Suðurnes	Vesturland	Norðurland-vestra	Norðurland-eystra	Austurland	Suðurland	Alls
BARTHAU	1	0	0	0	0	0	0	1
BMW	4	1	0	0	0	0	0	5
CHEVROLET	1	0	0	0	0	1	0	2
CHRYSLER	2	0	0	0	0	0	0	2
CITROEN	0	0	0	1	0	0	0	1
DACIA	1	0	0	0	0	0	0	1
FENDT	0	0	0	0	1	0	0	1
FORD	11	0	0	1	0	0	1	13
FREIGHTLINER	1	0	0	0	0	0	0	1
HAGGLUND	1	0	0	0	0	0	0	1
HYUNDAI	2	0	0	0	0	0	0	2
JEEP	1	0	0	0	0	0	0	1
KEL-BERG	1	0	0	0	0	0	0	1
LAND ROVER	5	0	0	0	0	0	0	5
LEITNER	1	0	0	0	0	0	0	1
LEXUS	1	0	0	0	0	0	0	1
LMC	0	0	0	1	0	0	0	1
MERCEDES-BENZ	8	2	0	0	0	0	1	11
NISSAN	2	0	0	0	0	0	0	2
PEUGEOT	1	2	0	0	0	0	0	3

	Höfuðborgar -svæðið	Suðurnes	Vesturland	Norðurland- vestra	Norðurland- eystra	Austurland	Suðurland	Alls
PONTIAC	0	0	0	0	1	0	0	1
RENAULT	3	0	0	0	0	0	0	3
SCHMITZ	3	0	0	0	0	0	0	3
SKODA	4	0	0	0	0	0	0	4
SUZUKI	1	0	0	0	0	0	0	1
TESLA MOTORS	1	0	0	0	0	0	0	1
TOYOTA	4	0	0	0	0	0	0	4
VOLKSWAGEN	1	0	0	0	0	0	0	1
VOLVO	1	0	1	0	0	0	0	2
WILLIG	2	0	0	0	0	0	0	2
<b>Alls</b>	<b>64</b>	<b>5</b>	<b>1</b>	<b>3</b>	<b>2</b>	<b>1</b>	<b>2</b>	<b>78</b>