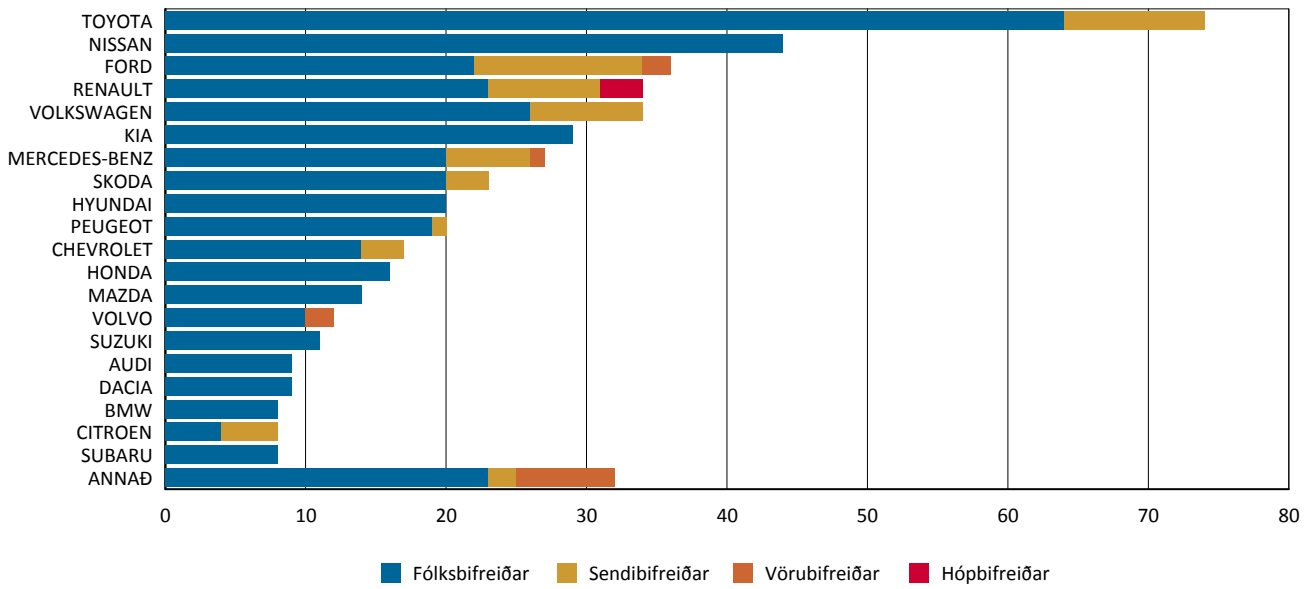


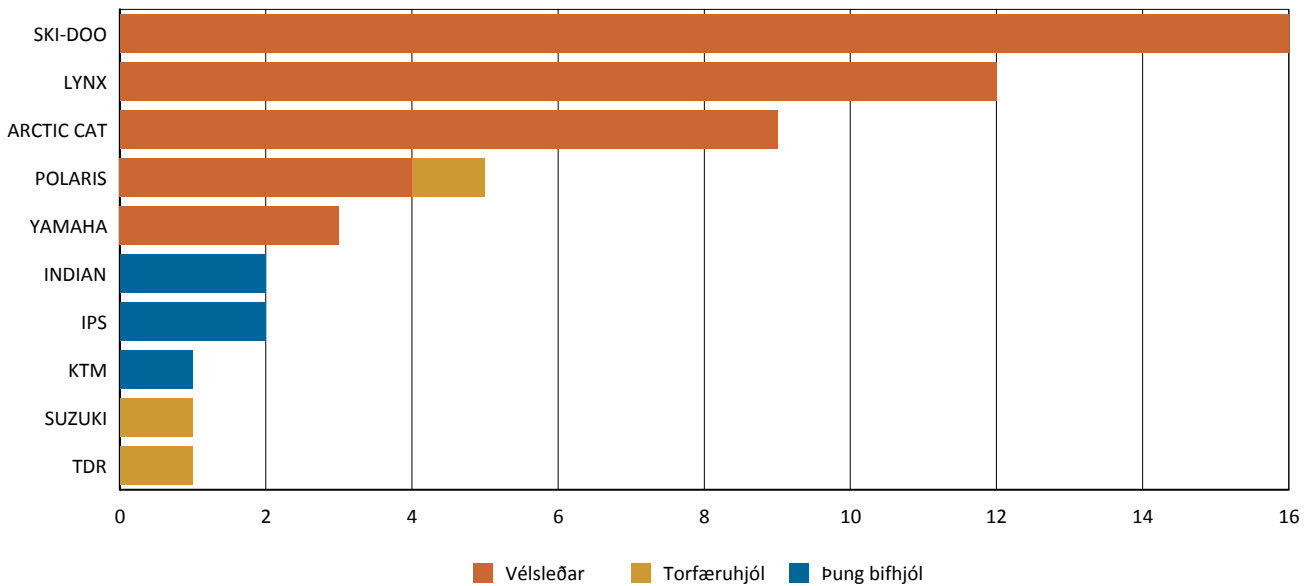
Nýskráning nýrra ökutæki eftir tegund

Tímabil: 1.11.2014 - 30.11.2014

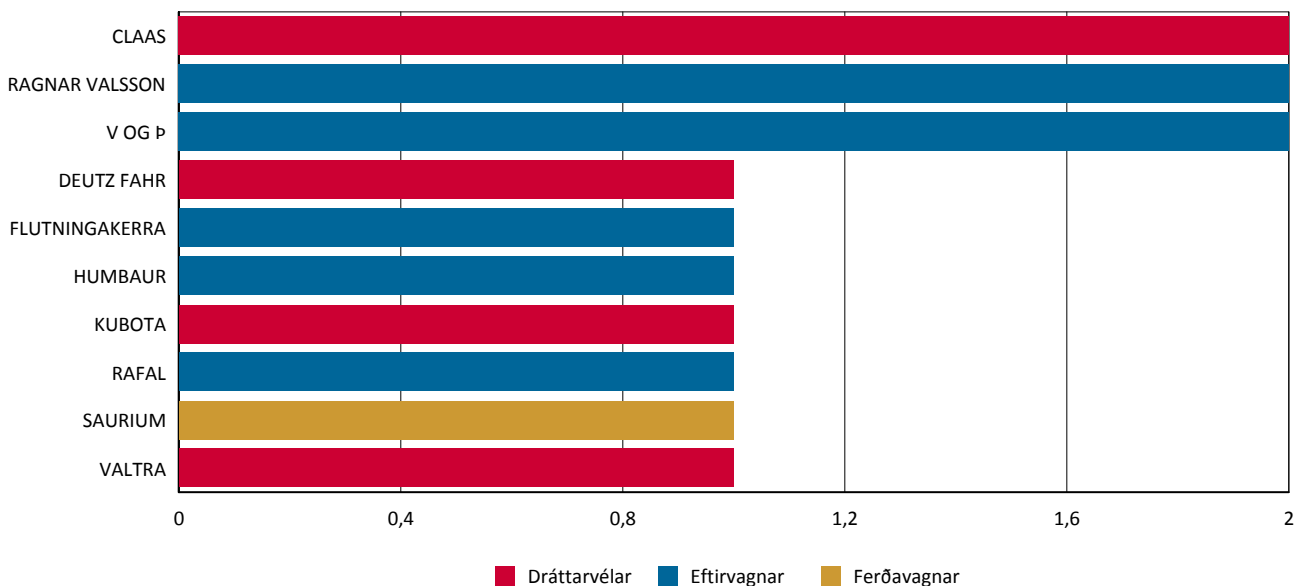
Topp 20



Topp 20



Topp 20



	Fólksbifreiðar	Hópbifreiðar	Sendibifreiðar	Vörubifreiðar	Alls
AUDI	9	0	0	0	9
BMW	8	0	0	0	8
CHEVROLET	14	0	3	0	17
CITROEN	4	0	4	0	8
DACIA	9	0	0	0	9
FORD	22	0	12	2	36
GMC	0	0	0	1	1
HONDA	16	0	0	0	16
HYUNDAI	20	0	0	0	20
ISUZU	0	0	2	0	2
IVECO	0	0	0	2	2
JAGUAR LAND ROVER	2	0	0	0	2
JAGUAR LAND ROVER	2	0	0	0	2
KIA	29	0	0	0	29
LEXUS	3	0	0	0	3
MAN	0	0	0	3	3
MAZDA	14	0	0	0	14
MERCEDES-BENZ	20	0	6	1	27
MITSUBISHI	7	0	0	0	7
NISSAN	44	0	0	0	44
OPEL	3	0	0	0	3
PEUGEOT	19	0	1	0	20
PORSCHE	4	0	0	0	4
RENAULT	23	3	8	0	34
SCANIA	0	0	0	1	1
SKODA	20	0	3	0	23
SSANGYONG	2	0	0	0	2
SUBARU	8	0	0	0	8
SUZUKI	11	0	0	0	11
TOYOTA	64	0	10	0	74
VOLKSWAGEN	26	0	8	0	34
VOLVO	10	0	0	2	12
Alls	413	3	57	12	485

	Þung bifhjól	Torfæruhjól	Vélsleðar	Alls
ARCTIC CAT	0	0	9	9
INDIAN	2	0	0	2
IPS	2	0	0	2
KTM	1	0	0	1
LYNX	0	0	12	12
POLARIS	0	1	4	5
SKI-DOO	0	0	16	16
SUZUKI	0	1	0	1
TDR	0	1	0	1
YAMAHA	0	0	3	3
Alls	5	3	44	52

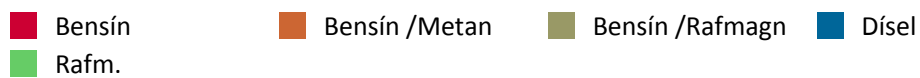
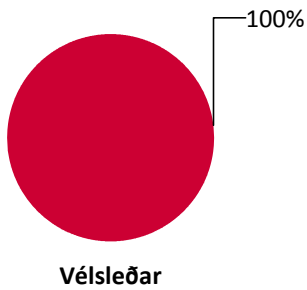
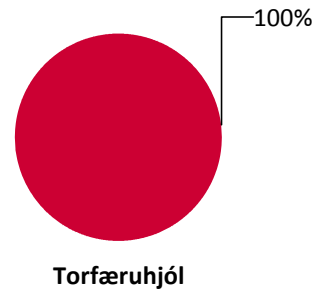
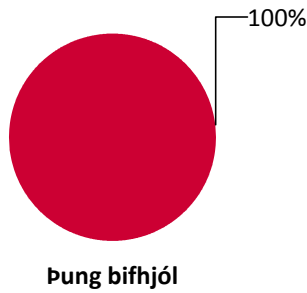
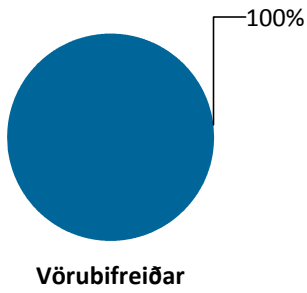
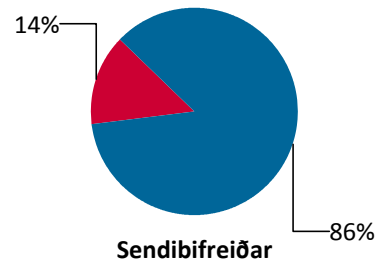
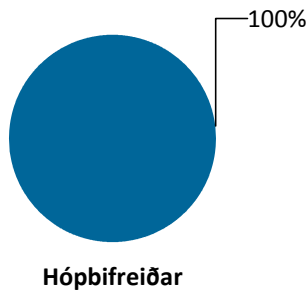
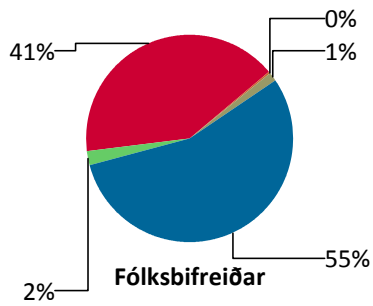
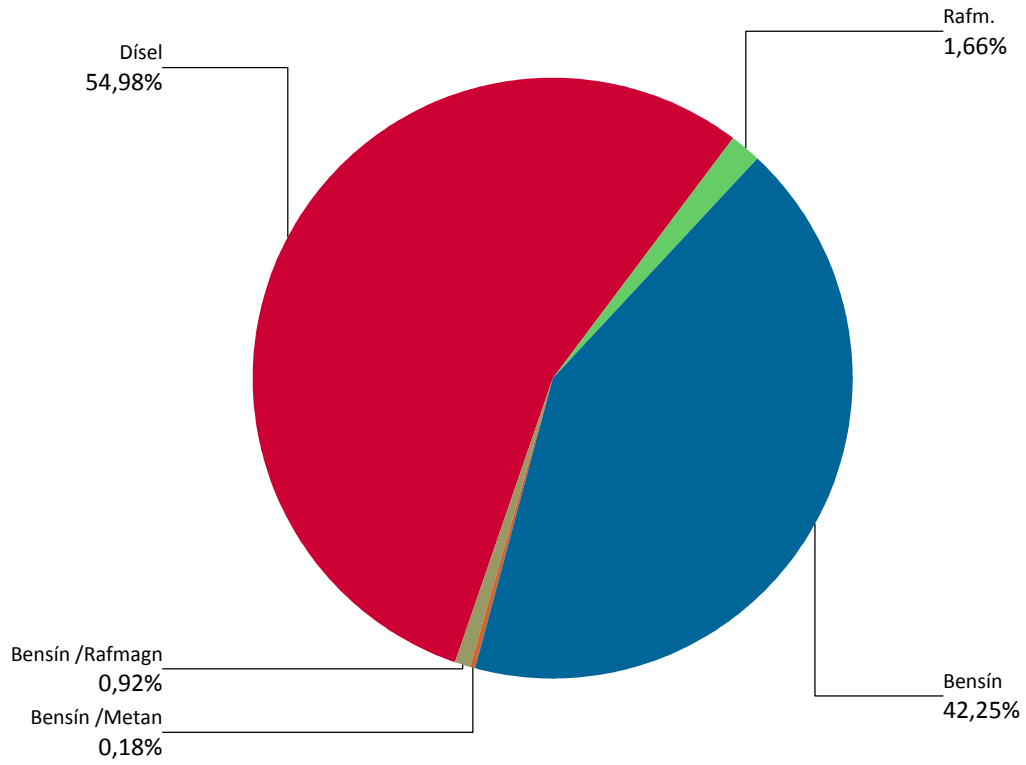
	Dráttarvélar	Eftirvagnar	Ferðavagnar	Alls
CLAAS	2	0	0	2
DEUTZ FAHR	1	0	0	1
FLUTNINGAKERRA	0	1	0	1
HUMBAUR	0	1	0	1
KUBOTA	1	0	0	1
RAFAL	0	1	0	1
RAGNAR VALSSON	0	2	0	2
SAURIUM	0	0	1	1

Heimilt er að birta einstaka niðurstöður úr þessari skýrslu ef heimilda er getið. Ekki er heimilt að afrita skýrsluna, hvorki að hluta né í heild sinni, til dreifingar.

	Dráttarvélar	Eftirvagnar	Ferðavagnar	Alls
V OG Þ	0	2	0	2
VALTRA	1	0	0	1
Alls	5	7	1	13

Nýskráning nýrra ökutækja eftir orkugjafa

Dagsetning: 1.11.2014 - 30.11.2014



Fólksbifreiðar

	Bensín	Bensín /Metan	Bensín /Rafmag	Dísel	Rafm.	Alls
AUDI	2	0	0	7	0	9
BMW	0	0	0	8	0	8
CHEVROLET	8	0	0	6	0	14
CITROEN	3	0	0	1	0	4
DACIA	0	0	0	9	0	9
FORD	19	0	0	3	0	22
HONDA	12	0	0	4	0	16
HYUNDAI	8	0	0	12	0	20
JAGUAR LAND ROVE	0	0	0	2	0	2
JAGUAR LAND ROVE	0	0	0	2	0	2
KIA	0	0	0	28	1	29
LEXUS	3	0	0	0	0	3
MAZDA	13	0	0	1	0	14
MERCEDES-BENZ	3	0	0	17	0	20
MITSUBISHI	2	0	4	1	0	7
NISSAN	4	0	0	34	6	44
OPEL	2	0	0	1	0	3
PEUGEOT	12	0	0	7	0	19
PORSCHE	0	0	0	4	0	4
RENAULT	5	0	0	18	0	23
SKODA	3	0	0	17	0	20
SSANGYONG	0	0	0	2	0	2
SUBARU	7	0	0	1	0	8
SUZUKI	11	0	0	0	0	11
TOYOTA	33	0	1	30	0	64
VOLKSWAGEN	19	1	0	4	2	26
VOLVO	0	0	0	10	0	10
Alls	169	1	5	229	9	413

Hópbifreiðar

	Dísel	Alls
RENAULT	3	3
Alls	3	3

Sendibifreiðar

	Bensín	Dísel	Alls
CHEVROLET	3	0	3
CITROEN	0	4	4
FORD	0	12	12
ISUZU	0	2	2
MERCEDES-BENZ	0	6	6
PEUGEOT	0	1	1
RENAULT	2	6	8
SKODA	0	3	3
TOYOTA	2	8	10
VOLKSWAGEN	1	7	8
Alls	8	49	57

Vörubifreiðar

	Dísel	Alls
FORD	2	2
GMC	1	1
IVECO	2	2
MAN	3	3
MERCEDES-BENZ	1	1
SCANIA	1	1
VOLVO	2	2
Alls	12	12

Pung bifhjól

	Bensín	Alls
INDIAN	2	2
IPS	2	2
KTM	1	1
Alls	5	5

Torfæruhjól

	Bensín	Alls
POLARIS	1	1
SUZUKI	1	1
TDR	1	1
Alls	3	3

Vélsleðar

	Bensín	Alls
ARCTIC CAT	9	9
LYNX	12	12
POLARIS	4	4
SKI-DOO	16	16
YAMAHA	3	3
Alls	44	44

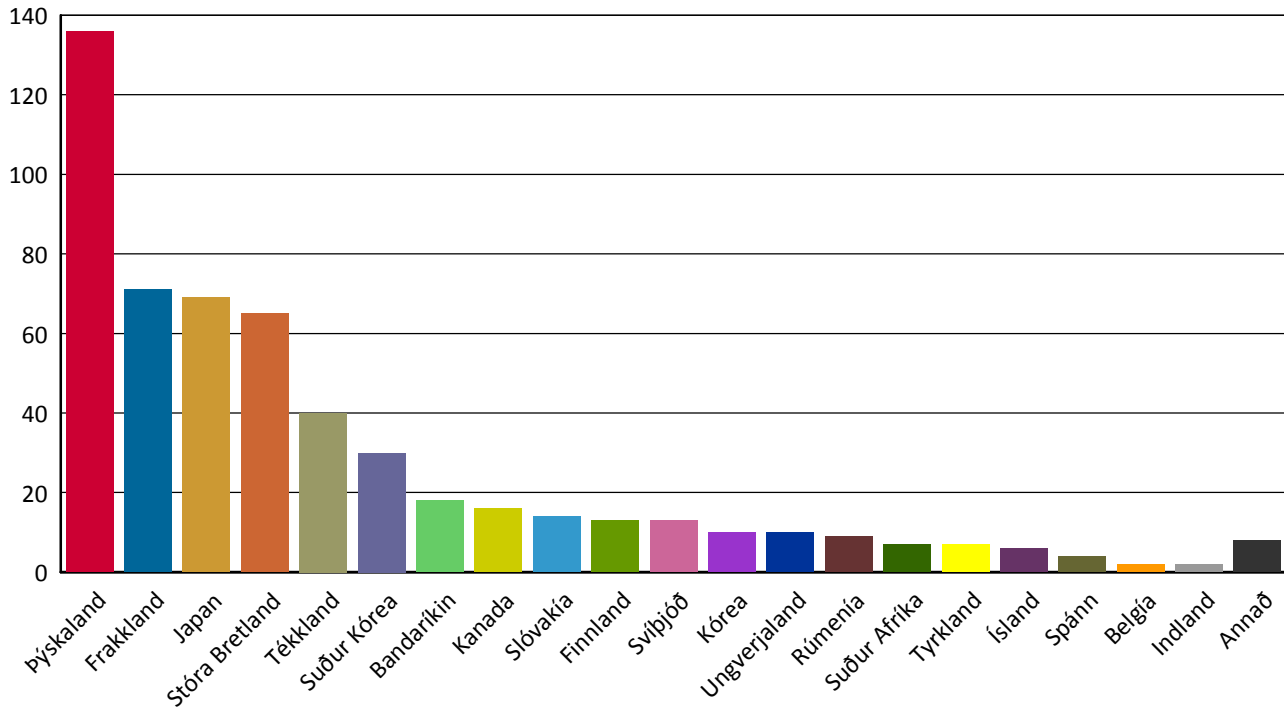
Dráttarvélar

	Dísel	Alls
CLAAS	2	2
DEUTZ FAHR	1	1
KUBOTA	1	1
VALTRA	1	1
Alls	5	5

Nýskráning nýrra ökutækja eftir framleiðslulöndum

Tímabil: 1.11.2014 - 30.11.2014

Topp 20



	Fólksbifreiðar	Hópbifreiðar	Sendibifreiðar	Vörubifreiðar	Alls
Bandaríkin	1	0	0	3	4
Belgía	1	0	1	0	2
Frakkland	53	3	13	0	69
Indland	2	0	0	0	2
Ítalía	0	0	0	1	1
Japan	68	0	0	0	68
Kórea	7	0	3	0	10
Rúmenía	9	0	0	0	9
Slóvakía	14	0	0	0	14
Spánn	4	0	0	0	4
Stóra Bretland	61	0	0	0	61
Suður Afríka	0	0	7	0	7
Suður Kórea	30	0	0	0	30
Svíþjóð	10	0	0	3	13
Taíland	0	0	2	0	2
Tékkland	33	0	5	0	38
Tyrkland	7	0	0	0	7
Ungverjaland	10	0	0	0	10
Þýskaland	103	0	26	5	134
Alls	413	3	57	12	485

	Þung bífhjól	Torfæruhjól	Vélsleðar	Alls
Austurríki	1	0	0	1
Bandaríkin	2	0	12	14
Finnland	0	0	12	12
Kanada	0	0	16	16
Kína	0	1	0	1
Stóra Bretland	0	0	4	4
Taiwan	0	2	0	2
Tékkland	2	0	0	2
Alls	5	3	44	52

Heimilt er að birta einstaka niðurstöður úr þessari skýrslu ef heimilda er getið. Ekki er heimilt að afrita skýrsluna, hvorki að hluta né í heild sinni, til dreifingar.

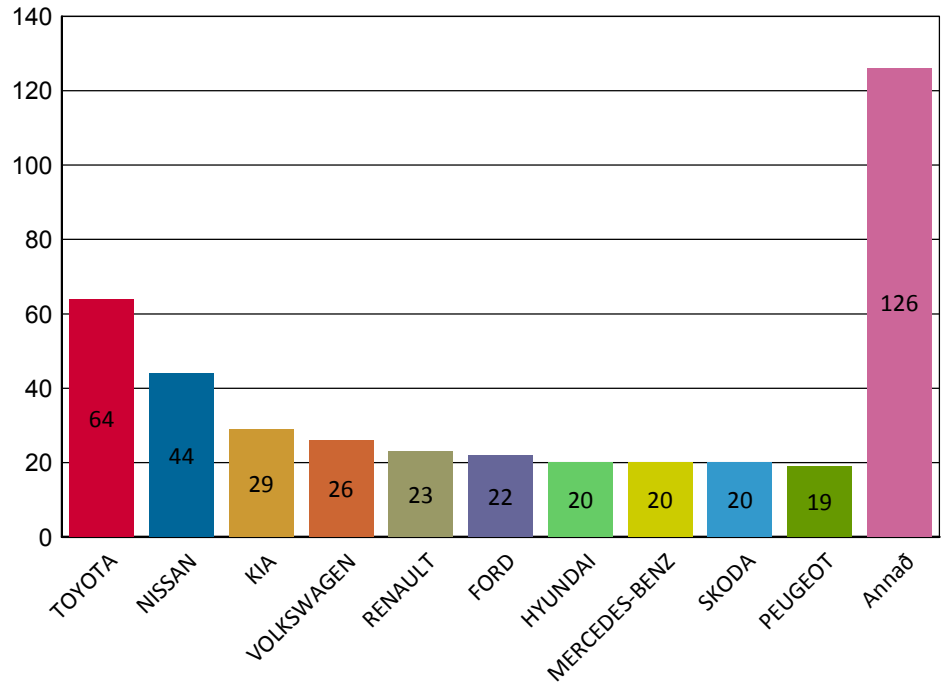
	Dráttarvélar	Eftirvagnar	Ferðavagnar	Alls
Finnland	1	0	0	1
Frakkland	2	0	0	2
Ísland	0	6	0	6
Japan	1	0	0	1
Portúgal	0	0	1	1
Þýskaland	1	1	0	2
Alls	5	7	1	13

Nýskráning nýrra ökutækja - Topp 10 fólksbifreiðar

Tímabil: 1.11.2014 - 30.11.2014

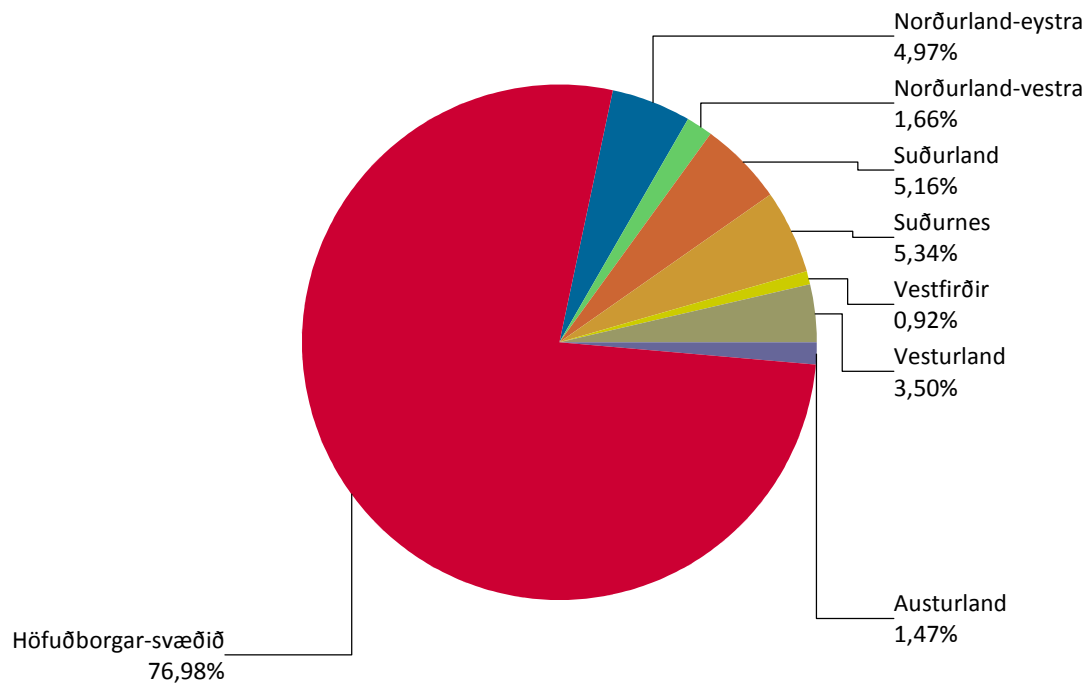
Topp 10

Fólksbifreiðar	
TOYOTA	64
NISSAN	44
KIA	29
VOLKSWAGEN	26
RENAULT	23
FORD	22
HYUNDAI	20
MERCEDES-BENZ	20
SKODA	20
PEUGEOT	19



Nýskráning nýrra ökutækja eftir landshlutum

Dagsetning: 1.11.2014 - 30.11.2014



	Höfuðborgar -svæðið	Suðurnes	Vesturland	Vestfirðir	Norðurland- vestra	Norðurland- eystra	Austurland	Suðurland	Alls
Fólksbífreiðar	317	27	13	5	4	12	5	25	408
Hópbífreiðar	3	0	0	0	0	0	0	0	3
Sendibífreiðar	47	1	2	0	1	4	1	1	57
Vörubífreiðar	9	1	2	0	0	0	0	0	12
Þung bífhjól	3	0	0	0	0	0	0	0	3
Torfæruhjól	1	0	1	0	0	1	0	0	3
Vélsleðar	33	0	0	0	3	6	2	0	44
Dráttarvélar	0	0	0	0	1	3	0	1	5
Eftirvagnar	5	0	1	0	0	0	0	1	7
Ferðavagnar	0	0	0	0	0	1	0	0	1
Alls	418	29	19	5	9	27	8	28	543

	Höfuðborgar -svæðið	Suðurnes	Vesturland	Vestfirðir	Norðurland- vestra	Norðurland- eystra	Austurland	Suðurland	Alls
ARCTIC CAT	0	0	0	0	3	4	2	0	9
AUDI	6	0	1	0	0	2	0	0	9
BMW	5	1	1	0	0	0	0	1	8
CHEVROLET	13	3	0	0	0	0	0	1	17
CITROEN	6	0	0	0	0	1	0	1	8
CLAAS	0	0	0	0	1	1	0	0	2
DACIA	6	2	0	0	1	0	0	0	9
DEUTZ FAHR	0	0	0	0	0	1	0	0	1
FLUTNINGAKERRA	1	0	0	0	0	0	0	0	1
FORD	33	1	1	0	0	1	0	0	36
GMC	0	0	1	0	0	0	0	0	1
HONDA	10	4	1	1	0	0	0	0	16
HUMBAUR	1	0	0	0	0	0	0	0	1
HYUNDAI	15	0	0	2	1	1	1	0	20
IPS	2	0	0	0	0	0	0	0	2
ISUZU	0	0	1	0	0	1	0	0	2

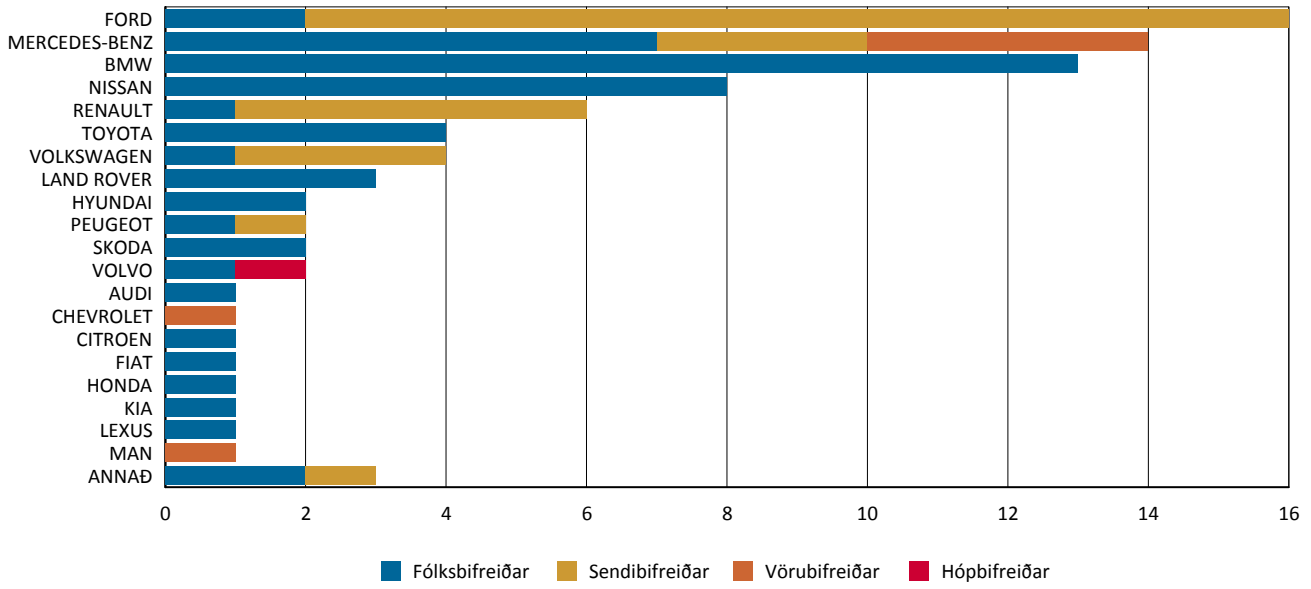
Heimilt er að birta einstaka niðurstöður úr þessari skýrslu ef heimilda er getið. Ekki er heimilt að afrita skýrsluna, hvorki að hluta né í heild sinni, til dreifingar.

	Höfuðborgar -svæðið	Suðurnes	Vesturland	Vestfirðir	Norðurland- vestra	Norðurland- eystra	Austurland	Suðurland	Alls
IVECO	2	0	0	0	0	0	0	0	2
JAGUAR LAND ROVER	2	0	0	0	0	0	0	0	2
JAGUAR LAND ROVER LI	1	0	0	0	1	0	0	0	2
KIA	23	3	1	0	0	0	0	2	29
KTM	1	0	0	0	0	0	0	0	1
KUBOTA	0	0	0	0	0	1	0	0	1
LEXUS	3	0	0	0	0	0	0	0	3
LYNX	12	0	0	0	0	0	0	0	12
MAN	3	0	0	0	0	0	0	0	3
MAZDA	10	1	0	0	1	0	1	1	14
MERCEDES-BENZ	25	2	0	0	0	0	0	0	27
MITSUBISHI	3	0	0	0	0	2	0	2	7
NISSAN	33	3	5	1	0	0	0	2	44
OPEL	2	1	0	0	0	0	0	0	3
PEUGEOT	17	2	1	0	0	0	0	0	20
POLARIS	4	0	0	0	0	1	0	0	5
PORSCHE	4	0	0	0	0	0	0	0	4
RAFAL	1	0	0	0	0	0	0	0	1
RAGNAR VALSSON	1	0	1	0	0	0	0	0	2
RENAULT	31	1	0	0	0	0	1	1	34
SAURIUM	0	0	0	0	0	1	0	0	1
SCANIA	0	0	1	0	0	0	0	0	1
SKI-DOO	16	0	0	0	0	0	0	0	16
SKODA	17	0	0	0	0	1	1	4	23
SSANGYONG	1	0	1	0	0	0	0	0	2
SUBARU	4	0	1	0	0	1	0	2	8
SUZUKI	6	2	0	0	0	3	0	1	12
TDR	0	0	1	0	0	0	0	0	1
TOYOTA	56	3	0	1	0	2	1	6	69
V OG P	1	0	0	0	0	0	0	1	2
VALTRA	0	0	0	0	0	0	0	1	1
VOLKSWAGEN	29	0	1	0	1	0	1	2	34
VOLVO	10	0	0	0	0	2	0	0	12
YAMAHA	2	0	0	0	0	1	0	0	3
Alls	418	29	19	5	9	27	8	28	543

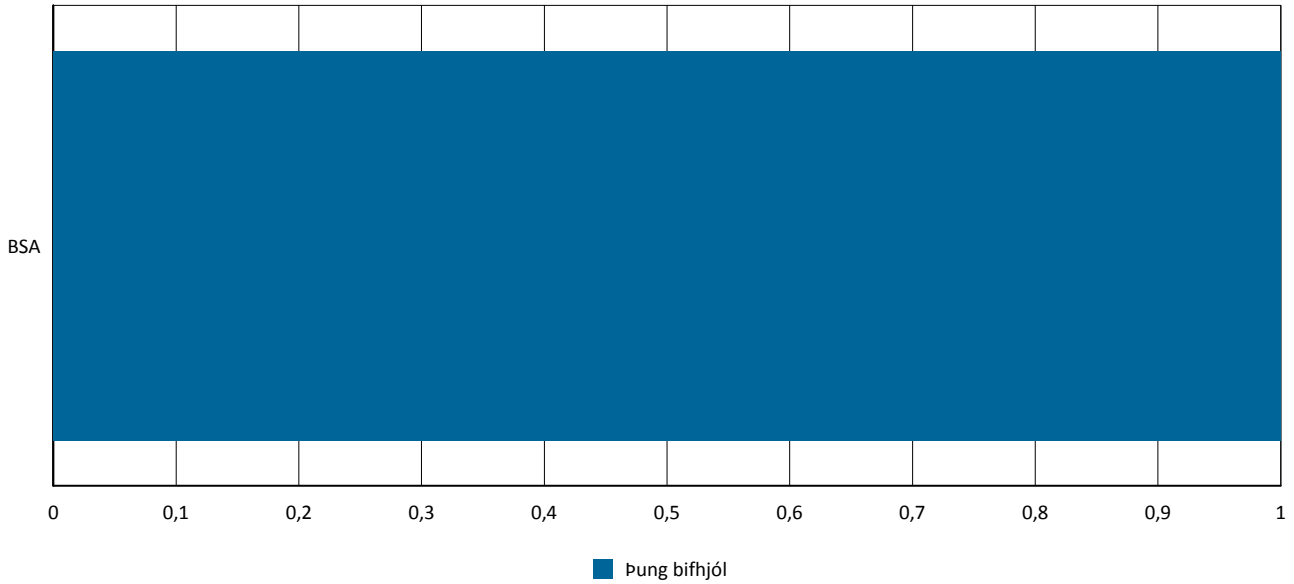
Nýskráning notaðra ökutæki eftir tegund

Tímabil: 1.11.2014 - 30.11.2014

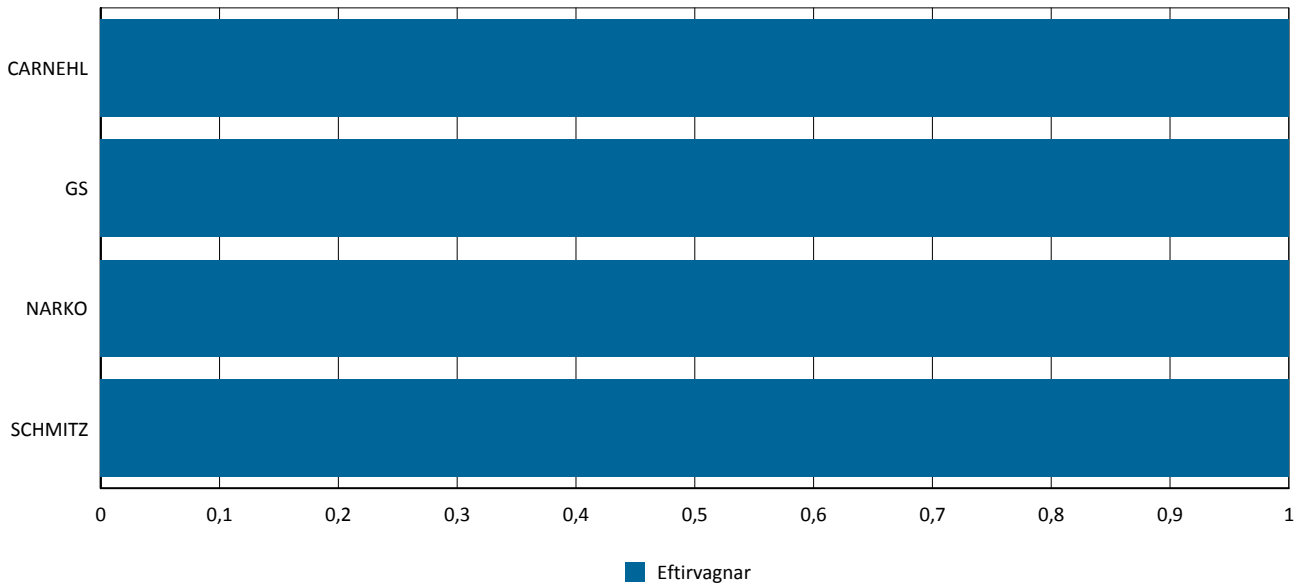
Topp 20



Topp 20



Topp 20



	Fólksbífreiddar	Hópbífreiddar	Sendibífreiddar	Vörubífreiddar	Alls
AUDI	1	0	0	0	1
BMW	13	0	0	0	13
CHEVROLET	0	0	0	1	1
CITROEN	1	0	0	0	1
FIAT	1	0	0	0	1
FORD	2	0	14	0	16
HONDA	1	0	0	0	1
HYUNDAI	2	0	0	0	2
KIA	1	0	0	0	1
LAND ROVER	3	0	0	0	3
LEXUS	1	0	0	0	1
MAN	0	0	0	1	1
MERCEDES BENZ	0	0	1	0	1
MERCEDES-BENZ	7	0	3	4	14
NISSAN	8	0	0	0	8
PEUGEOT	1	0	1	0	2
RENAULT	1	0	5	0	6
SAAB	1	0	0	0	1
SEAT	1	0	0	0	1
SKODA	2	0	0	0	2
TOYOTA	4	0	0	0	4
VOLKSWAGEN	1	0	3	0	4
VOLVO	1	1	0	0	2
Alls	53	1	27	6	87

Þung bifhjól Alls


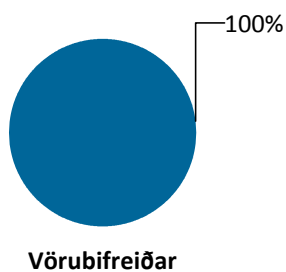
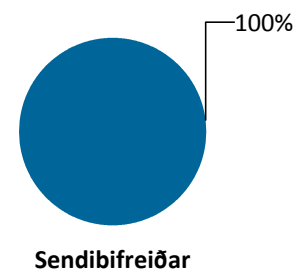
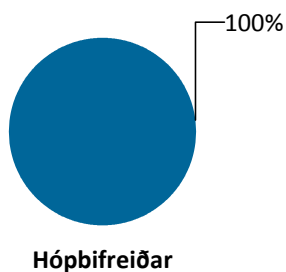
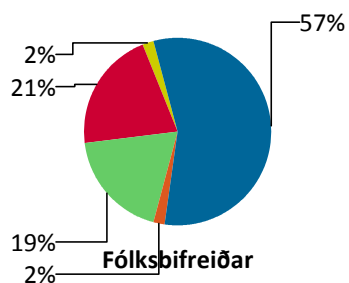
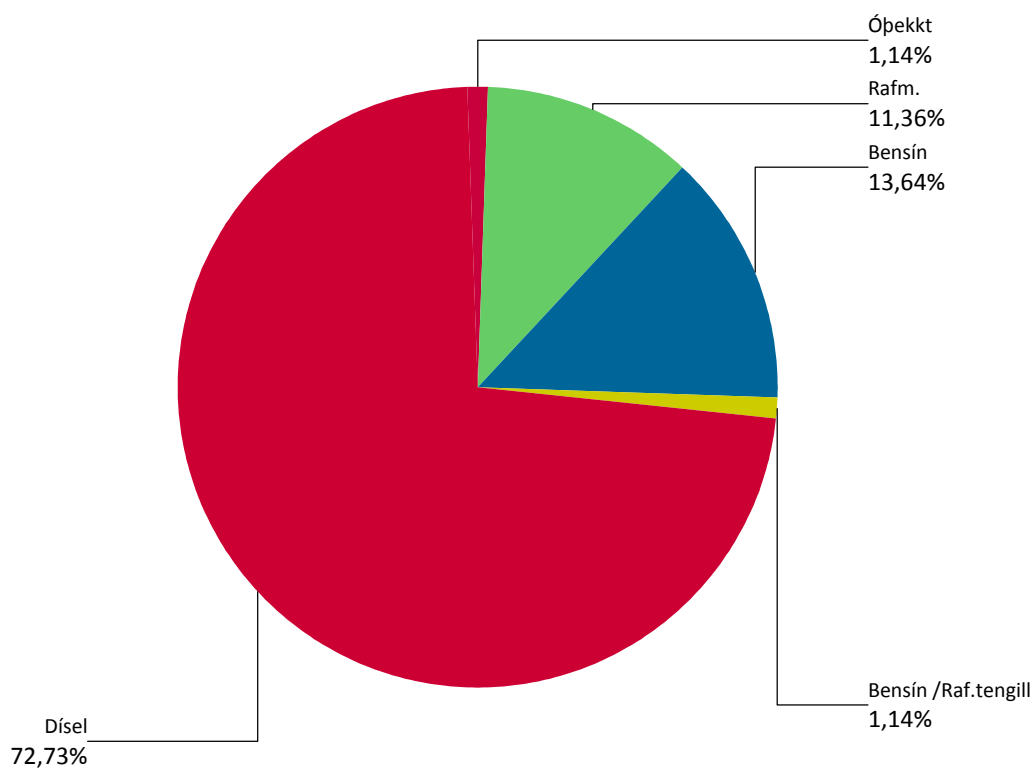
BSA	1	1
Alls	1	1

Eftirvagnar Alls

CARNEHL	1	1
GS	1	1
NARKO	1	1
SCHMITZ	1	1
Alls	4	4

Nýskráning notaðra ökutækja eftir orkugjafa

Dagsetning: 1.11.2014 - 30.11.2014



■ Bensín
■ Rafm.

■ Bensín /Raf.tengill ■ Dísel

■ Óþekkt

Fólksbifreiðar

	Bensín	Bensín /Raf.ten	Dísel	Rafm.	Óþekkt	Alls
AUDI	0	0	1	0	0	1
BMW	0	0	13	0	0	13
CITROEN	0	0	1	0	0	1
FIAT	0	0	1	0	0	1
FORD	0	1	0	1	0	2
HONDA	0	0	0	0	1	1
HYUNDAI	1	0	1	0	0	2
KIA	0	0	1	0	0	1
LAND ROVER	0	0	3	0	0	3
LEXUS	1	0	0	0	0	1
MERCEDES-BENZ	1	0	6	0	0	7
NISSAN	0	0	0	8	0	8
PEUGEOT	0	0	0	1	0	1
RENAULT	1	0	0	0	0	1
SAAB	1	0	0	0	0	1
SEAT	1	0	0	0	0	1
SKODA	0	0	2	0	0	2
TOYOTA	4	0	0	0	0	4
VOLKSWAGEN	1	0	0	0	0	1
VOLVO	0	0	1	0	0	1
Alls	11	1	30	10	1	53

Hópbifreiðar

	Dísel	Alls
VOLVO	1	1
Alls	1	1

Sendibifreiðar

	Dísel	Alls
FORD	14	14
MERCEDES BENZ	1	1
MERCEDES-BENZ	3	3
PEUGEOT	1	1
RENAULT	5	5
VOLKSWAGEN	3	3
Alls	27	27

Vörubifreiðar

	Dísel	Alls
CHEVROLET	1	1
MAN	1	1
MERCEDES-BENZ	4	4
Alls	6	6

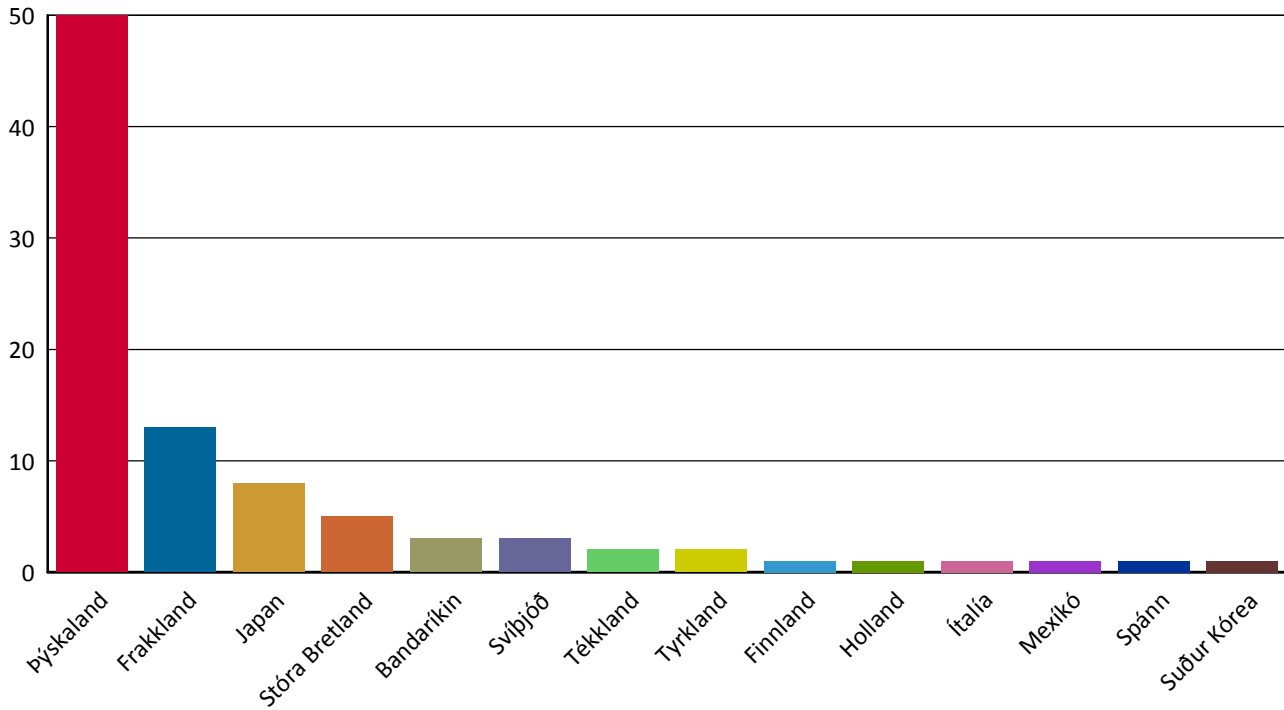
Pung bifhjól

	Bensín	Alls
BSA	1	1
Alls	1	1

Nýskráning notaðra ökutækja eftir framleiðslulöndum

Tímabil: 1.11.2014 - 30.11.2014

Topp 20



	Fólksbifreiðar	Hópbifreiðar	Sendibifreiðar	Vörubifreiðar	Alls
Bandaríkin	2	0	0	1	3
Frakkland	7	0	6	0	13
Ítalía	1	0	0	0	1
Japan	8	0	0	0	8
Mexíkó	1	0	0	0	1
Spánn	1	0	0	0	1
Stóra Bretland	4	0	0	0	4
Suður Kórea	1	0	0	0	1
Svíþjóð	2	1	0	0	3
Tékkland	2	0	0	0	2
Tyrkland	2	0	0	0	2
Þýskaland	22	0	21	5	48
Alls	53	1	27	6	87

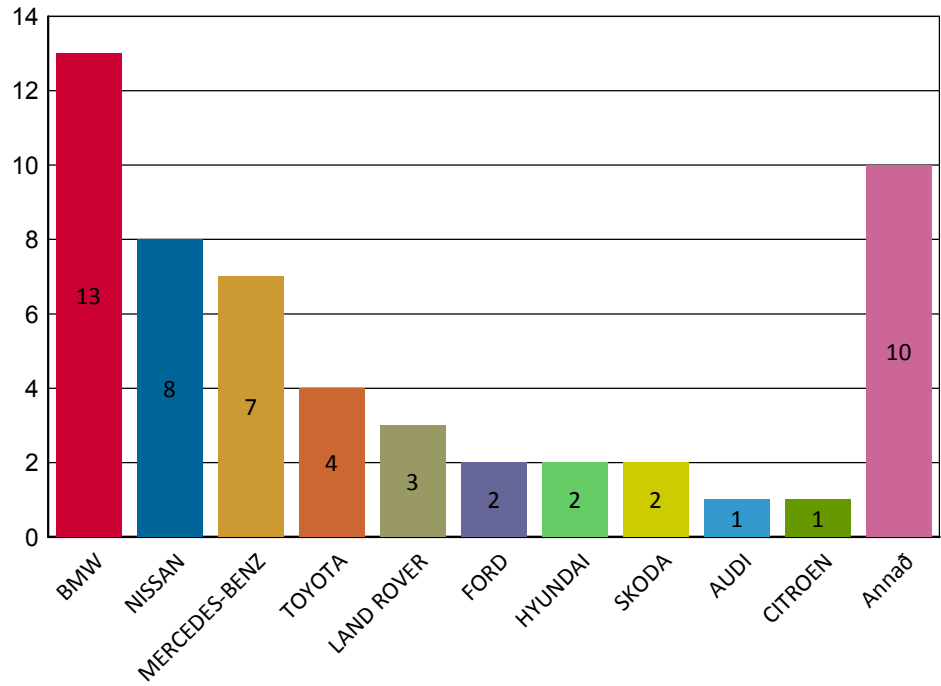
	Pung bifhjól	Alls
Stóra Bretland	1	1
Alls	1	1

	Eftirvagnar	Alls
Finnland	1	1
Holland	1	1
Þýskaland	2	2
Alls	4	4

Nýskráning notaðra ökutækja - Topp 10 fólksbifreiðar

Tímabil: 1.11.2014 - 30.11.2014

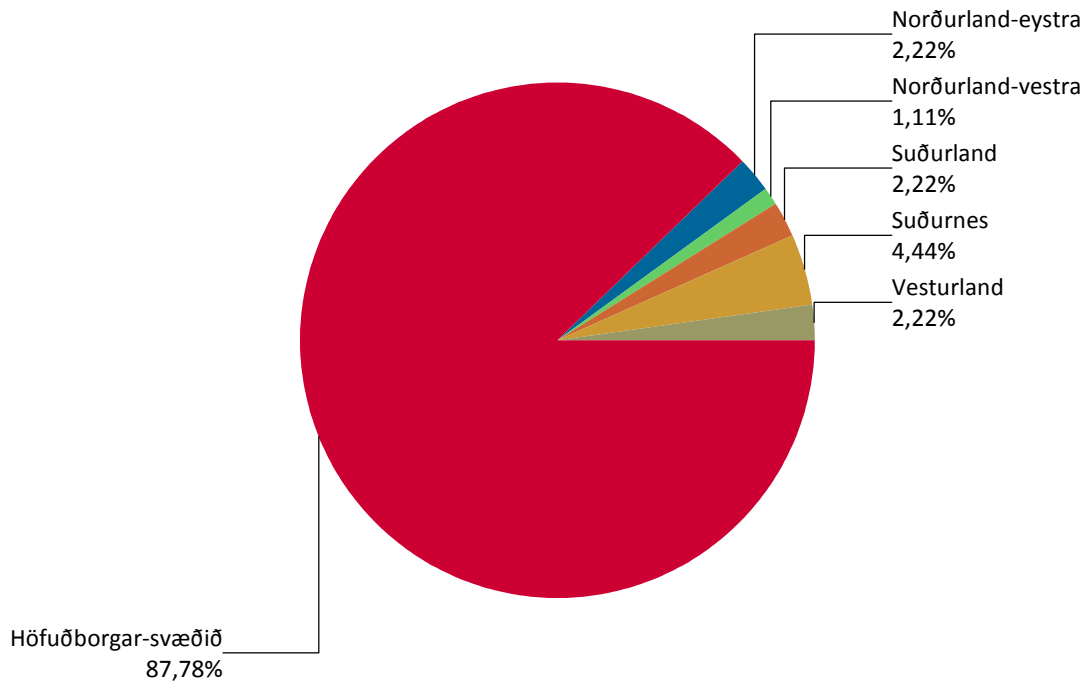
Topp 10



Fólksbifreiðar	
BMW	13
NISSAN	8
MERCEDES-BENZ	7
TOYOTA	4
LAND ROVER	3
FORD	2
HYUNDAI	2
SKODA	2
AUDI	1
CITROEN	1

Nýskráning notaðra ökutækja eftir landshlutum

Dagsetning: 1.11.2014 - 30.11.2014



	Höfuðborgar-svæðið	Suðurnes	Vesturland	Norðurland-vestra	Norðurland-eystra	Suðurland	Alls
Fólksbifreiðar	47	1	2	1	0	0	51
Hópbifreiðar	1	0	0	0	0	0	1
Sendibifreiðar	22	2	0	0	2	1	27
Vörubifreiðar	6	0	0	0	0	0	6
pung bifhjól	1	0	0	0	0	0	1
Eftirvagnar	2	1	0	0	0	1	4
Alls	79	4	2	1	2	2	90

	Höfuðborgar-svæðið	Suðurnes	Vesturland	Norðurland-vestra	Norðurland-eystra	Suðurland	Alls
AUDI	0	0	1	0	0	0	1
BMW	12	0	1	0	0	0	13
BSA	1	0	0	0	0	0	1
CARNEHL	0	0	0	0	0	1	1
CHEVROLET	1	0	0	0	0	0	1
CITROEN	1	0	0	0	0	0	1
FORD	14	0	0	0	1	1	16
GS	1	0	0	0	0	0	1
HONDA	1	0	0	0	0	0	1
HYUNDAI	2	0	0	0	0	0	2
KIA	1	0	0	0	0	0	1
LAND ROVER	3	0	0	0	0	0	3
LEXUS	1	0	0	0	0	0	1
MAN	1	0	0	0	0	0	1
MERCEDES BENZ	1	0	0	0	0	0	1
MERCEDES-BENZ	12	2	0	0	0	0	14
NARKO	1	0	0	0	0	0	1
NISSAN	8	0	0	0	0	0	8
PEUGEOT	1	1	0	0	0	0	2
RENAULT	5	0	0	1	0	0	6

	Höfuðborgar -svæðið	Suðurnes	Vesturland	Norðurland- vestra	Norðurland- eystra	Suðurland	Alls
SCHMITZ	0	1	0	0	0	0	1
SEAT	1	0	0	0	0	0	1
SKODA	2	0	0	0	0	0	2
TOYOTA	4	0	0	0	0	0	4
VOLKSWAGEN	3	0	0	0	1	0	4
VOLVO	2	0	0	0	0	0	2
Alls	79	4	2	1	2	2	90