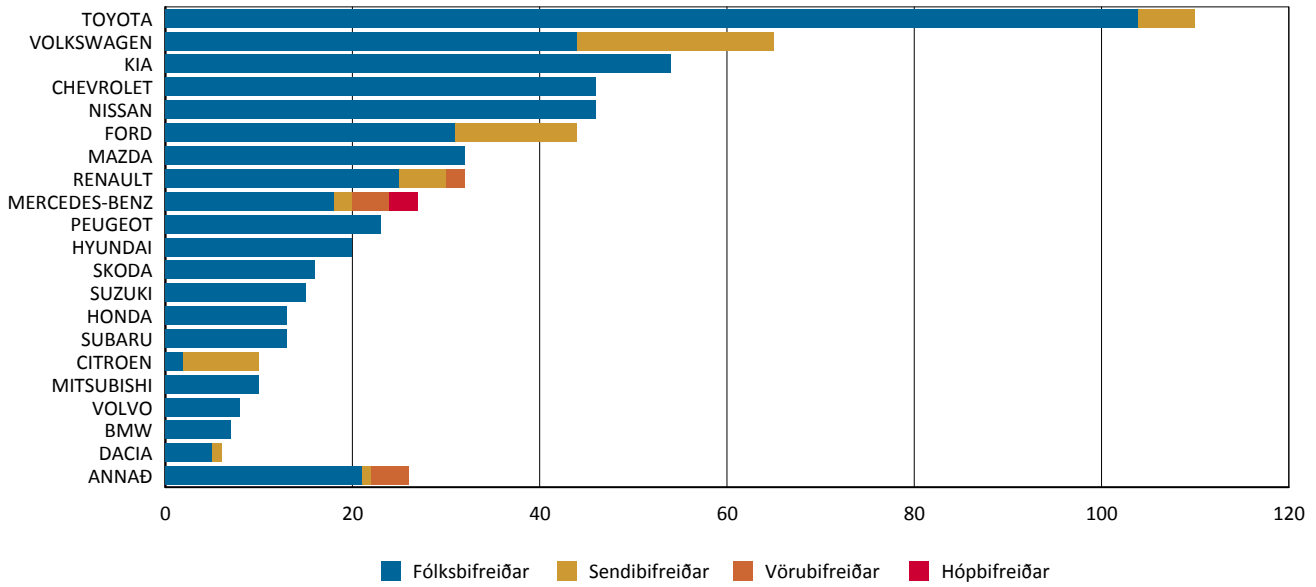


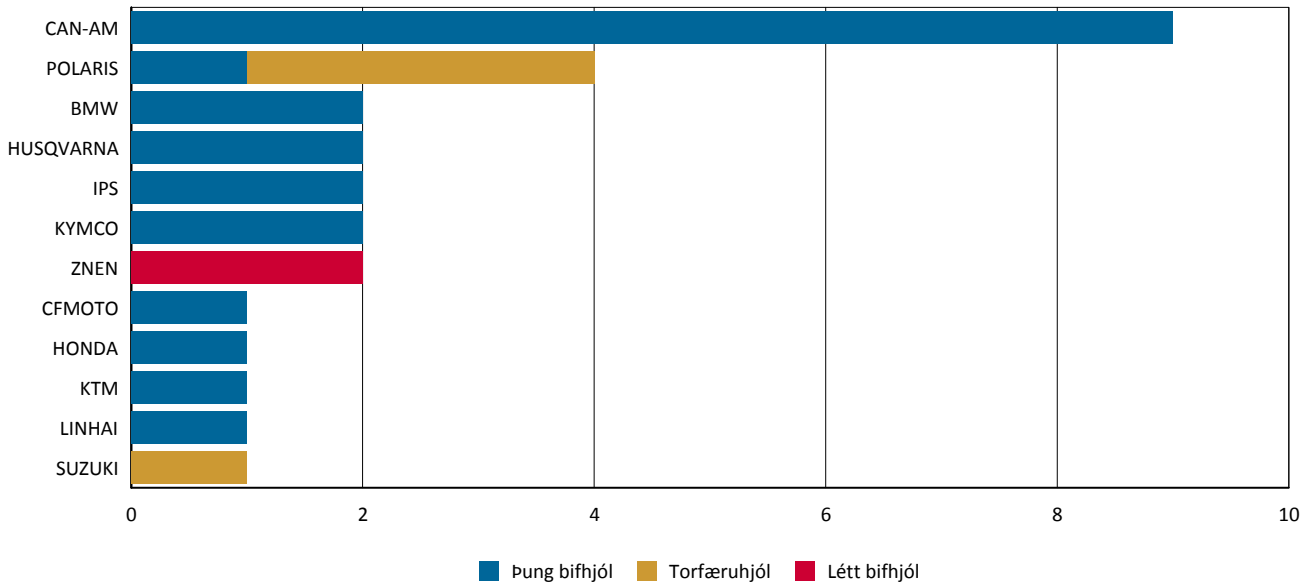
Nýskráning nýrra ökutæki eftir tegund

Tímabil: 1.9.2014 - 30.9.2014

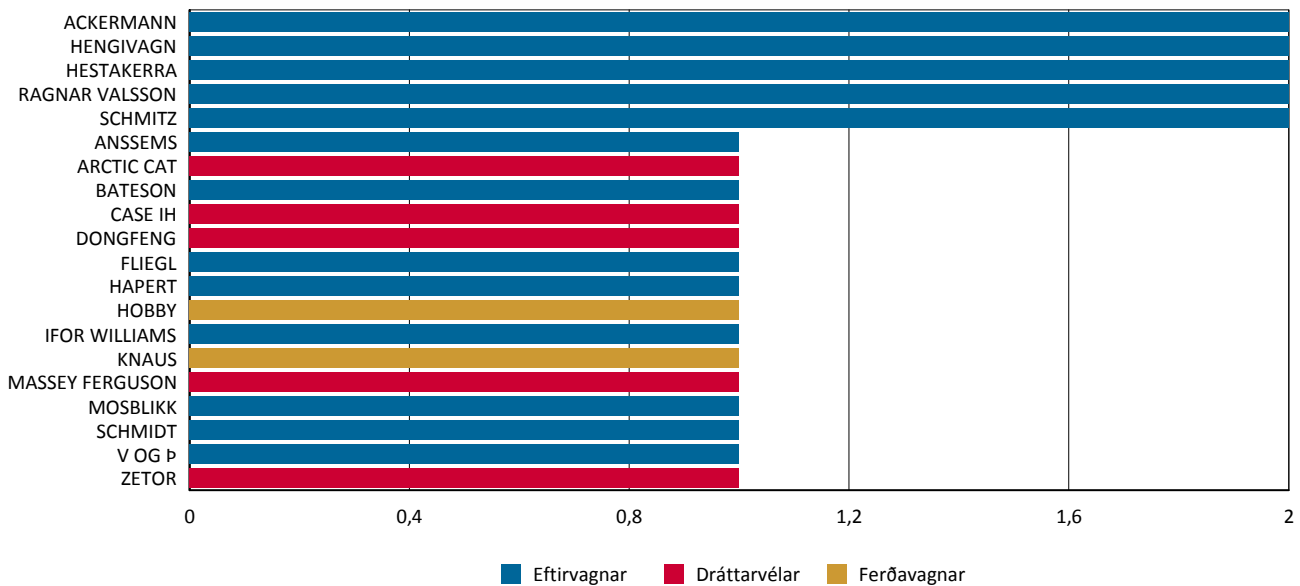
Topp 20



Topp 20



Topp 20



	Fólksbílfreiðar	Hópbílfreiðar	Sendibílfreiðar	Vörubílfreiðar	Alls
AUDI	5	0	0	0	5
BMW	7	0	0	0	7
CHEVROLET	46	0	0	0	46
CITROEN	2	0	8	0	10
DACIA	5	0	1	0	6
DODGE	1	0	0	2	3
FORD	31	0	13	0	44
GMC	0	0	0	2	2
HONDA	13	0	0	0	13
HYUNDAI	20	0	0	0	20
IVECO	0	0	1	0	1
JAGUAR LAND ROVER	1	0	0	0	1
JAGUAR LAND ROVER	5	0	0	0	5
JEEP	2	0	0	0	2
KIA	54	0	0	0	54
LEXUS	2	0	0	0	2
MAZDA	32	0	0	0	32
MERCEDES-BENZ	18	3	2	4	27
MITSUBISHI	10	0	0	0	10
NISSAN	46	0	0	0	46
PEUGEOT	23	0	0	0	23
PORSCHE	2	0	0	0	2
RENAULT	25	0	5	2	32
SKODA	16	0	0	0	16
SSANGYONG	3	0	0	0	3
SUBARU	13	0	0	0	13
SUZUKI	15	0	0	0	15
TOYOTA	104	0	6	0	110
VOLKSWAGEN	44	0	21	0	65
VOLVO	8	0	0	0	8
Alls	553	3	57	10	623

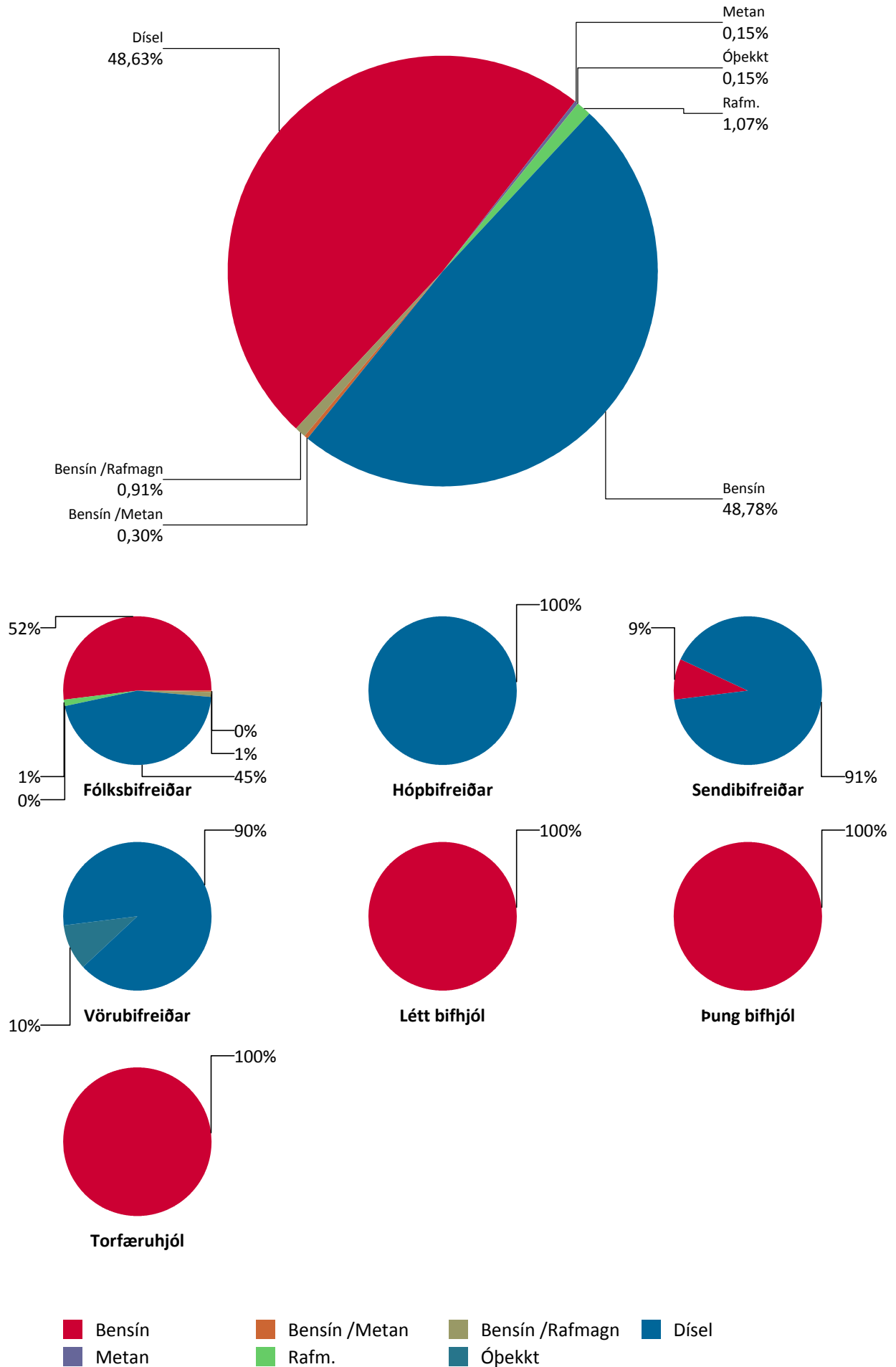
	Létt bífhjól	Þung bífhjól	Torfæruhjól	Alls
BMW	0	2	0	2
CAN-AM	0	9	0	9
CFMOTO	0	1	0	1
HONDA	0	1	0	1
HUSQVARNA	0	2	0	2
IPS	0	2	0	2
KTM	0	1	0	1
KYMCO	0	2	0	2
LINHAI	0	1	0	1
POLARIS	0	1	3	4
SUZUKI	0	0	1	1
ZNEN	2	0	0	2
Alls	2	22	4	28

	Dráttarvélur	Eftirvagnar	Ferðavagnar	Alls
ACKERMANN	0	2	0	2
ANSSEMS	0	1	0	1
ARCTIC CAT	1	0	0	1
BATESON	0	1	0	1
CASE IH	1	0	0	1
DONGFENG	1	0	0	1
FLIEGL	0	1	0	1
HAPERT	0	1	0	1

	Dráttarvélar	Eftirvagnar	Ferðavagnar	Alls
HENGIVAGN	0	2	0	2
HESTAKERRA	0	2	0	2
HOBBY	0	0	1	1
IFOR WILLIAMS	0	1	0	1
KNAUS	0	0	1	1
MASSEY FERGUSON	1	0	0	1
MOSBLIKK	0	1	0	1
RAGNAR VALSSON	0	2	0	2
SCHMIDT	0	1	0	1
SCHMITZ	0	2	0	2
V OG Þ	0	1	0	1
ZETOR	1	0	0	1
Alls	5	18	2	25

Nýskráning nýrra ökutækja eftir orkugjafa

Dagsetning: 1.9.2014 - 30.9.2014



Fólksbifreiðar

	Bensín	Bensín /Metan	Bensín /Rafmag	Dísel	Metan	Rafm.	Alls
AUDI	2	0	0	3	0	0	5
BMW	0	0	0	7	0	0	7
CHEVROLET	40	0	0	6	0	0	46
CITROEN	2	0	0	0	0	0	2
DACIA	0	0	0	5	0	0	5
DODGE	1	0	0	0	0	0	1
FORD	25	0	0	6	0	0	31
HONDA	10	0	0	3	0	0	13
HYUNDAI	8	0	0	12	0	0	20
JAGUAR LAND ROVE	0	0	0	1	0	0	1
JAGUAR LAND ROVE	0	0	0	5	0	0	5
JEEP	1	0	0	1	0	0	2
KIA	7	0	0	47	0	0	54
LEXUS	2	0	0	0	0	0	2
MAZDA	26	0	0	6	0	0	32
MERCEDES-BENZ	6	0	0	12	0	0	18
MINI	0	0	0	0	0	0	0
MINI	0	0	0	0	0	0	0
MITSUBISHI	3	0	6	1	0	0	10
NISSAN	12	0	0	27	0	7	46
PEUGEOT	8	0	0	15	0	0	23
PORSCHE	0	0	0	2	0	0	2
RENAULT	5	0	0	20	0	0	25
SKODA	1	0	0	15	0	0	16
SSANGYONG	0	0	0	3	0	0	3
SUBARU	8	0	0	5	0	0	13
SUZUKI	15	0	0	0	0	0	15
TOYOTA	69	0	0	35	0	0	104
VOLKSWAGEN	36	2	0	5	1	0	44
VOLVO	0	0	0	8	0	0	8
Alls	287	2	6	250	1	7	553

Hópbifreiðar

	Dísel	Alls
MERCEDES-BENZ	3	3
Alls	3	3

Sendibifreiðar

	Bensín	Dísel	Alls
CITROEN	0	8	8
DACIA	0	1	1
FORD	4	9	13
IVECO	0	1	1
MERCEDES-BENZ	0	2	2
RENAULT	0	5	5
TOYOTA	0	6	6
VOLKSWAGEN	1	20	21
Alls	5	52	57

Vörubifreiðar

	Dísel	Óþekkt	Alls
DODGE	1	1	2
GMC	2	0	2
MERCEDES-BENZ	4	0	4
RENAULT	2	0	2
Alls	9	1	10

Létt bifhjól

	Bensín	Alls
ZNEN	2	2
Alls	2	2

Þung bifhjól

	Bensín	Alls
BMW	2	2
CAN-AM	9	9
CFMOTO	1	1
HONDA	1	1
HUSQVARNA	2	2
IPS	2	2
KTM	1	1
KYMCO	2	2
LINHAI	1	1
POLARIS	1	1
Alls	22	22

Torfæruhjól

	Bensín	Alls
POLARIS	3	3
SUZUKI	1	1
Alls	4	4

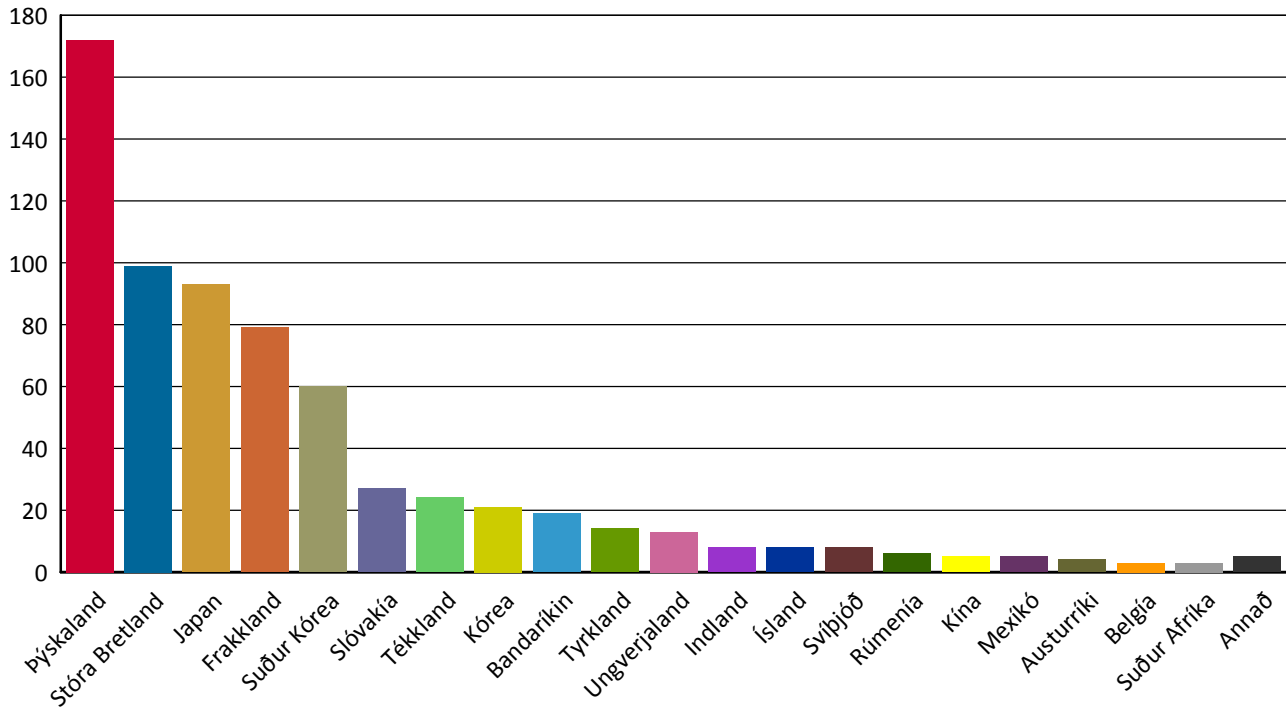
Dráttarvélar

	Dísel	Alls
ARCTIC CAT	1	1
CASE IH	1	1
DONGFENG	1	1
MASSEY FERGUSON	1	1
ZETOR	1	1
Alls	5	5

Nýskráning nýrra ökutækja eftir framleiðslulöndum

Tímabil: 1.9.2014 - 30.9.2014

Topp 20



	Fólksbifreiðar	Hópbifreiðar	Sendibifreiðar	Vörubifreiðar	Alls
Bandaríkin	5	0	0	4	9
Belgía	0	0	3	0	3
Frakkland	63	0	13	2	78
Indland	8	0	0	0	8
Ítalía	0	0	1	0	1
Japan	91	0	0	0	91
Kórea	21	0	0	0	21
Rúmenía	5	0	1	0	6
Slóvakía	27	0	0	0	27
Stóra Bretland	96	0	0	0	96
Suður Afrika	0	0	3	0	3
Suður Kórea	60	0	0	0	60
Svíþjóð	8	0	0	0	8
Tékkland	23	0	0	0	23
Tyrkland	14	0	0	0	14
Ungverjaland	13	0	0	0	13
Þýskaland	119	3	36	4	162
Alls	553	3	57	10	623

	Létt bifhjól	Þung bifhjól	Torfæruhjól	Alls
Austurríki	0	3	0	3
Bandaríkin	0	7	3	10
Japan	0	1	1	2
Kína	2	2	0	4
Mexíkó	0	5	0	5
Taiwan	0	2	0	2
Þýskaland	0	2	0	2
Alls	2	22	4	28

	Dráttarvélur	Eftirvagnar	Ferðavagnar	Alls
Austurríki	1	0	0	1
Frakkland	1	0	0	1

Heimilt er að birta einstaka niðurstöður úr þessari skýrslu ef heimilda er getið. Ekki er heimilt að afrita skýrsluna, hvorki að hluta né í heild sinni, til dreifingar.

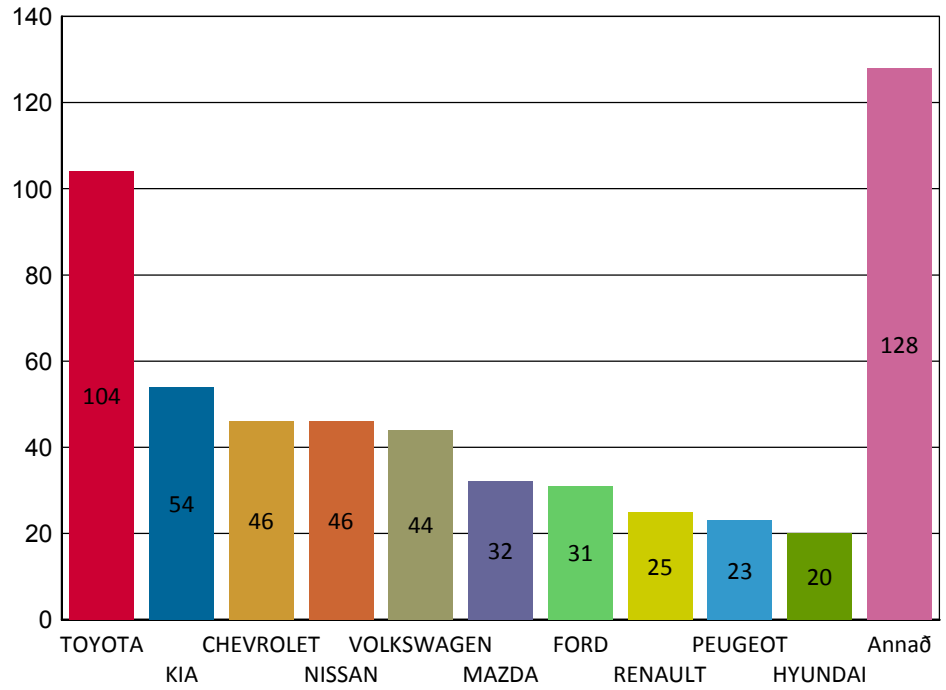
	Dráttarvélar	Eftirvagnar	Ferðavagnar	Alls
Holland	0	2	0	2
Ísland	0	8	0	8
Kína	1	0	0	1
Stóra Bretland	1	2	0	3
Tékkland	1	0	0	1
Þýskaland	0	6	2	8
Alls	5	18	2	25

Nýskráning nýrra ökutækja - Topp 10 fólksbifreiðar

Tímabil: 1.9.2014 - 30.9.2014

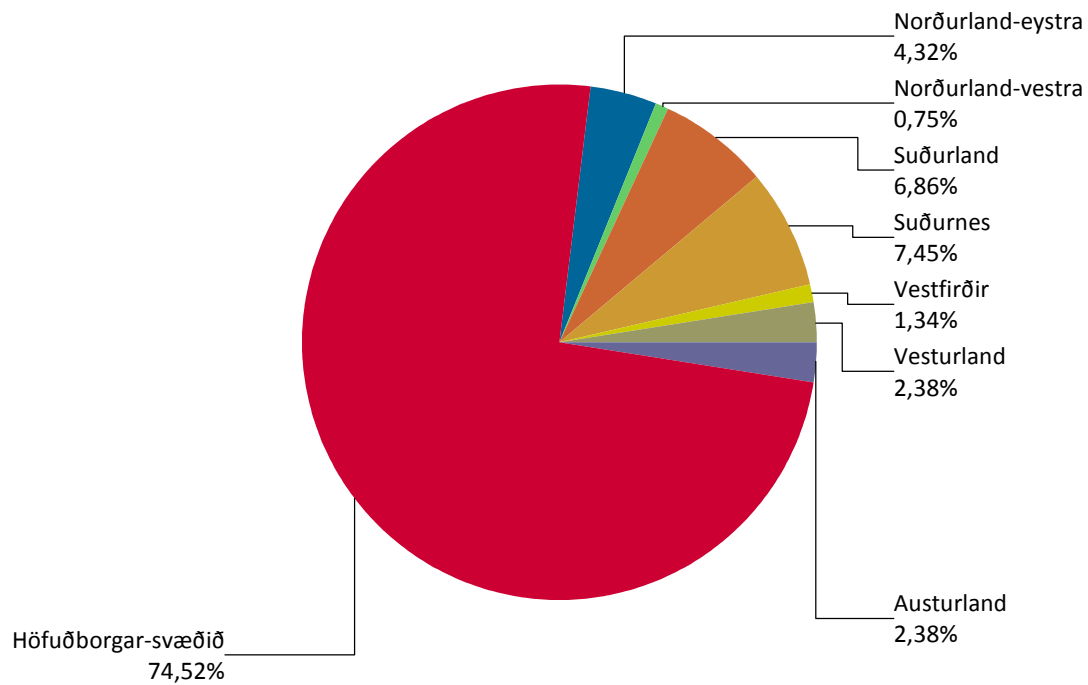
Topp 10

Fólksbifreiðar	
TOYOTA	104
KIA	54
CHEVROLET	46
NISSAN	46
VOLKSWAGEN	44
MAZDA	32
FORD	31
RENAULT	25
PEUGEOT	23
HYUNDAI	20



Nýskráning nýrra ökutækja eftir landshlutum

Dagsetning: 1.9.2014 - 30.9.2014



	Höfuðborgar-svæðið	Suðurnes	Vesturland	Vestfirðir	Norðurland-vestra	Norðurland-eystra	Austurland	Suðurland	Alls
Fólksbifreiðar	419	36	11	6	4	23	14	35	548
Hópbifreiðar	1	1	0	0	0	0	0	1	3
Sendibifreiðar	45	7	0	1	0	2	0	2	57
Vörubifreiðar	7	0	1	0	0	0	0	2	10
Létt bifhjól	1	1	0	0	0	0	0	0	2
Þung bifhjól	14	5	0	2	0	0	0	1	22
Torfæruhjól	1	0	2	0	0	1	0	0	4
Dráttarvélar	1	0	1	0	0	1	0	2	5
Eftirvagnar	10	0	1	0	1	2	1	3	18
Ferðavagnar	1	0	0	0	0	0	1	0	2
Alls	500	50	16	9	5	29	16	46	671

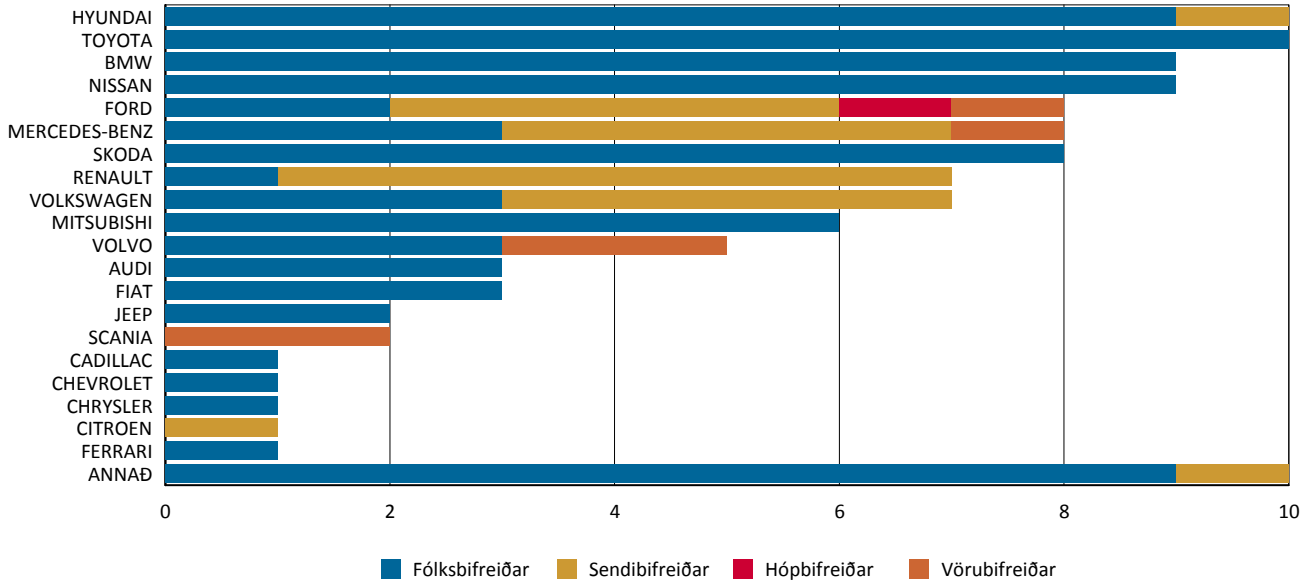
	Höfuðborgar-svæðið	Suðurnes	Vesturland	Vestfirðir	Norðurland-vestra	Norðurland-eystra	Austurland	Suðurland	Alls
ACKERMANN	1	0	0	0	1	0	0	0	2
ANSSEMS	1	0	0	0	0	0	0	0	1
ARCTIC CAT	0	0	0	0	0	0	0	1	1
AUDI	4	0	0	0	0	0	1	0	5
BATESON	0	0	1	0	0	0	0	0	1
BMW	9	0	0	0	0	0	0	0	9
CAN-AM	4	5	0	0	0	0	0	0	9
CASE IH	1	0	0	0	0	0	0	0	1
CFMOTO	0	0	0	1	0	0	0	0	1
CHEVROLET	36	4	1	1	0	1	2	1	46
CITROEN	9	0	0	0	0	1	0	0	10
DACIA	6	0	0	0	0	0	0	0	6
DODGE	2	0	0	0	0	0	0	1	3
DONGFENG	0	0	0	0	0	1	0	0	1
FLIEGL	1	0	0	0	0	0	0	0	1
FORD	40	2	0	1	0	1	0	0	44

	Höfuðborgar -svæðið	Suðurnes	Vesturland	Vestfirðir	Norðurland- vestra	Norðurland- eystra	Austurland	Suðurland	Alls
GMC	1	0	0	0	0	0	0	1	2
HAPERT	0	0	0	0	0	0	0	1	1
HENGIVAGN	2	0	0	0	0	0	0	0	2
HESTAKERRA	0	0	0	0	0	0	1	1	2
HOBBY	1	0	0	0	0	0	0	0	1
HONDA	11	0	2	0	0	0	1	0	14
HUSQVARNA	2	0	0	0	0	0	0	0	2
HYUNDAI	16	0	1	0	0	0	2	1	20
IFOR WILLIAMS	1	0	0	0	0	0	0	0	1
IPS	1	0	0	1	0	0	0	0	2
IVECO	1	0	0	0	0	0	0	0	1
JAGUAR LAND ROVER	1	0	0	0	0	0	0	0	1
JAGUAR LAND ROVER LI	4	0	0	0	0	0	0	0	4
JEEP	2	0	0	0	0	0	0	0	2
KIA	37	11	2	0	1	1	1	1	54
KNAUS	0	0	0	0	0	0	1	0	1
KTM	1	0	0	0	0	0	0	0	1
KYMCO	2	0	0	0	0	0	0	0	2
LEXUS	1	0	0	0	0	0	0	1	2
LINHAI	1	0	0	0	0	0	0	0	1
MASSEY FERGUSON	0	0	0	0	0	0	0	1	1
MAZDA	28	2	0	0	0	0	1	1	32
MERCEDES-BENZ	23	1	1	0	0	1	0	1	27
MINI	5	1	0	0	1	3	0	0	10
MOSBLIKK	0	0	0	0	0	1	0	0	1
NISSAN	31	3	1	0	0	7	1	2	45
PEUGEOT	21	0	1	0	0	0	0	1	23
POLARIS	1	0	2	0	0	0	0	1	4
PORSCHE	2	0	0	0	0	0	0	0	2
RAGNAR VALSSON	1	0	0	0	0	0	0	1	2
RENAULT	28	2	0	0	0	0	0	2	32
SCHMIDT	0	0	0	0	0	1	0	0	1
SCHMITZ	2	0	0	0	0	0	0	0	2
SKODA	14	0	0	1	0	0	0	1	16
SSANGYONG	1	0	1	1	0	0	0	0	3
SUBARU	7	0	0	1	1	0	2	2	13
SUZUKI	12	0	0	0	1	2	1	0	16
TOYOTA	68	8	0	0	0	8	0	23	107
V OG Þ	1	0	0	0	0	0	0	0	1
VOLKSWAGEN	49	10	2	2	0	1	0	1	65
VOLVO	6	0	0	0	0	0	2	0	8
ZETOR	0	0	1	0	0	0	0	0	1
ZNEN	1	1	0	0	0	0	0	0	2
Alls	500	50	16	9	5	29	16	46	671

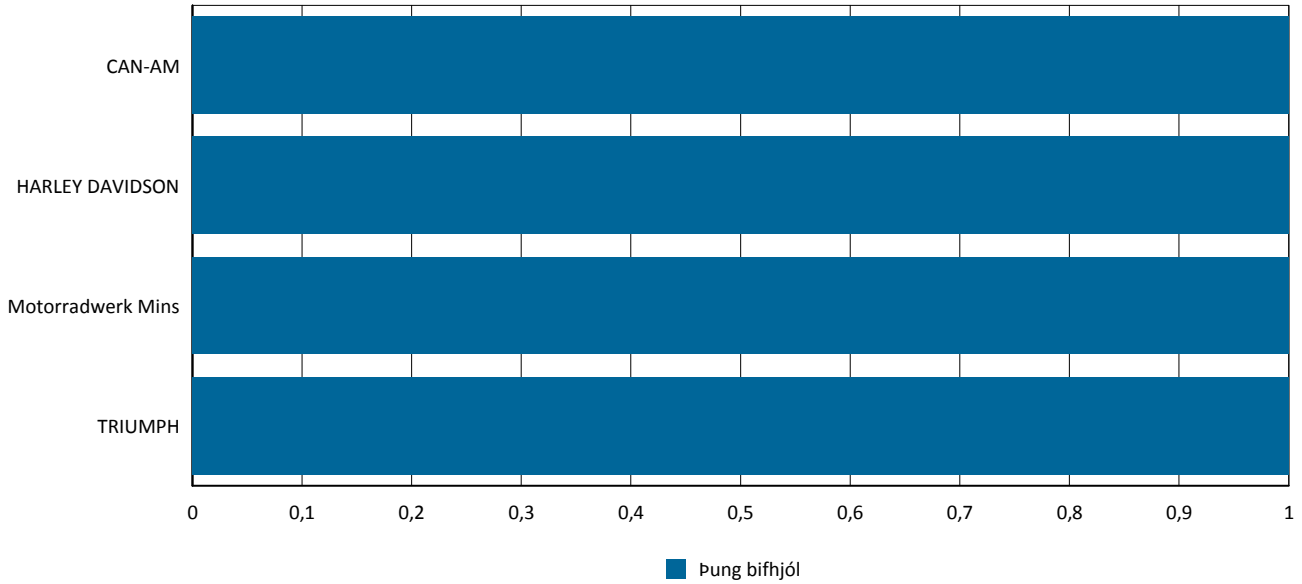
Nýskráning notaðra ökutæki eftir tegund

Tímabil: 1.9.2014 - 30.9.2014

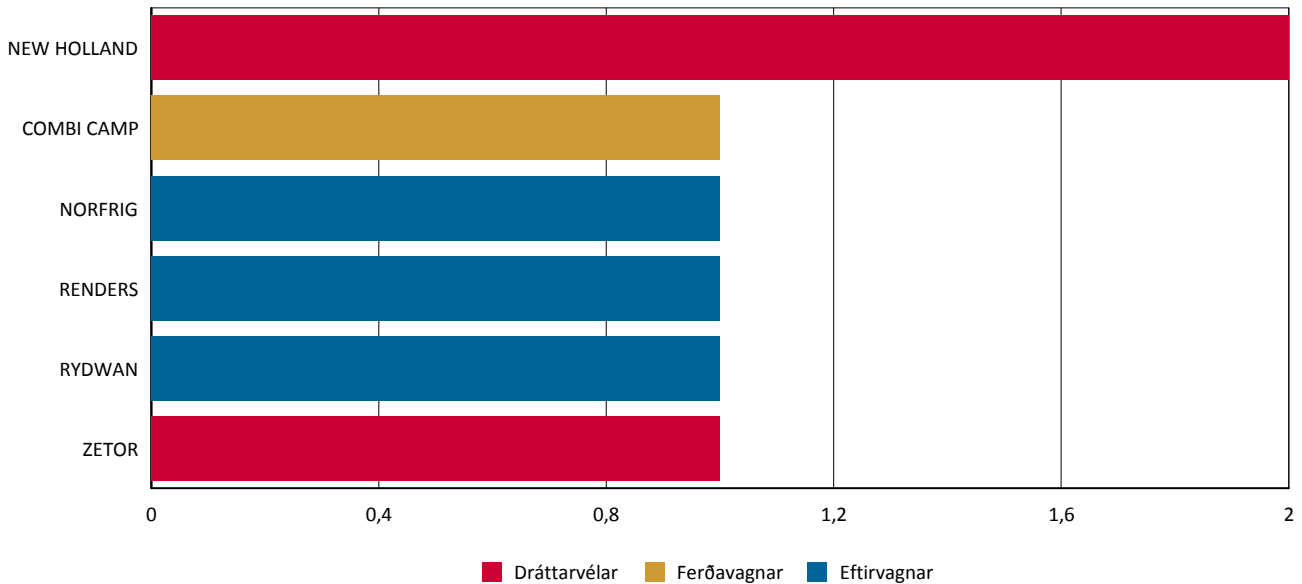
Topp 20



Topp 20



Topp 20



	Fólksbífreiddar	Hópbífreiddar	Sendibífreiddar	Vörubífreiddar	Alls
AUDI	3	0	0	0	3
BMW	9	0	0	0	9
CADILLAC	1	0	0	0	1
CHEVROLET	1	0	0	0	1
CHRYSLER	1	0	0	0	1
CITROEN	0	0	1	0	1
FERRARI	1	0	0	0	1
FIAT	3	0	0	0	3
FORD	2	1	4	1	8
HUMMER	1	0	0	0	1
HYUNDAI	9	0	1	0	10
JAGUAR LAND ROVER	1	0	0	0	1
JEEP	2	0	0	0	2
KIA	1	0	0	0	1
LAND ROVER	1	0	0	0	1
LEXUS	1	0	0	0	1
MERCEDES BENZ	0	0	1	0	1
MERCEDES-BENZ	3	0	4	1	8
MINI	1	0	0	0	1
MITSUBISHI	6	0	0	0	6
NISSAN	9	0	0	0	9
PONTIAC	1	0	0	0	1
RENAULT	1	0	6	0	7
SAAB	1	0	0	0	1
SCANIA	0	0	0	2	2
SKODA	8	0	0	0	8
SSANGYONG	1	0	0	0	1
TOYOTA	10	0	0	0	10
VOLKSWAGEN	3	0	4	0	7
VOLVO	3	0	0	2	5
Alls	84	1	21	6	112

Pung bífhjól Alls


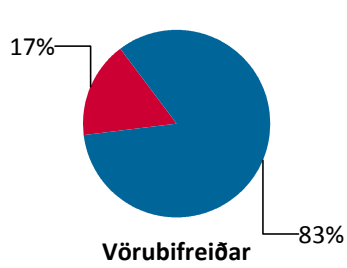
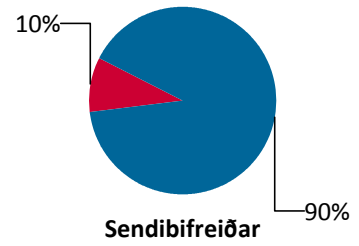
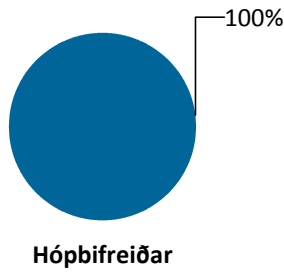
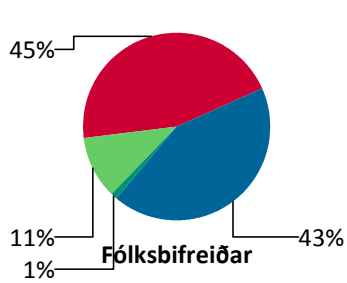
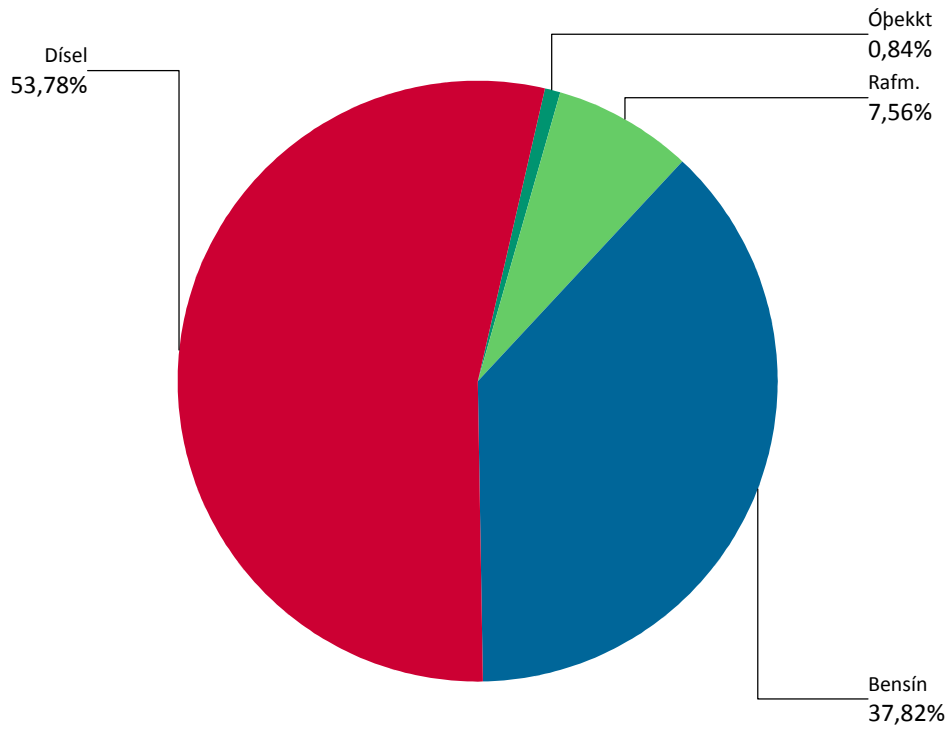
CAN-AM	1	1
HARLEY DAVIDSON	1	1
Motorräderwerk Mins	1	1
TRIUMPH	1	1
Alls	4	4

Dráttarvélar Eftirvagnar Ferðavagnar Alls

COMBI CAMP	0	0	1	1
NEW HOLLAND	2	0	0	2
NORFRIG	0	1	0	1
RENDERS	0	1	0	1
RYDWAN	0	1	0	1
ZETOR	1	0	0	1
Alls	3	3	1	7

Nýskráning notaðra ökutækja eftir orkugjafa

Dagsetning: 1.9.2014 - 30.9.2014



■ Bensín ■ Dísel ■ Óþekkt ■ Rafm.

Fólksbifreiðar

	Bensín	Dísel	Rafm.	Óþekkt	Alls
AUDI	2	1	0	0	3
BMW	1	8	0	0	9
CADILLAC	1	0	0	0	1
CHEVROLET	1	0	0	0	1
CHRYSLER	1	0	0	0	1
FERRARI	1	0	0	0	1
FIAT	1	2	0	0	3
FORD	2	0	0	0	2
HUMMER	1	0	0	0	1
HYUNDAI	8	1	0	0	9
JAGUAR LAND ROVE	0	1	0	0	1
JEEP	0	2	0	0	2
KIA	0	1	0	0	1
LAND ROVER	0	1	0	0	1
LEXUS	1	0	0	0	1
MERCEDES-BENZ	0	3	0	0	3
MINI	0	1	0	0	1
MITSUBISHI	5	1	0	0	6
NISSAN	1	0	8	0	9
PONTIAC	1	0	0	0	1
RENAULT	0	0	1	0	1
SAAB	1	0	0	0	1
SKODA	0	7	0	1	8
SSANGYONG	0	1	0	0	1
TOYOTA	9	1	0	0	10
VOLKSWAGEN	1	2	0	0	3
VOLVO	0	3	0	0	3
Alls	38	36	9	1	84

Hópbifreiðar

	Dísel	Alls
FORD	1	1
Alls	1	1

Sendibifreiðar

	Bensín	Dísel	Alls
CITROEN	0	1	1
FORD	0	4	4
HYUNDAI	0	1	1
MERCEDES BENZ	1	0	1
MERCEDES-BENZ	0	4	4
RENAULT	1	5	6
VOLKSWAGEN	0	4	4
Alls	2	19	21

Vörubifreiðar

	Bensín	Dísel	Alls
FORD	0	1	1
MERCEDES-BENZ	1	0	1
SCANIA	0	2	2
VOLVO	0	2	2
Alls	1	5	6

Pung bifhjól

	Bensín	Alls
CAN-AM	1	1
HARLEY DAVIDSON	1	1
Motorradwerk Mins	1	1
TRIUMPH	1	1
Alls	4	4

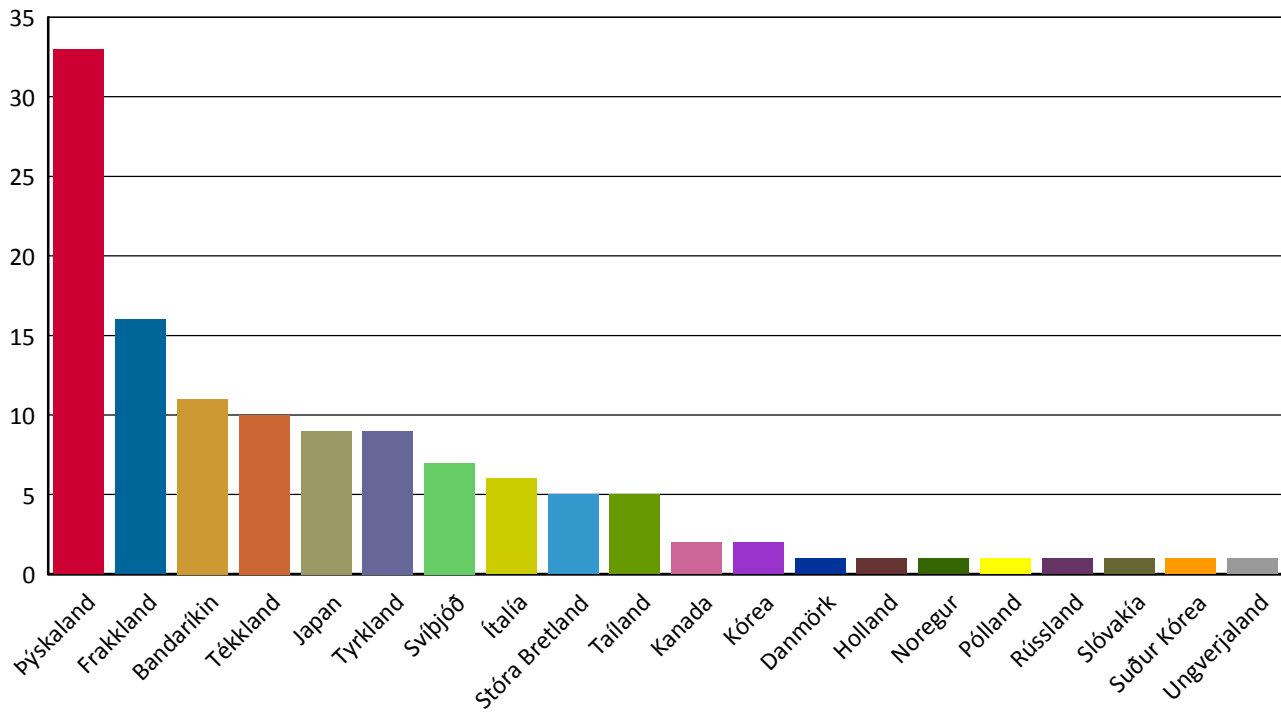
Dráttarvélar

	Dísel	Alls
NEW HOLLAND	2	2
ZETOR	1	1
Alls	3	3

Nýskráning notaðra ökutækja eftir framleiðslulöndum

Tímabil: 1.9.2014 - 30.9.2014

Topp 20



	Fólksbifreiðar	Hópbifreiðar	Sendibifreiðar	Vörubifreiðar	Alls
Bandaríkin	9	0	0	1	10
Frakkland	8	0	7	1	16
Holland	0	0	0	1	1
Ítalía	4	0	0	0	4
Japan	9	0	0	0	9
Kanada	1	0	0	0	1
Kórea	2	0	0	0	2
Slóvakía	1	0	0	0	1
Stóra Bretland	4	0	0	0	4
Suður Kórea	1	0	0	0	1
Svíþjóð	4	0	0	2	6
Taíland	5	0	0	0	5
Tékkland	9	0	0	0	9
Tyrkland	8	0	1	0	9
Ungverjaland	1	0	0	0	1
Þýskaland	18	1	13	1	33
Alls	84	1	21	6	112

	Þung bifhjól	Alls
Bandaríkin	1	1
Kanada	1	1
Rússland	1	1
Stóra Bretland	1	1
Alls	4	4

	Dráttarvélar	Eftirvagnar	Ferðavagnar	Alls
Danmörk	0	0	1	1
Ítalía	2	0	0	2
Noregur	0	1	0	1
Pólland	0	1	0	1
Svíþjóð	0	1	0	1
Tékkland	1	0	0	1

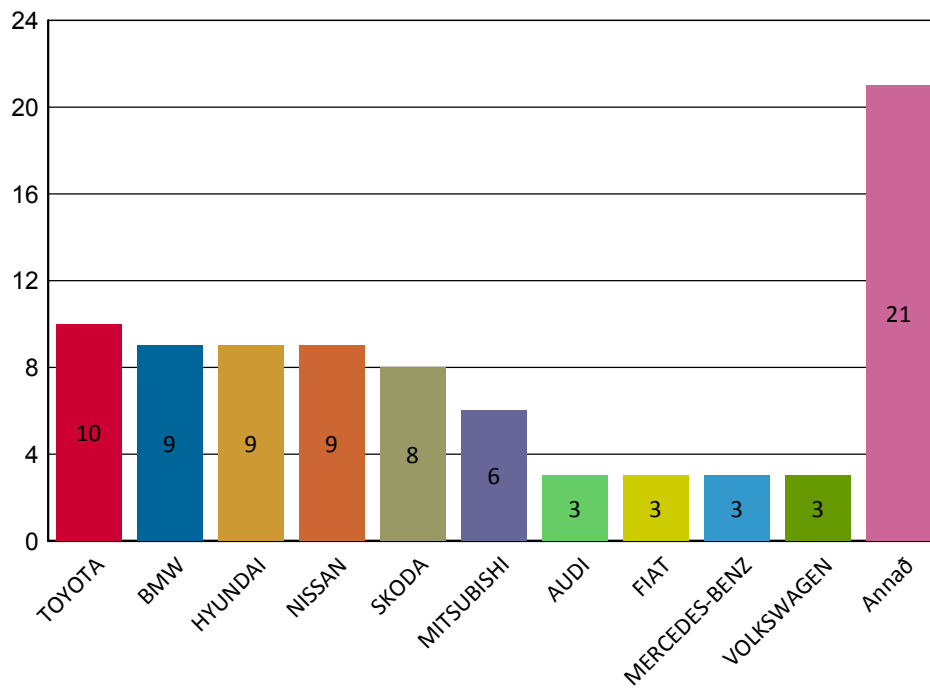
	Dráttarvélar	Eftirvagnar	Ferðavagnar	Alls
Alls	3	3	1	7

Nýskráning notaðra ökutækja - Topp 10 fólksbifreiðar

Tímabil: 1.9.2014 - 30.9.2014

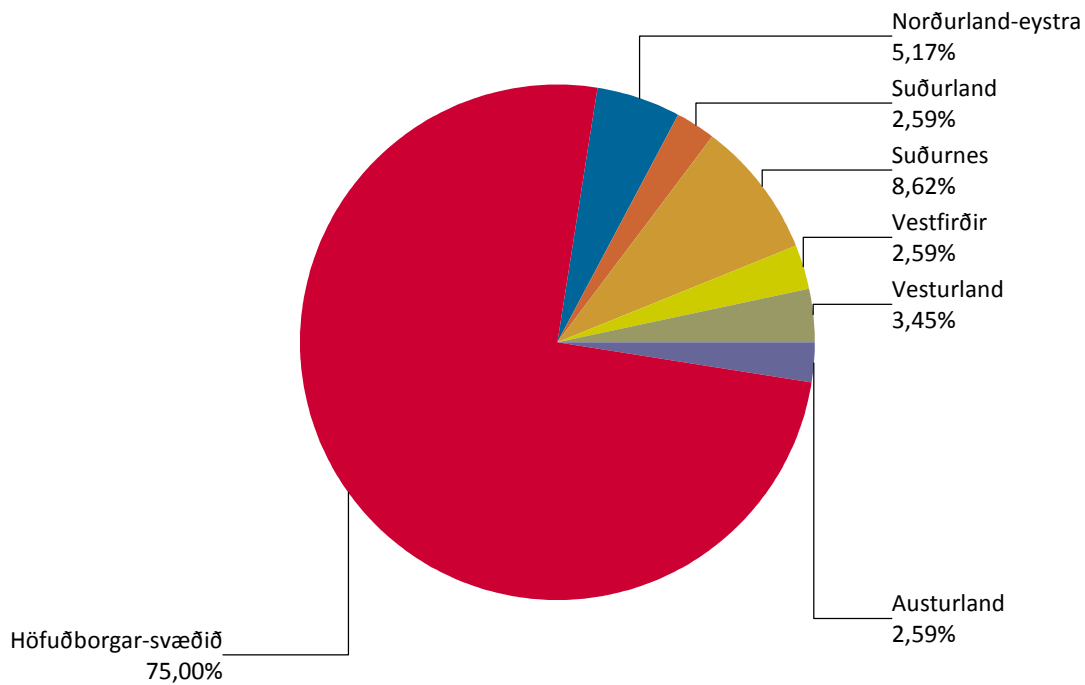
Topp 10

Fólksbifreiðar	
TOYOTA	10
BMW	9
HYUNDAI	9
NISSAN	9
SKODA	8
MITSUBISHI	6
AUDI	3
FIAT	3
MERCEDES-BENZ	3
VOLKSWAGEN	3



Nýskráning notaðra ökutækja eftir landshlutum

Dagsetning: 1.9.2014 - 30.9.2014



	Höfuðborgar-svæðið	Suðurnes	Vesturland	Vestfirðir	Norðurland-eystra	Austurland	Suðurland	Alls
Fólksbifreiðar	60	6	3	2	4	1	2	78
Hópbifreiðar	1	0	0	0	0	0	0	1
Sendibifreiðar	18	1	0	0	0	0	1	20
Vörubifreiðar	3	1	0	0	1	1	0	6
Þung bifhjól	1	2	0	0	1	0	0	4
Dráttarvélar	2	0	0	1	0	0	0	3
Eftirvagnar	1	0	1	0	0	1	0	3
Ferðavagnar	1	0	0	0	0	0	0	1
Alls	87	10	4	3	6	3	3	116

	Höfuðborgar-svæðið	Suðurnes	Vesturland	Vestfirðir	Norðurland-eystra	Austurland	Suðurland	Alls
AUDI	2	0	0	1	0	0	0	3
BMW	7	0	0	0	0	0	0	7
CADILLAC	1	0	0	0	0	0	0	1
CAN-AM	0	1	0	0	0	0	0	1
CHEVROLET	1	0	0	0	0	0	0	1
CHRYSLER	1	0	0	0	0	0	0	1
CITROEN	1	0	0	0	0	0	0	1
COMBI CAMP	1	0	0	0	0	0	0	1
FERRARI	1	0	0	0	0	0	0	1
FIAT	1	1	0	0	0	0	0	2
FORD	7	0	0	0	1	0	0	8
HARLEY DAVIDSON	1	0	0	0	0	0	0	1
HUMMER	1	0	0	0	0	0	0	1
HYUNDAI	8	1	0	0	1	0	0	10
JAGUAR LAND ROVER LI	0	0	1	0	0	0	0	1
JEEP	1	0	0	0	1	0	0	2
KIA	0	1	0	0	0	0	0	1
LAND ROVER	1	0	0	0	0	0	0	1

	Höfuðborgar -svæðið	Suðurnes	Vesturland	Vestfirðir	Norðurland- eystra	Austurland	Suðurland	Alls
LEXUS	1	0	0	0	0	0	0	1
MERCEDES-BENZ	5	0	0	1	1	0	1	8
MINI	1	0	0	0	0	0	0	1
MITSUBISHI	5	0	0	0	0	0	0	5
Motorradwerk Mins	0	1	0	0	0	0	0	1
NEW HOLLAND	2	0	0	0	0	0	0	2
NISSAN	7	0	2	0	0	0	0	9
NORFRIG	1	0	0	0	0	0	0	1
PONTIAC	0	1	0	0	0	0	0	1
RENAULT	7	0	0	0	0	0	0	7
RENDERS	0	0	1	0	0	0	0	1
RYDWAN	0	0	0	0	0	1	0	1
SAAB	1	0	0	0	0	0	0	1
SCANIA	1	0	0	0	0	1	0	2
SKODA	6	1	0	0	0	1	0	8
SSANGYONG	0	0	0	0	1	0	0	1
TOYOTA	7	1	0	0	0	0	1	9
TRIUMPH	0	0	0	0	1	0	0	1
VOLKSWAGEN	5	1	0	0	0	0	1	7
VOLVO	3	1	0	0	0	0	0	4
ZETOR	0	0	0	1	0	0	0	1
Alls	87	10	4	3	6	3	3	116