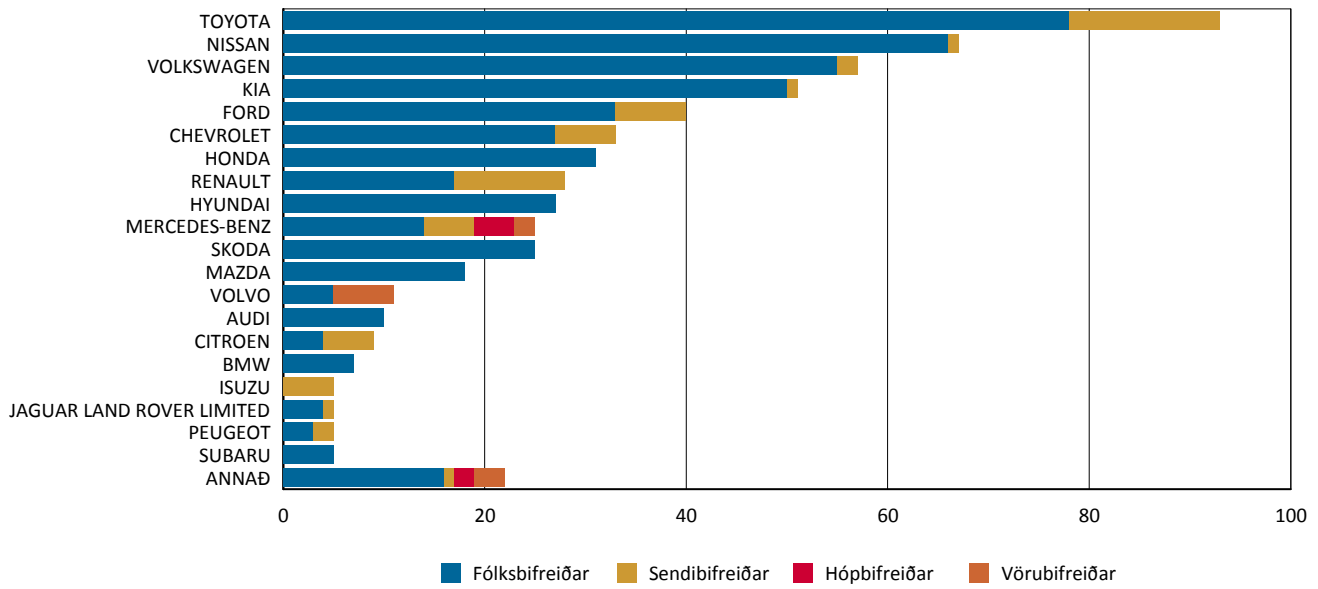


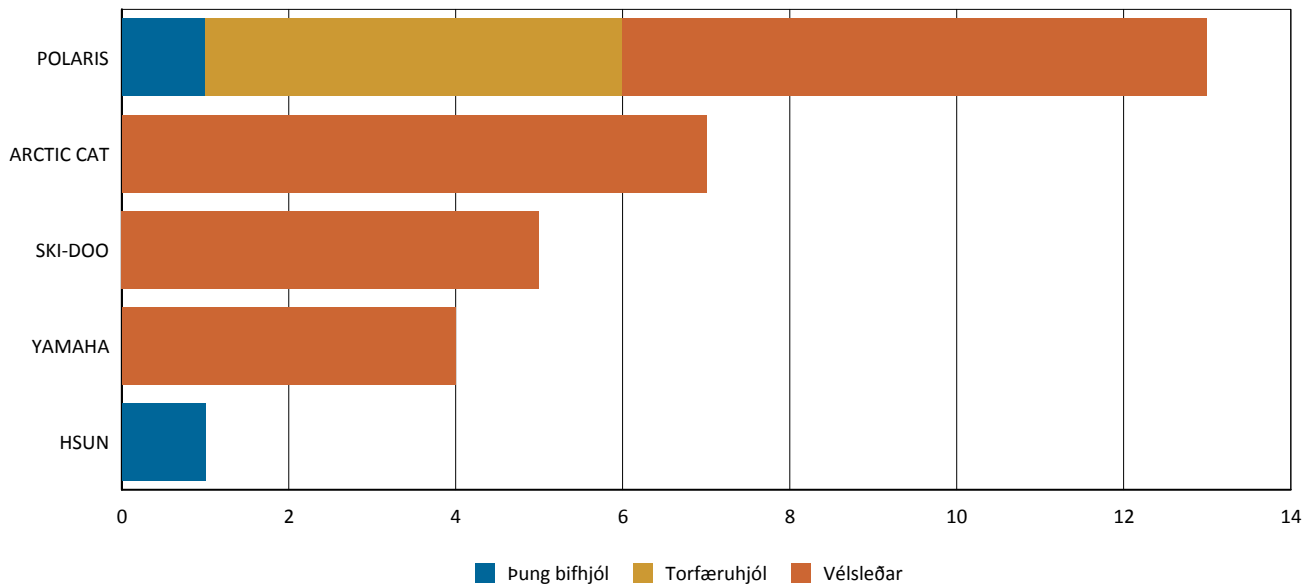
Nýskráning nýrra ökutæki eftir tegund

Tímabil: 1.2.2014 - 28.2.2014

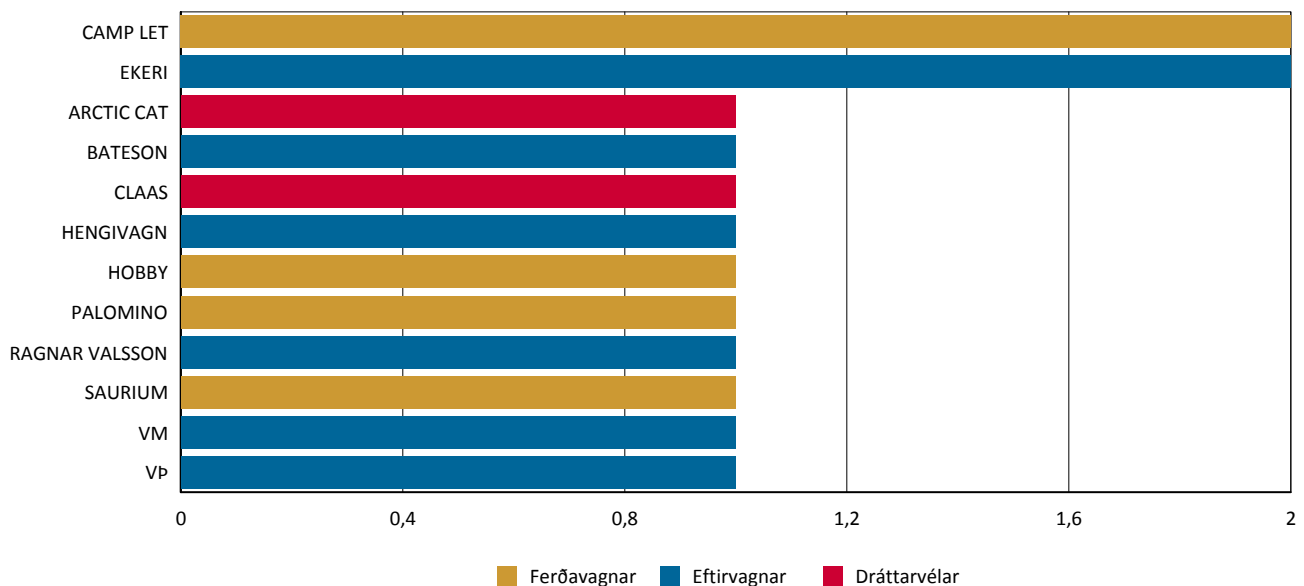
Topp 20



Topp 20



Topp 20



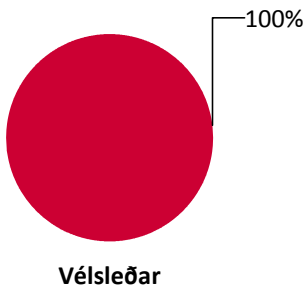
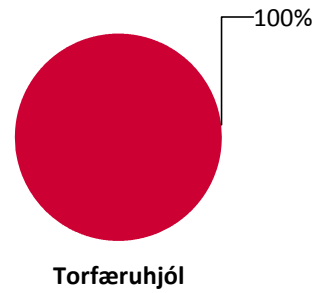
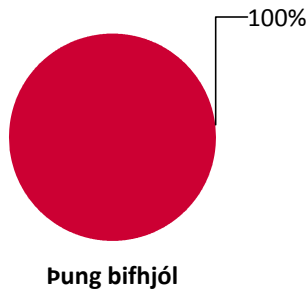
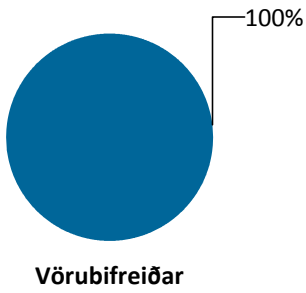
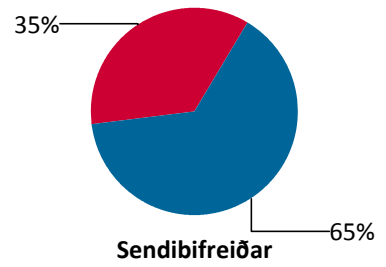
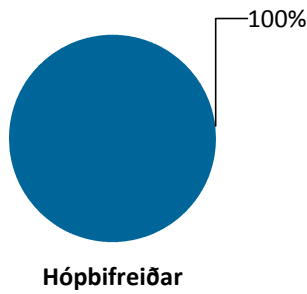
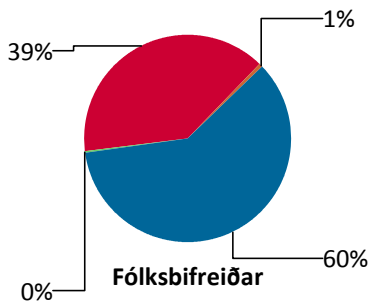
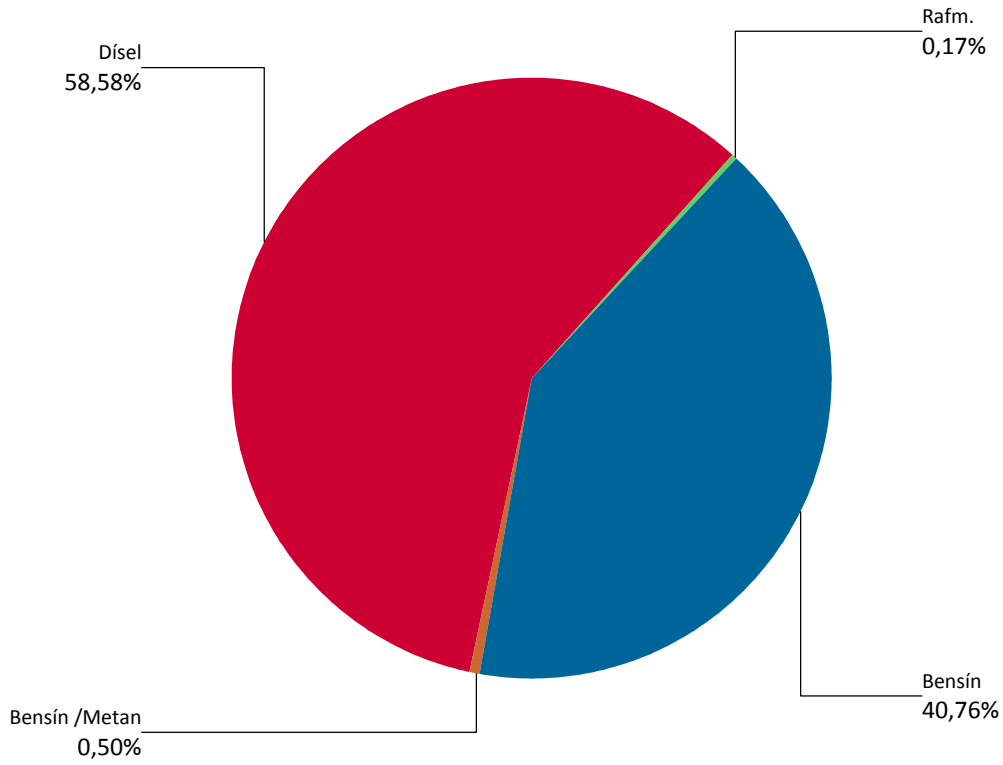
	Fólksbífreiddar	Hópbífreiddar	Sendibífreiddar	Vörubífreiddar	Alls
AUDI	10	0	0	0	10
BMW	7	0	0	0	7
CHEVROLET	27	0	6	0	33
CITROEN	4	0	5	0	9
DACIA	4	0	0	0	4
DODGE	1	0	0	0	1
FORD	33	0	7	0	40
HONDA	31	0	0	0	31
HYUNDAI	27	0	0	0	27
ISUZU	0	0	5	0	5
IVECO BUS	0	2	0	0	2
JAGUAR LAND ROVER	4	0	1	0	5
KIA	50	0	1	0	51
LEXUS	1	0	0	0	1
MAN	0	0	0	2	2
MAZDA	18	0	0	0	18
MERCEDES-BENZ	14	4	5	2	25
MINI	4	0	0	0	4
NISSAN	66	0	1	0	67
OPEL	1	0	0	0	1
PEUGEOT	3	0	2	0	5
PORSCHE	1	0	0	0	1
RENAULT	17	0	11	0	28
SCANIA	0	0	0	1	1
SKODA	25	0	0	0	25
SUBARU	5	0	0	0	5
SUZUKI	4	0	1	0	5
TOYOTA	78	0	15	0	93
VOLKSWAGEN	55	0	2	0	57
VOLVO	5	0	0	6	11
Alls	495	6	62	11	574

	Pung bírhjól	Torfæruhjól	Vélsleðar	Alls
ARCTIC CAT	0	0	7	7
HSUN	1	0	0	1
POLARIS	1	5	7	13
SKI-DOO	0	0	5	5
YAMAHA	0	0	4	4
Alls	2	5	23	30

	Dráttarvélar	Eftirvagnar	Ferðavagnar	Alls
ARCTIC CAT	1	0	0	1
BATESON	0	1	0	1
CAMP LET	0	0	2	2
CLAAS	1	0	0	1
EKERI	0	2	0	2
HENGIVAGN	0	1	0	1
HOBBY	0	0	1	1
PALOMINO	0	0	1	1
RAGNAR VALSSON	0	1	0	1
SAURIUM	0	0	1	1
VM	0	1	0	1
VÞ	0	1	0	1
Alls	2	7	5	14

Nýskráning nýrra ökutækja eftir orkugjafa

Dagsetning: 1.2.2014 - 28.2.2014



■ Bensín
 ■ Dísel
 ■ Bensín /Metan
 ■ Rafm.

Fólksbifreiðar

	Bensín	Bensín /Metan	Dísel	Rafm.	Alls
AUDI	2	0	8	0	10
BMW	0	0	7	0	7
CHEVROLET	14	0	13	0	27
CITROEN	0	0	4	0	4
DACIA	0	0	4	0	4
DODGE	1	0	0	0	1
FORD	23	0	10	0	33
HONDA	24	0	7	0	31
HYUNDAI	13	0	14	0	27
JAGUAR LAND ROVE	0	0	4	0	4
KIA	9	0	41	0	50
LEXUS	1	0	0	0	1
MAZDA	13	0	5	0	18
MERCEDES-BENZ	2	0	12	0	14
MITSUBISHI	0	0	4	0	4
NISSAN	6	0	59	1	66
OPEL	0	0	1	0	1
PEUGEOT	0	0	3	0	3
PORSCHE	0	0	1	0	1
RENAULT	4	0	13	0	17
SKODA	3	0	22	0	25
SUBARU	4	0	1	0	5
SUZUKI	4	0	0	0	4
TOYOTA	40	0	38	0	78
VOLKSWAGEN	31	3	21	0	55
VOLVO	0	0	5	0	5
Alls	194	3	297	1	495

Hópbifreiðar

	Dísel	Alls
IVECO BUS	2	2
MERCEDES-BENZ	4	4
Alls	6	6

Sendibifreiðar

	Bensín	Dísel	Alls
CHEVROLET	6	0	6
CITROEN	2	3	5
FORD	1	6	7
ISUZU	0	5	5
JAGUAR LAND ROVE	0	1	1
KIA	0	1	1
MERCEDES-BENZ	0	5	5
NISSAN	0	1	1
PEUGEOT	0	2	2
RENAULT	0	11	11
SUZUKI	1	0	1
TOYOTA	12	3	15
VOLKSWAGEN	0	2	2

	Bensín	Dísel	Alls
Alls	22	40	62

Vörubifreiðar

	Dísel	Alls
MAN	2	2
MERCEDES-BENZ	2	2
SCANIA	1	1
VOLVO	6	6
Alls	11	11

Þung bifhjól

	Bensín	Alls
HSUN	1	1
POLARIS	1	1
Alls	2	2

Torfæruhjól

	Bensín	Alls
POLARIS	5	5
Alls	5	5

Vélsleðar

	Bensín	Alls
ARCTIC CAT	7	7
POLARIS	7	7
SKI-DOO	5	5
YAMAHA	4	4
Alls	23	23

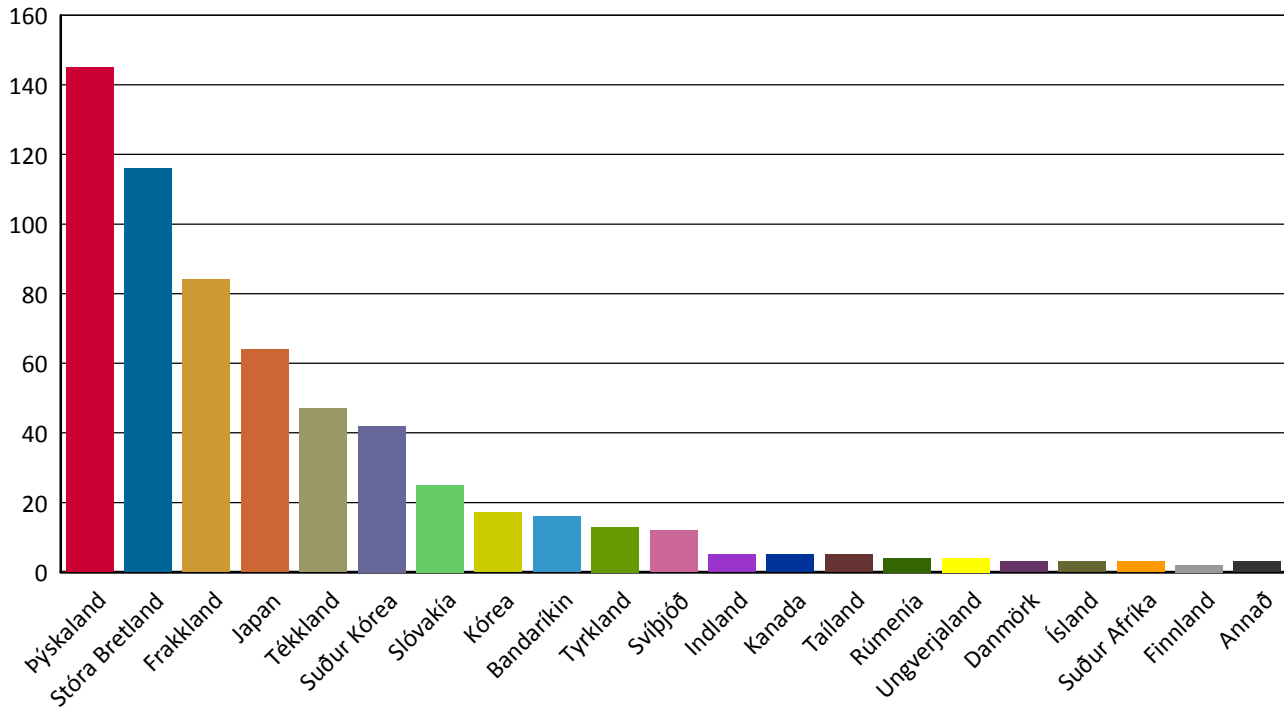
Dráttarvélar

	Bensín	Dísel	Alls
ARCTIC CAT	1	0	1
CLAAS	0	1	1
Alls	1	1	2

Nýskráning nýrra ökutækja eftir framleiðslulöndum

Tímabil: 1.2.2014 - 28.2.2014

Topp 20



	Fólksbifreiðar	Hópbifreiðar	Sendibifreiðar	Vörubifreiðar	Alls
Bandaríkin	2	0	0	0	2
Frakkland	51	2	30	0	83
Indland	5	0	0	0	5
Japan	59	0	1	0	60
Kórea	11	0	6	0	17
Rúmenía	4	0	0	0	4
Slóvakía	24	0	1	0	25
Stóra Bretland	106	0	2	0	108
Suður Afríka	0	0	3	0	3
Suður Kórea	42	0	0	0	42
Svíþjóð	5	0	0	7	12
Tailand	0	0	5	0	5
Tékkland	47	0	0	0	47
Tyrkland	13	0	0	0	13
Ungverjaland	4	0	0	0	4
Þýskaland	122	4	14	4	144
Alls	495	6	62	11	574

	Þung bifhjól	Torfæruhjól	Vélsleðar	Alls
Bandaríkin	1	5	7	13
Japan	0	0	4	4
Kanada	0	0	5	5
Stóra Bretland	0	0	7	7
Taiwan	1	0	0	1
Alls	2	5	23	30

	Dráttarvélar	Eftirvagnar	Ferðavagnar	Alls
Austurríki	1	0	0	1
Bandaríkin	0	0	1	1
Danmörk	0	1	2	3
Finnland	0	2	0	2
Frakkland	1	0	0	1

Heimilt er að birta einstaka niðurstöður úr þessari skýrslu ef heimilda er getið. Ekki er heimilt að afrita skýrsluna, hvorki að hluta né í heild sinni, til dreifingar.

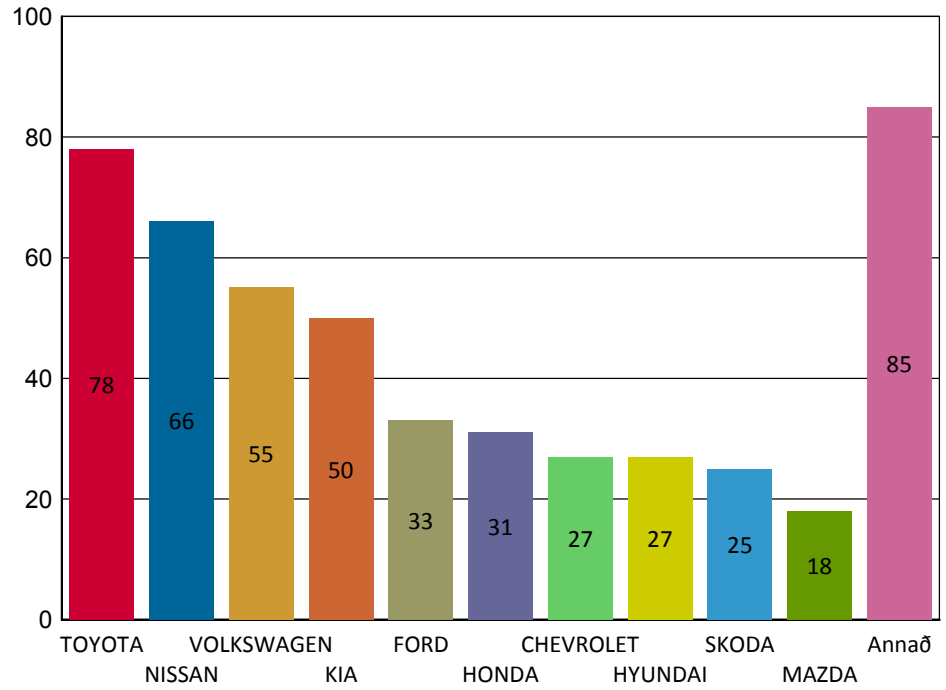
	Dráttarvélar	Eftirvagnar	Ferðavagnar	Alls
Ísland	0	3	0	3
Portúgal	0	0	1	1
Stóra Bretland	0	1	0	1
Þýskaland	0	0	1	1
Alls	2	7	5	14

Nýskráning nýrra ökutækja - Topp 10 fólksbifreiðar

Tímabil: 1.2.2014 - 28.2.2014

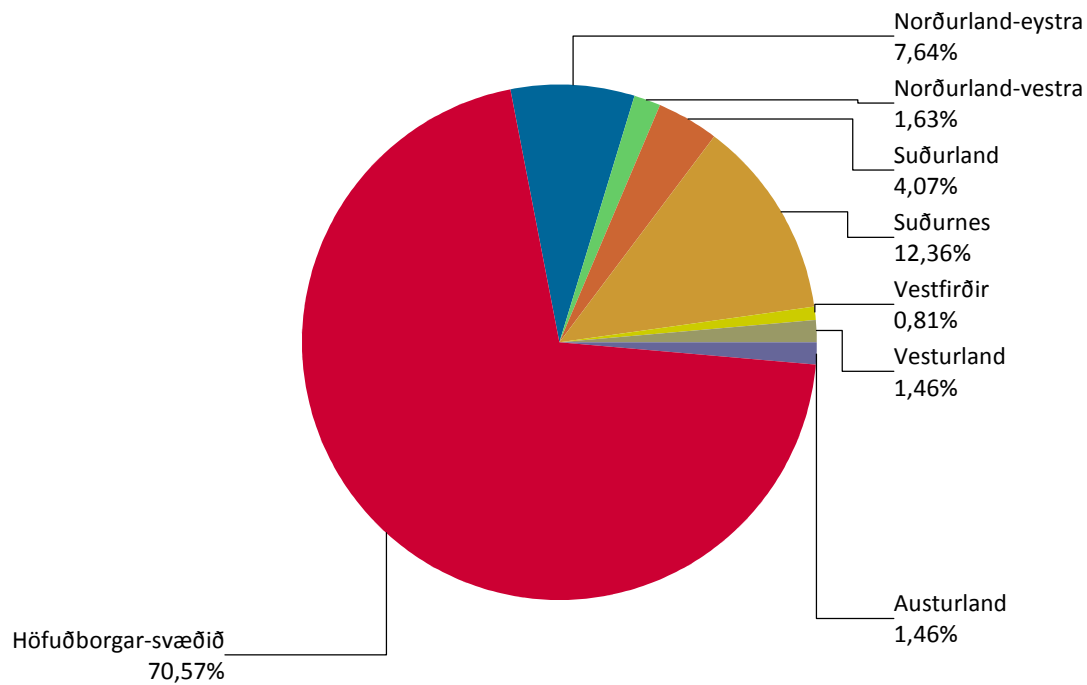
Topp 10

Fólksbifreiðar	
TOYOTA	78
NISSAN	66
VOLKSWAGEN	55
KIA	50
FORD	33
HONDA	31
CHEVROLET	27
HYUNDAI	27
SKODA	25
MAZDA	18



Nýskráning nýrra ökutækja eftir landshlutum

Dagsetning: 1.2.2014 - 28.2.2014



	Höfuðborgar -svæðið	Suðurnes	Vesturland	Vestfirðir	Norðurland- vestra	Norðurland- eystra	Austurland	Suðurland	Alls
Fólksbifreiðar	340	72	2	4	5	40	7	22	492
Hópbifreiðar	5	0	1	0	0	0	0	0	6
Sendibifreiðar	53	2	4	0	1	2	0	0	62
Vörubifreiðar	6	0	1	1	1	2	0	0	11
pung bifhjól	1	1	0	0	0	0	0	0	2
Torfæruhjól	4	0	1	0	0	0	0	0	5
Vélsleðar	16	0	0	0	2	3	1	1	23
Dráttarvélar	1	0	0	0	1	0	0	0	2
Eftirvagnar	3	1	0	0	0	0	1	2	7
Ferðavagnar	5	0	0	0	0	0	0	0	5
Alls	434	76	9	5	10	47	9	25	615

	Höfuðborgar -svæðið	Suðurnes	Vesturland	Vestfirðir	Norðurland- vestra	Norðurland- eystra	Austurland	Suðurland	Alls
ARCTIC CAT	5	0	0	0	0	3	0	0	8
AUDI	7	1	0	0	0	0	1	1	10
BATESON	0	0	0	0	0	0	1	0	1
BMW	6	1	0	0	0	0	0	0	7
CAMP LET	2	0	0	0	0	0	0	0	2
CHEVROLET	19	4	1	1	2	1	1	4	33
CITROEN	8	0	0	0	0	1	0	0	9
CLAAS	0	0	0	0	1	0	0	0	1
DACIA	3	0	0	0	0	0	0	1	4
DODGE	1	0	0	0	0	0	0	0	1
EKERI	2	0	0	0	0	0	0	0	2
FORD	37	0	0	0	0	1	1	1	40
HENGIVAGN	0	1	0	0	0	0	0	0	1
HOBBY	1	0	0	0	0	0	0	0	1
HONDA	21	8	0	1	0	0	0	0	30
HSUN	1	0	0	0	0	0	0	0	1

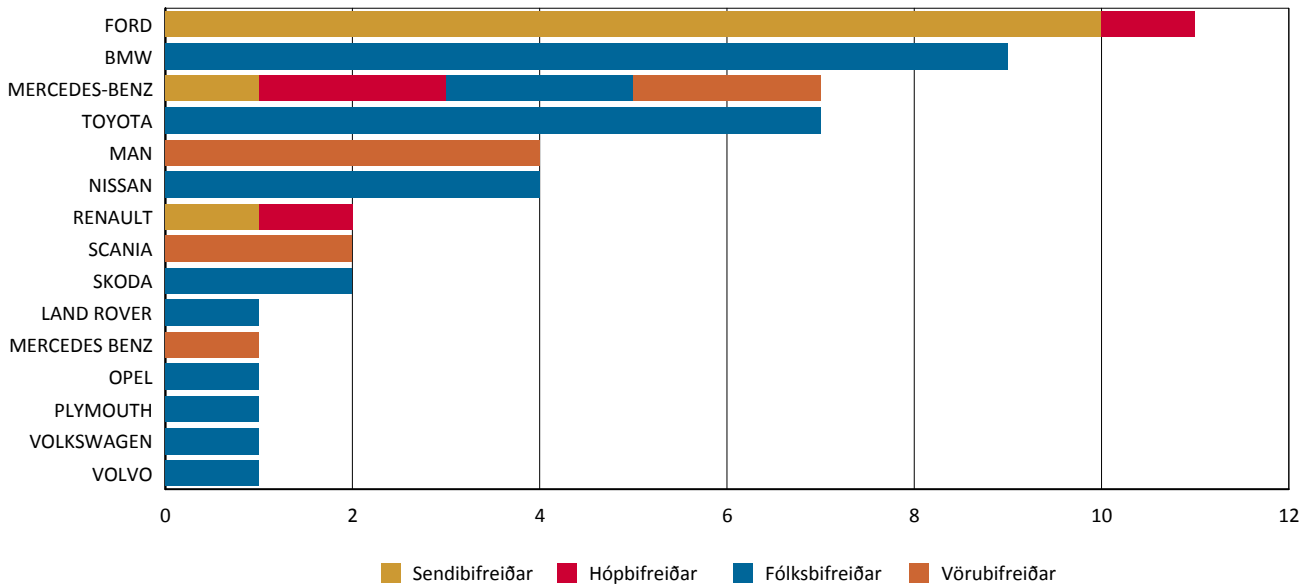
Heimilt er að birta einstaka niðurstöður úr þessari skýrslu ef heimilda er getið. Ekki er heimilt að afrita skýrsluna, hvorki að hluta né í heild sinni, til dreifingar.

	Höfuðborgar -svæðið	Suðurnes	Vesturland	Vestfirðir	Norðurland- vestra	Norðurland- eystra	Austurland	Suðurland	Alls
HYUNDAI	26	1	0	0	0	0	0	0	27
ISUZU	3	0	0	0	1	1	0	0	5
IVECO BUS	2	0	0	0	0	0	0	0	2
JAGUAR LAND ROVER LI	5	0	0	0	0	0	0	0	5
KIA	34	14	1	0	0	0	1	1	51
LEXUS	1	0	0	0	0	0	0	0	1
MAN	2	0	0	0	0	0	0	0	2
MAZDA	15	1	0	1	0	0	0	1	18
MERCEDES-BENZ	22	1	1	0	0	1	0	0	25
MITSUBISHI	3	0	0	0	0	1	0	0	4
NISSAN	10	30	0	0	0	26	0	1	67
OPEL	1	0	0	0	0	0	0	0	1
PALOMINO	1	0	0	0	0	0	0	0	1
PEUGEOT	2	2	1	0	0	0	0	0	5
POLARIS	9	1	1	0	0	0	1	1	13
PORSCHE	1	0	0	0	0	0	0	0	1
RAGNAR VALSSON	0	0	0	0	0	0	0	1	1
RENAULT	22	3	2	0	0	0	0	1	28
SAURIUM	1	0	0	0	0	0	0	0	1
SCANIA	1	0	0	0	0	0	0	0	1
SKI-DOO	5	0	0	0	0	0	0	0	5
SKODA	19	1	0	0	1	1	2	1	25
SUBARU	2	0	0	0	2	1	0	0	5
SUZUKI	2	0	0	0	0	2	0	1	5
TOYOTA	71	7	0	0	0	7	0	7	92
VM	1	0	0	0	0	0	0	0	1
VOLKSWAGEN	51	0	1	1	0	0	1	2	56
VOLVO	7	0	1	1	1	1	0	0	11
VP	0	0	0	0	0	0	0	1	1
YAMAHA	2	0	0	0	2	0	0	0	4
Alls	434	76	9	5	10	47	9	25	615

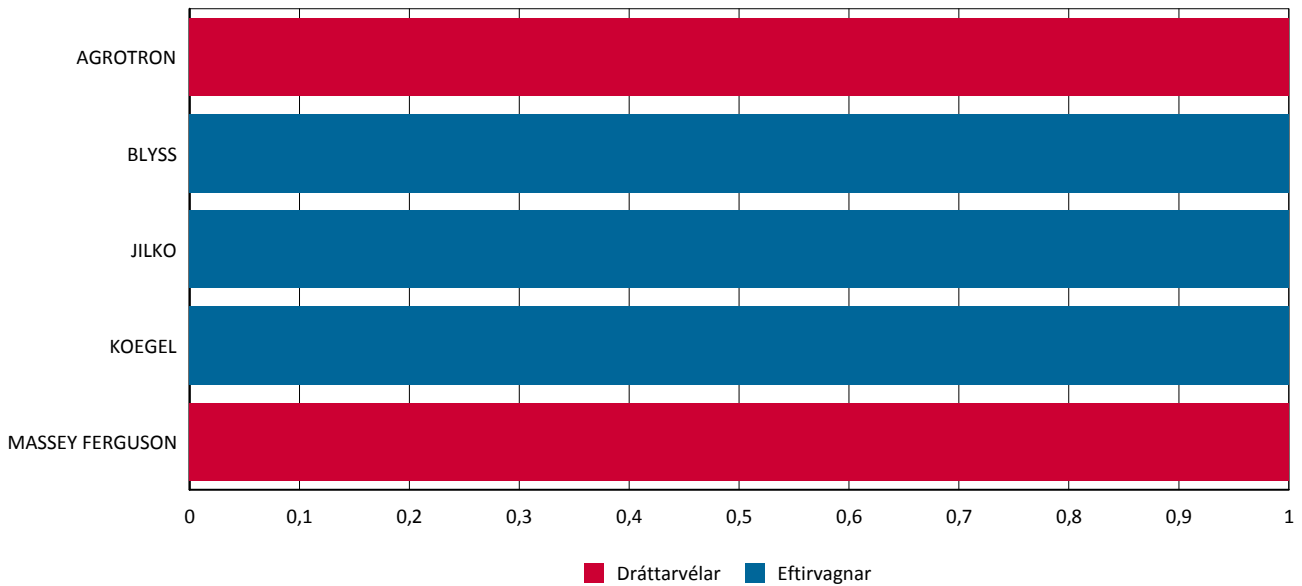
Nýskráning notaðra ökutæki eftir tegund

Tímabil: 1.2.2014 - 28.2.2014

Topp 20



Topp 20

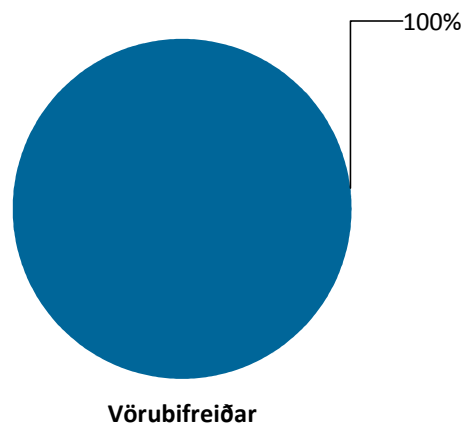
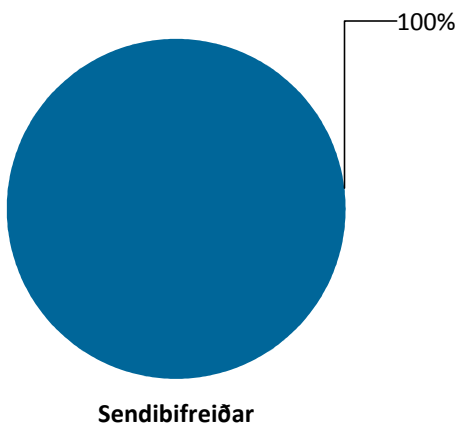
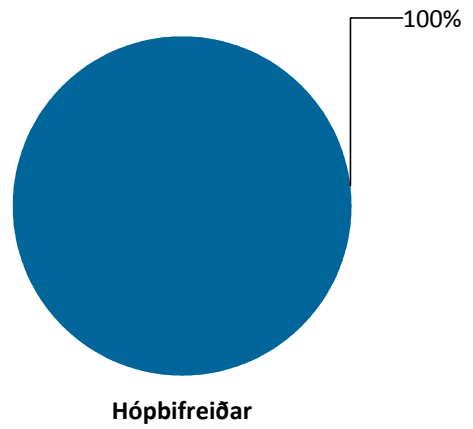
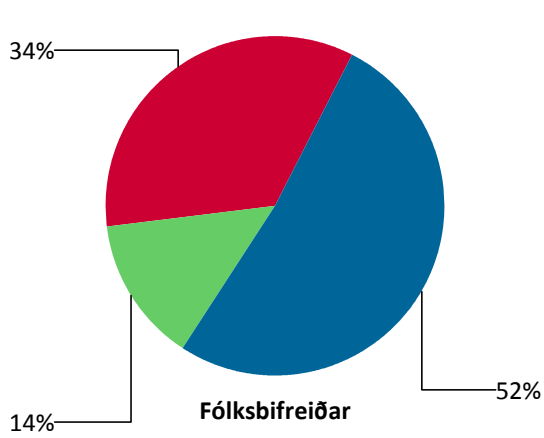
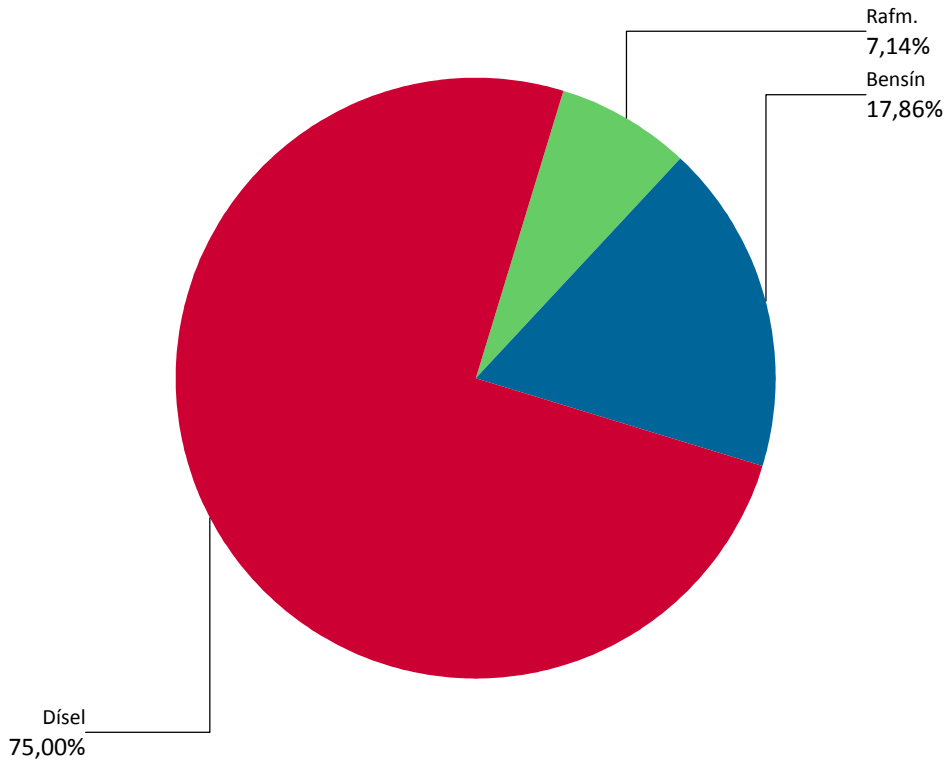


	Fólksbifreiðar	Hópbifreiðar	Sendibifreiðar	Vörubifreiðar	Alls
BMW	9	0	0	0	9
FORD	0	1	10	0	11
LAND ROVER	1	0	0	0	1
MAN	0	0	0	4	4
MERCEDES BENZ	0	0	0	1	1
MERCEDES-BENZ	2	2	1	2	7
NISSAN	4	0	0	0	4
OPEL	1	0	0	0	1
PLYMOUTH	1	0	0	0	1
RENAULT	0	1	1	0	2
SCANIA	0	0	0	2	2
SKODA	2	0	0	0	2
TOYOTA	7	0	0	0	7
VOLKSWAGEN	1	0	0	0	1
VOLVO	1	0	0	0	1
Alls	29	4	12	9	54

	Dráttarvélar	Eftirvagnar	Alls
AGROTRON	1	0	1
BLYSS	0	1	1
JILKO	0	1	1
KOEGEL	0	1	1
MASSEY FERGUSON	1	0	1
Alls	2	3	5

Nýskráning notaðra ökutækja eftir orkugjafa

Dagsetning: 1.2.2014 - 28.2.2014



■ Bensín ■ Dísel ■ Rafm.

Fólksbifreiðar

	Bensín	Dísel	Rafm.	Alls
BMW	2	7	0	9
LAND ROVER	0	1	0	1
MERCEDES-BENZ	0	2	0	2
NISSAN	0	0	4	4
OPEL	1	0	0	1
PLYMOUTH	1	0	0	1
SKODA	0	2	0	2
TOYOTA	6	1	0	7
VOLKSWAGEN	0	1	0	1
VOLVO	0	1	0	1
Alls	10	15	4	29

Hópbifreiðar

	Dísel	Alls
FORD	1	1
MERCEDES-BENZ	2	2
RENAULT	1	1
Alls	4	4

Sendibifreiðar

	Dísel	Alls
FORD	10	10
MERCEDES-BENZ	1	1
RENAULT	1	1
Alls	12	12

Vörubifreiðar

	Dísel	Alls
MAN	4	4
MERCEDES BENZ	1	1
MERCEDES-BENZ	2	2
SCANIA	2	2
Alls	9	9

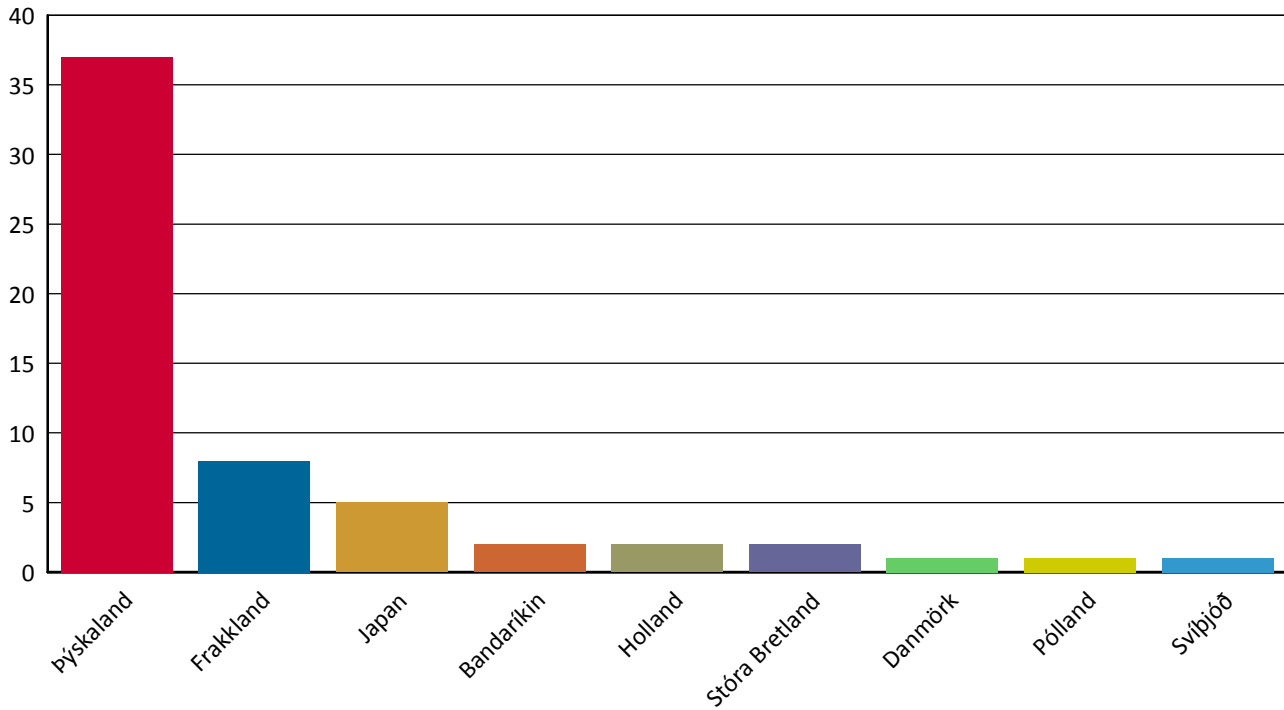
Dráttarvélar

	Dísel	Alls
AGROTRON	1	1
MASSEY FERGUSON	1	1
Alls	2	2

Nýskráning notaðra ökutækja eftir framleiðslulöndum

Tímabil: 1.2.2014 - 28.2.2014

Topp 20



	Fólksbifreiðar	Hópbifreiðar	Sendibifreiðar	Vörubifreiðar	Alls
Bandaríkin	2	0	0	0	2
Frakkland	6	1	1	0	8
Holland	0	0	0	2	2
Japan	5	0	0	0	5
Stóra Bretland	1	0	0	0	1
Svíþjóð	1	0	0	0	1
Þýskaland	14	3	11	7	35
Alls	29	4	12	9	54

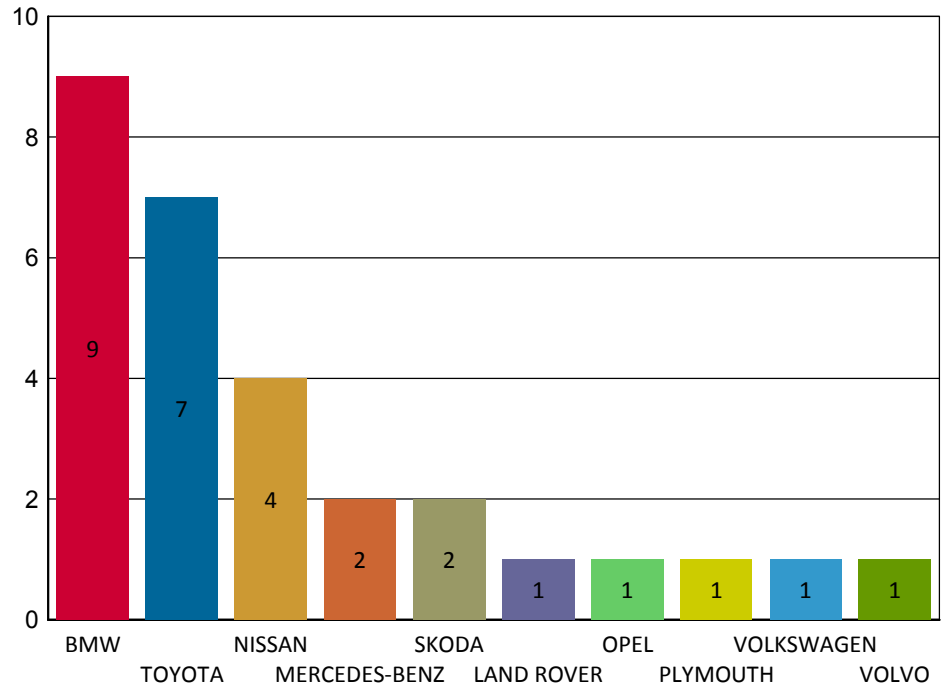
	Dráttarvélur	Eftirvagnar	Alls
Danmörk	0	1	1
Pólland	0	1	1
Stóra Bretland	1	0	1
Þýskaland	1	1	2
Alls	2	3	5

Nýskráning notaðra ökutækja - Topp 10 fólksbifreiðar

Tímabil: 1.2.2014 - 28.2.2014

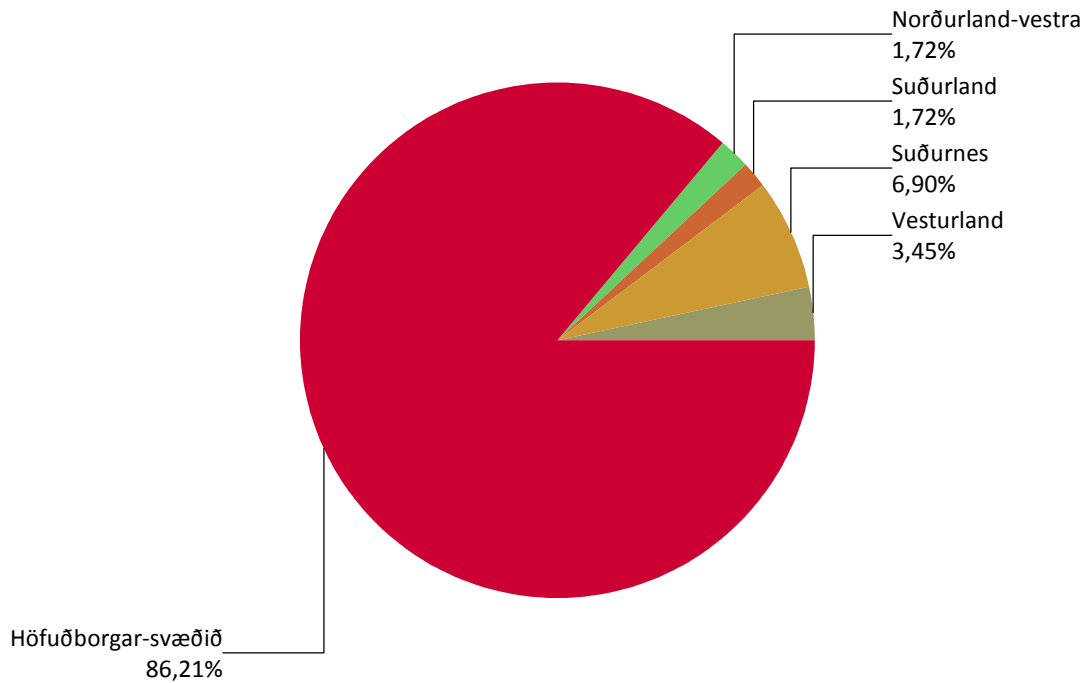
Topp 10

Fólksbifreiðar	
BMW	9
TOYOTA	7
NISSAN	4
MERCEDES-BENZ	2
SKODA	2
LAND ROVER	1
OPEL	1
PLYMOUTH	1
VOLKSWAGEN	1
VOLVO	1



Nýskráning notaðra ökutækja eftir landshlutum

Dagsetning: 1.2.2014 - 28.2.2014



	Höfuðborgar-svæðið	Suðurnes	Vesturland	Norðurland-vestra	Suðurland	Alls
Fólksbífreiðar	27	1	0	0	0	28
Hópbífreiðar	3	0	1	0	0	4
Sendibífreiðar	11	1	0	0	0	12
Vörubífreiðar	6	2	0	1	0	9
Dráttarvélar	1	0	1	0	0	2
Eftirvagnar	2	0	0	0	1	3
Alls	50	4	2	1	1	58

	Höfuðborgar-svæðið	Suðurnes	Vesturland	Norðurland-vestra	Suðurland	Alls
AGROTRON	0	0	1	0	0	1
BLYSS	0	0	0	0	1	1
BMW	9	0	0	0	0	9
FORD	10	1	0	0	0	11
JILKO	1	0	0	0	0	1
KOEGEL	1	0	0	0	0	1
LAND ROVER	1	0	0	0	0	1
MAN	2	1	0	1	0	4
MASSEY FERGUSON	1	0	0	0	0	1
MERCEDES BENZ	1	0	0	0	0	1
MERCEDES-BENZ	5	1	1	0	0	7
NISSAN	4	0	0	0	0	4
OPEL	1	0	0	0	0	1
PLYMOUTH	1	0	0	0	0	1
RENAULT	2	0	0	0	0	2
SCANIA	2	0	0	0	0	2
SKODA	2	0	0	0	0	2
TOYOTA	6	1	0	0	0	7
VOLKSWAGEN	1	0	0	0	0	1
Alls	50	4	2	1	1	58