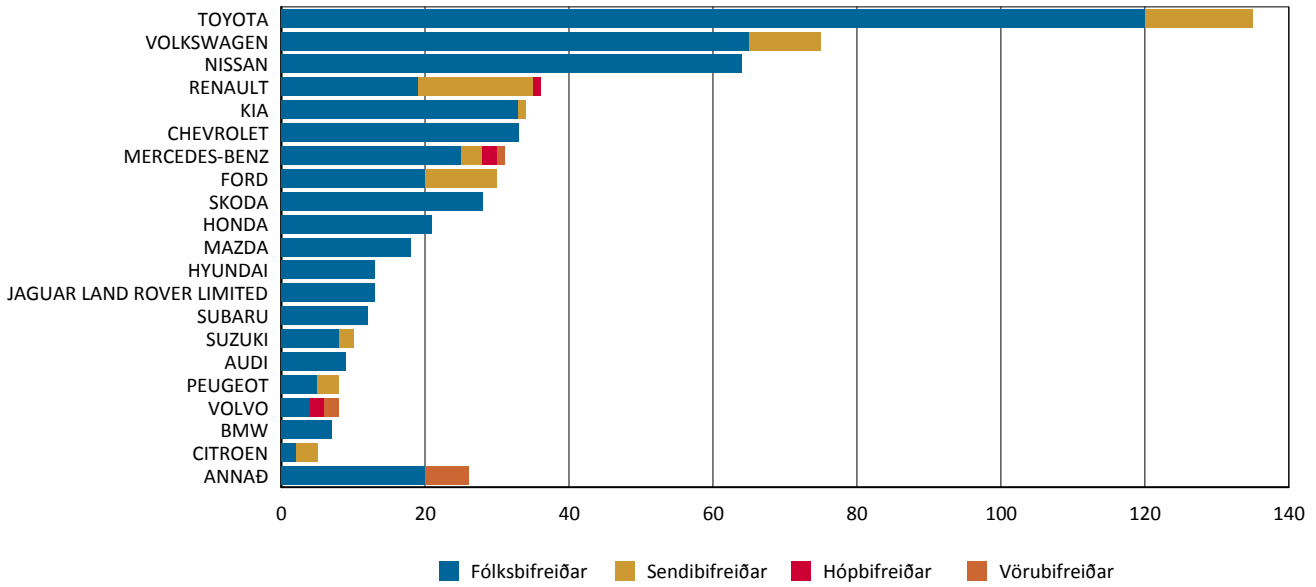


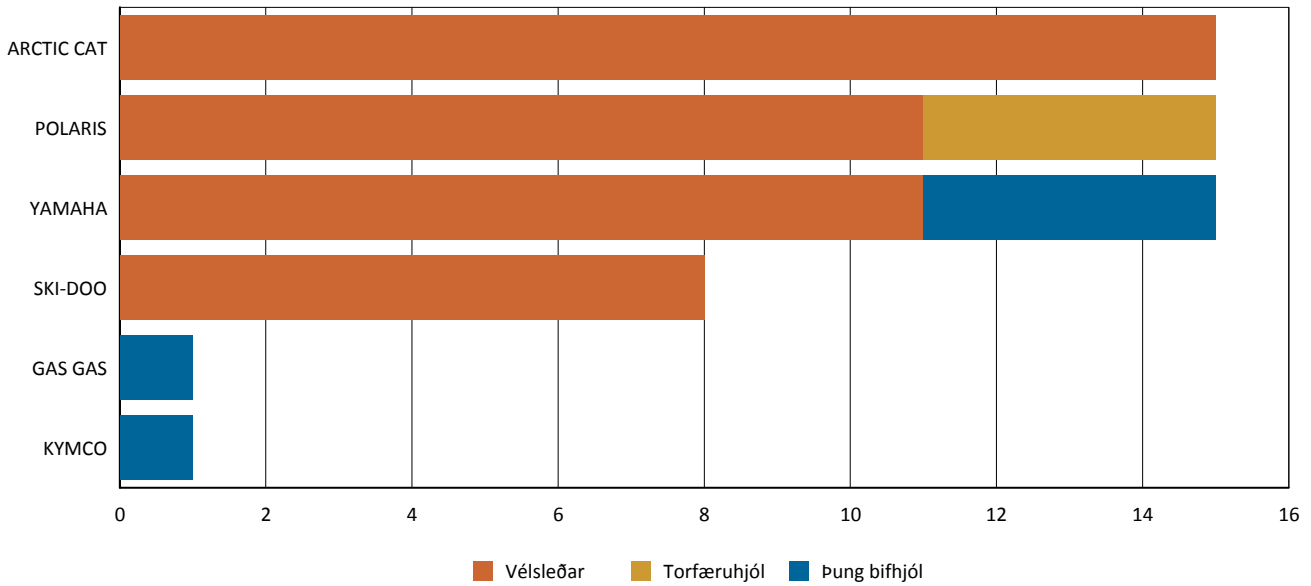
### Nýskráning nýrra ökutæki eftir tegund

Tímabil: 1.1.2014 - 31.1.2014

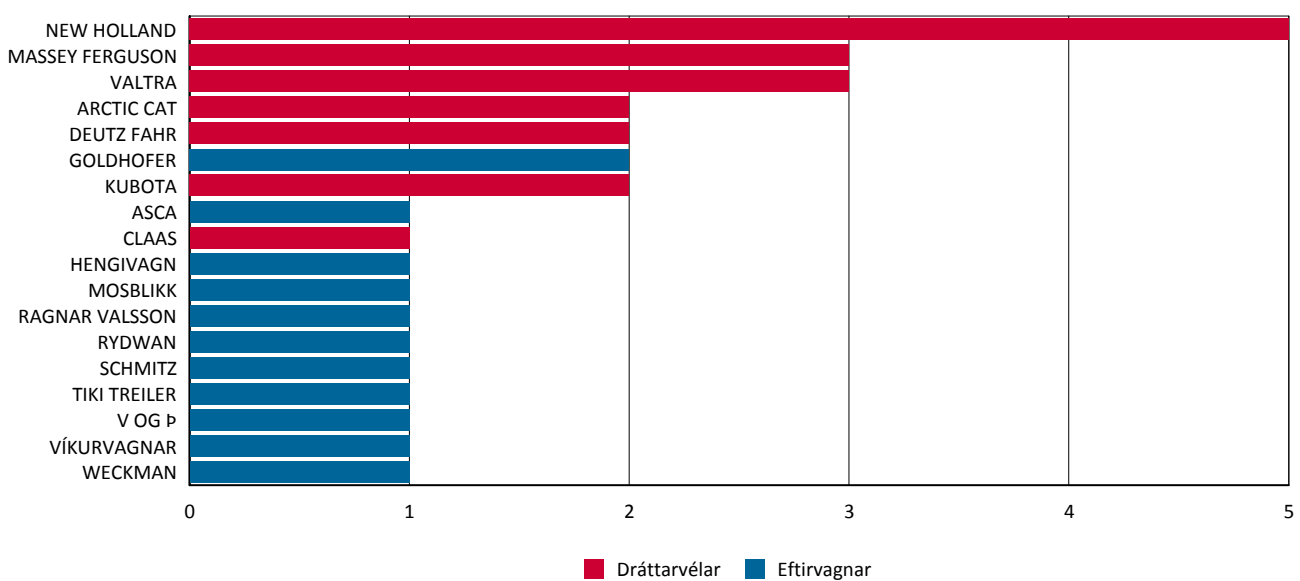
#### Topp 20



#### Topp 20



#### Topp 20



	Fólksbifreiðar	Hópbifreiðar	Sendibifreiðar	Vörubifreiðar	Alls
AUDI	9	0	0	0	9
BMW	7	0	0	0	7
CHEVROLET	33	0	0	0	33
CITROEN	2	0	3	0	5
DACIA	5	0	0	0	5
DODGE	1	0	0	0	1
FORD	20	0	10	0	30
HONDA	21	0	0	0	21
HYUNDAI	13	0	0	0	13
JAGUAR LAND ROVER	3	0	0	0	3
JAGUAR LAND ROVER	13	0	0	0	13
KIA	33	0	1	0	34
LEXUS	3	0	0	0	3
MAN	0	0	0	2	2
MAZDA	18	0	0	0	18
MERCEDES-BENZ	25	2	3	1	31
MITSUBISHI	2	0	0	0	2
NISSAN	64	0	0	0	64
PEUGEOT	5	0	3	0	8
PORSCHE	3	0	0	0	3
PRINOTH	0	0	0	1	1
RENAULT	19	1	16	0	36
SCANIA	0	0	0	3	3
SKODA	28	0	0	0	28
SUBARU	12	0	0	0	12
SUZUKI	8	0	2	0	10
TESLA MOTORS	3	0	0	0	3
TOYOTA	120	0	15	0	135
VOLKSWAGEN	65	0	10	0	75
VOLVO	4	2	0	2	8
<b>Alls</b>	<b>539</b>	<b>5</b>	<b>63</b>	<b>9</b>	<b>616</b>

	Pung bifhjól	Torfæruhjól	Vélsleðar	Alls
ARCTIC CAT	0	0	15	15
GAS GAS	1	0	0	1
KYMCO	1	0	0	1
POLARIS	0	4	11	15
SKI-DOO	0	0	8	8
YAMAHA	4	0	11	15
<b>Alls</b>	<b>6</b>	<b>4</b>	<b>45</b>	<b>55</b>

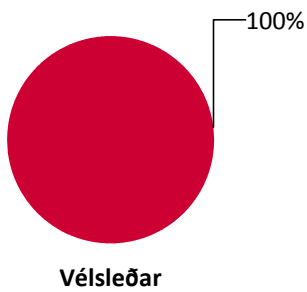
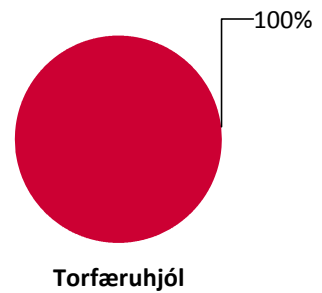
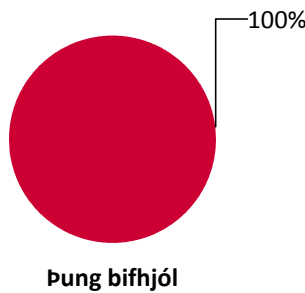
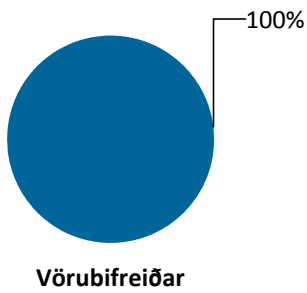
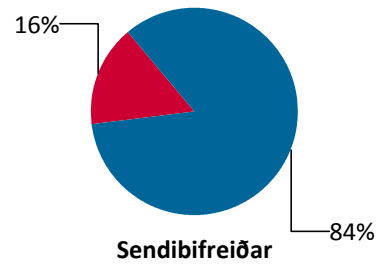
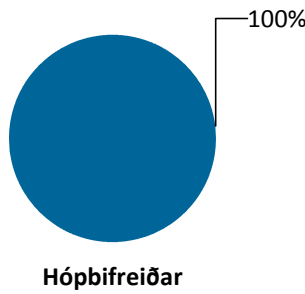
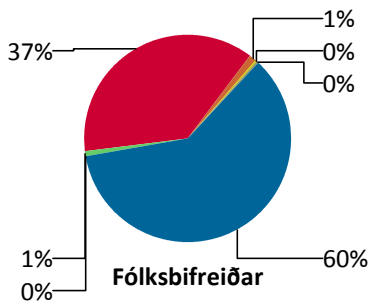
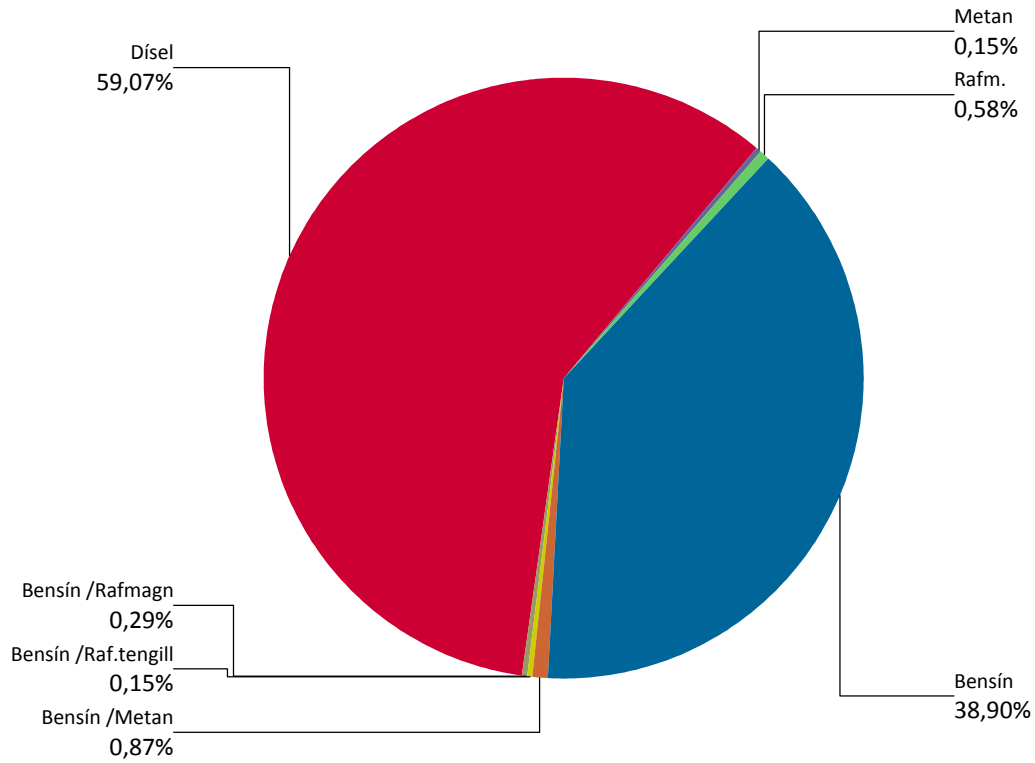
	Dráttarvélar	Eftirvagnar	Alls
ARCTIC CAT	2	0	2
ASCA	0	1	1
CLAAS	1	0	1
DEUTZ FAHR	2	0	2
GOLDHOFER	0	2	2
HENGIVAGN	0	1	1
KUBOTA	2	0	2
MASSEY FERGUSON	3	0	3
MOSBLIKK	0	1	1
NEW HOLLAND	5	0	5
RAGNAR VALSSON	0	1	1
RYDWAN	0	1	1
SCHMITZ	0	1	1
TIKI TREILER	0	1	1

Heimilt er að birta einstaka niðurstöður úr þessari skýrslu ef heimilda er getið. Ekki er heimilt að afrita skýrsluna, hvorki að hluta né í heild sinni, til dreifingar.

	Dráttarvélar	Eftirvagnar	Alls
V OG P	0	1	1
VALTRA	3	0	3
VÍKURVAGNAR	0	1	1
WECKMAN	0	1	1
<b>Alls</b>	<b>18</b>	<b>12</b>	<b>30</b>

Nýskráning nýrra ökutækja eftir orkugjafa

Dagsetning: 1.1.2014 - 31.1.2014



## Fólksbifreiðar

	Bensín	Bensín /Metan	Bensín /Raf.ten	Bensín /Rafmag	Dísel	Metan	Rafm.	Alls
AUDI	0	0	0	0	9	0	0	9
BMW	0	0	0	0	7	0	0	7
CHEVROLET	20	0	0	0	13	0	0	33
CITROEN	0	0	0	0	2	0	0	2
DACIA	0	0	0	0	5	0	0	5
DODGE	1	0	0	0	0	0	0	1
FORD	16	0	0	0	4	0	0	20
HONDA	18	0	0	0	3	0	0	21
HYUNDAI	2	0	0	0	11	0	0	13
JAGUAR LAND ROVE	0	0	0	0	3	0	0	3
JAGUAR LAND ROVE	0	0	0	0	13	0	0	13
KIA	1	0	0	0	32	0	0	33
LEXUS	3	0	0	0	0	0	0	3
MAZDA	17	0	0	0	1	0	0	18
MERCEDES-BENZ	3	0	0	0	22	0	0	25
MITSUBISHI	0	0	0	0	2	0	0	2
NISSAN	11	0	0	0	52	0	1	64
PEUGEOT	3	0	0	0	2	0	0	5
PORSCHE	1	0	0	0	2	0	0	3
RENAULT	4	0	0	0	15	0	0	19
SKODA	6	0	0	0	22	0	0	28
SUBARU	10	0	0	0	2	0	0	12
SUZUKI	8	0	0	0	0	0	0	8
TESLA MOTORS	0	0	0	0	0	0	3	3
TOYOTA	43	0	1	2	74	0	0	120
VOLKSWAGEN	34	6	0	0	24	1	0	65
VOLVO	0	0	0	0	4	0	0	4
<b>Alls</b>	<b>201</b>	<b>6</b>	<b>1</b>	<b>2</b>	<b>324</b>	<b>1</b>	<b>4</b>	<b>539</b>

## Hópbifreiðar

	Dísel	Alls
MERCEDES-BENZ	2	2
RENAULT	1	1
VOLVO	2	2
<b>Alls</b>	<b>5</b>	<b>5</b>

## Sendibifreiðar

	Bensín	Dísel	Alls
CITROEN	1	2	3
FORD	0	10	10
KIA	0	1	1
MERCEDES-BENZ	0	3	3
PEUGEOT	0	3	3
RENAULT	0	16	16
SUZUKI	2	0	2
TOYOTA	3	12	15
VOLKSWAGEN	4	6	10
<b>Alls</b>	<b>10</b>	<b>53</b>	<b>63</b>

**Vörubifreiðar**

	Dísel	Alls
MAN	2	2
MERCEDES-BENZ	1	1
PRINOTH	1	1
SCANIA	3	3
VOLVO	2	2
<b>Alls</b>	<b>9</b>	<b>9</b>

**Pung bifhjól**

	Bensín	Alls
GAS GAS	1	1
KYMCO	1	1
YAMAHA	4	4
<b>Alls</b>	<b>6</b>	<b>6</b>

**Torfæruhjól**

	Bensín	Alls
POLARIS	4	4
<b>Alls</b>	<b>4</b>	<b>4</b>

**Vélsleðar**

	Bensín	Alls
ARCTIC CAT	15	15
POLARIS	11	11
SKI-DOO	8	8
YAMAHA	11	11
<b>Alls</b>	<b>45</b>	<b>45</b>

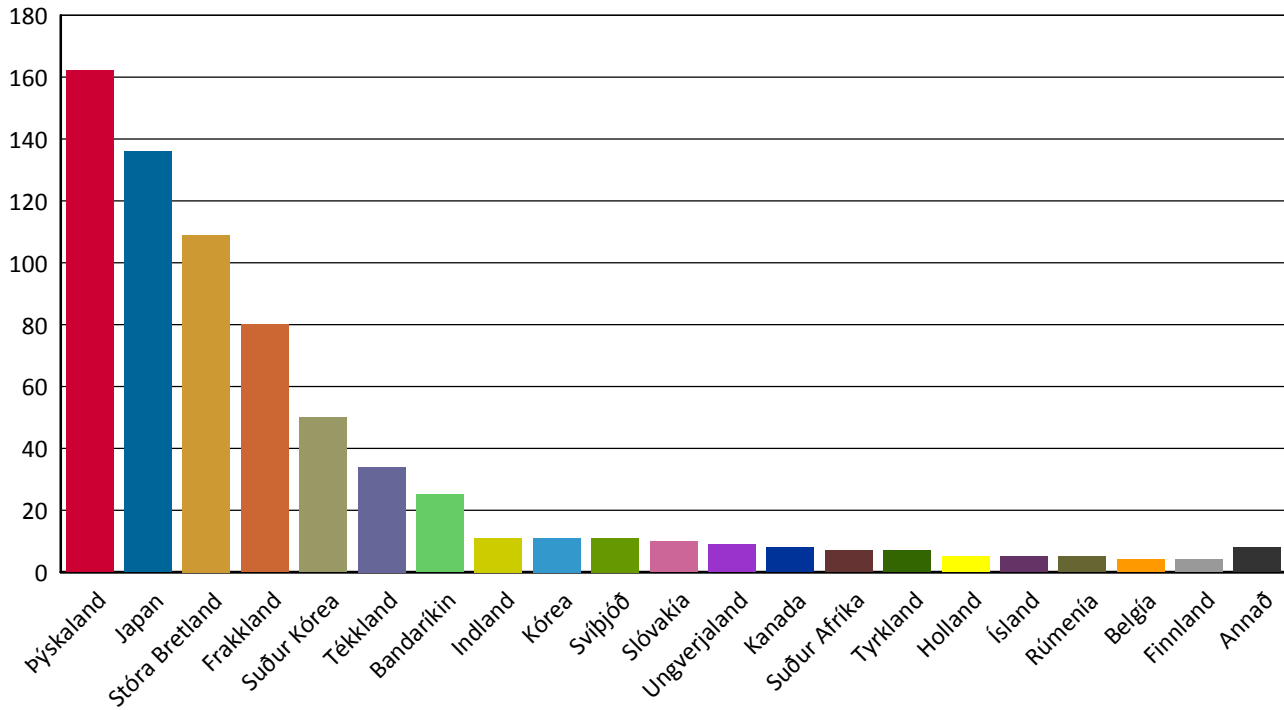
**Dráttarvélar**

	Bensín	Dísel	Alls
ARCTIC CAT	2	0	2
CLAAS	0	1	1
DEUTZ FAHR	0	2	2
KUBOTA	0	2	2
MASSEY FERGUSON	0	3	3
NEW HOLLAND	0	5	5
VALTRA	0	3	3
<b>Alls</b>	<b>2</b>	<b>16</b>	<b>18</b>

## Nýskráning nýrra ökutækja eftir framleiðslulöndum

Tímabil: 1.1.2014 - 31.1.2014

## Topp 20



	Fólksbifreiðar	Hópbifreiðar	Sendibifreiðar	Vörubifreiðar	Alls
Austurríki	0	0	0	1	1
Bandaríkin	6	0	0	0	6
Belgía	0	0	4	0	4
Frakkland	49	1	25	0	75
Indland	11	0	0	0	11
Japan	118	0	1	0	119
Kórea	11	0	0	0	11
Rúmenía	5	0	0	0	5
Slóvakía	10	0	0	0	10
Spánn	1	0	0	0	1
Stóra Bretland	97	0	1	0	98
Suður Afríka	0	0	7	0	7
Suður Kórea	49	0	1	0	50
Svíþjóð	4	2	0	5	11
Tékkland	34	0	0	0	34
Tyrkland	7	0	0	0	7
Ungverjaland	8	0	1	0	9
Þýskaland	129	2	23	3	157
<b>Alls</b>	<b>539</b>	<b>5</b>	<b>63</b>	<b>9</b>	<b>616</b>

	Pung bifhjól	Torfæruhjól	Vélsleðar	Alls
Bandaríkin	0	4	15	19
Japan	4	0	11	15
Kanada	0	0	8	8
Spánn	1	0	0	1
Stóra Bretland	0	0	11	11
Taiwan	1	0	0	1
<b>Alls</b>	<b>6</b>	<b>4</b>	<b>45</b>	<b>55</b>

	Dráttarvélur	Eftirvagnar	Alls
Austurríki	2	0	2
Finnland	3	1	4

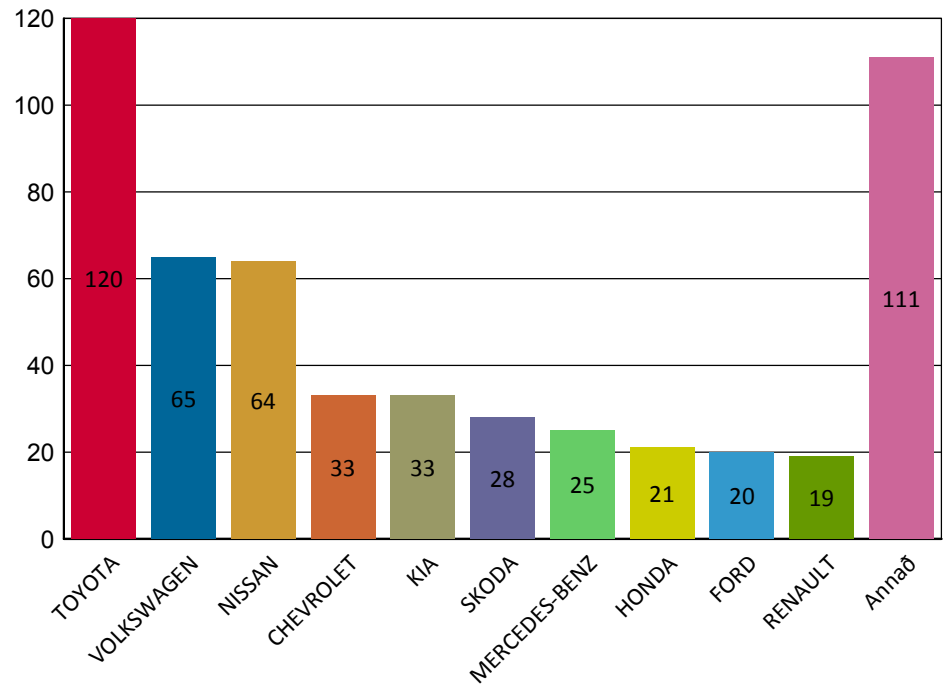
	Dráttarvélar	Eftirvagnar	Alls
Frakkland	4	1	5
Holland	5	0	5
Ísland	0	5	5
Japan	2	0	2
Lettland	0	1	1
Pólland	0	1	1
Þýskaland	2	3	5
<b>Alls</b>	<b>18</b>	<b>12</b>	<b>30</b>



## Nýskráning nýrra ökutækja - Topp 10 fólksbifreiðar

Tímabil: 1.1.2014 - 31.1.2014

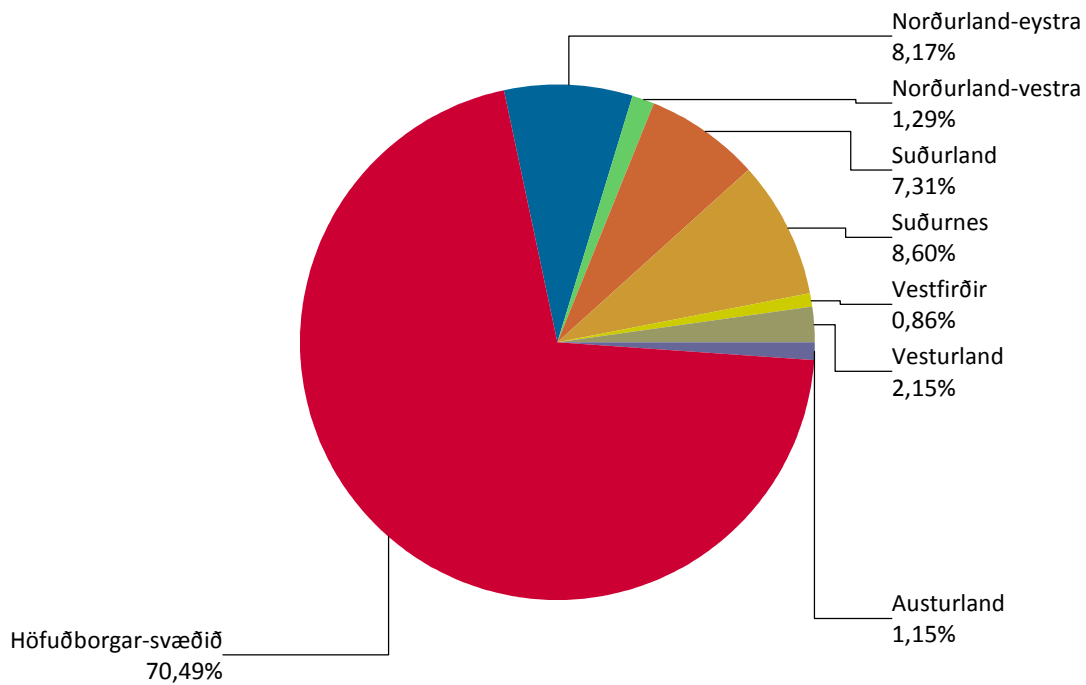
## Topp 10



Fólksbifreiðar	
TOYOTA	120
VOLKSWAGEN	65
NISSAN	64
CHEVROLET	33
KIA	33
SKODA	28
MERCEDES-BENZ	25
HONDA	21
FORD	20
RENAULT	19

## Nýskráning nýrra ökutækja eftir landshlutum

Dagsetning: 1.1.2014 - 31.1.2014



	Höfuðborgar-svæðið	Suðurnes	Vesturland	Vestfirðir	Norðurland-vestra	Norðurland-eystra	Austurland	Suðurland	Alls
Fólksbifreiðar	393	52	11	5	4	43	4	24	536
Hópbifreiðar	4	0	1	0	0	0	0	0	5
Sendibifreiðar	48	6	1	0	1	5	1	1	63
Vörubifreiðar	6	0	1	0	0	1	0	1	9
pung bifhjól	6	0	0	0	0	0	0	0	6
Torfæruhjól	4	0	0	0	0	0	0	0	4
Vélsleðar	17	0	0	0	1	6	1	20	45
Dráttarvélar	5	2	1	1	3	1	0	5	18
Eftirvagnar	9	0	0	0	0	1	2	0	12
<b>Alls</b>	<b>492</b>	<b>60</b>	<b>15</b>	<b>6</b>	<b>9</b>	<b>57</b>	<b>8</b>	<b>51</b>	<b>698</b>

	Höfuðborgar-svæðið	Suðurnes	Vesturland	Vestfirðir	Norðurland-vestra	Norðurland-eystra	Austurland	Suðurland	Alls
ARCTIC CAT	1	2	0	0	1	3	0	10	17
ASCA	1	0	0	0	0	0	0	0	1
AUDI	8	0	0	0	0	0	1	0	9
BMW	7	0	0	0	0	0	0	0	7
CHEVROLET	29	2	0	0	0	2	0	0	33
CITROEN	5	0	0	0	0	0	0	0	5
CLAAS	0	0	0	0	1	0	0	0	1
DACIA	3	0	1	0	1	0	0	0	5
DEUTZ FAHR	0	0	0	0	0	1	0	1	2
DODGE	1	0	0	0	0	0	0	0	1
FORD	29	1	0	0	0	0	0	0	30
GAS GAS	1	0	0	0	0	0	0	0	1
GOLDHOFER	2	0	0	0	0	0	0	0	2
HENGIVAGN	1	0	0	0	0	0	0	0	1
HONDA	18	1	2	0	0	0	0	0	21
HYUNDAI	8	1	1	0	1	2	0	0	13
JAGUAR LAND ROVER	1	1	0	0	0	1	0	0	3

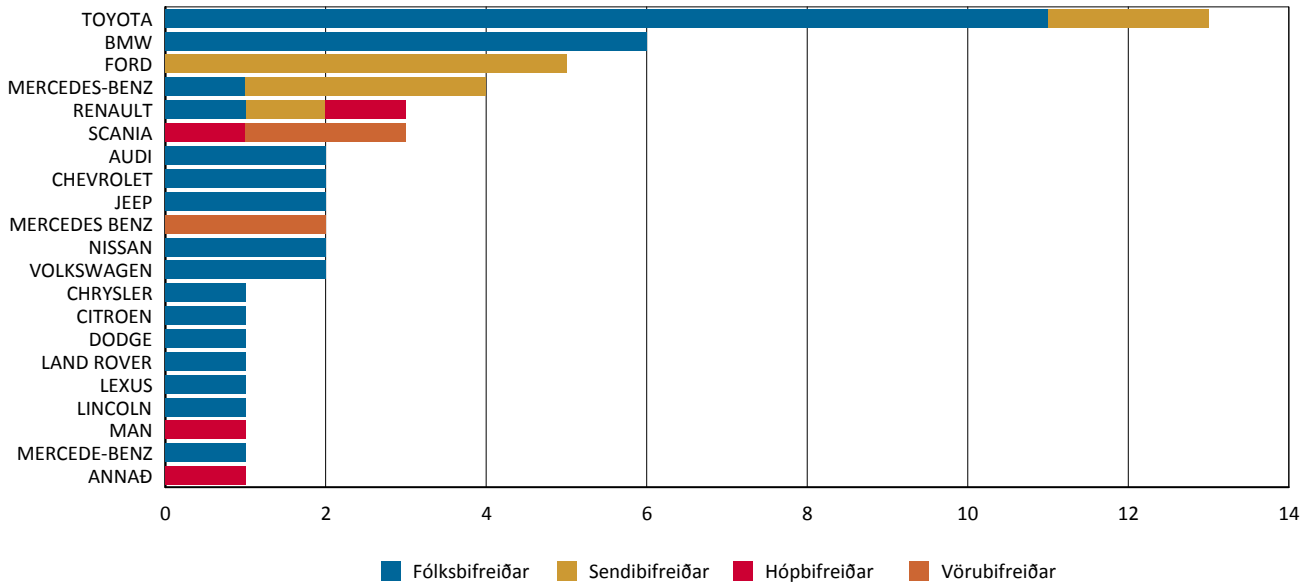
Heimilt er að birta einstaka niðurstöður úr þessari skýrslu ef heimilda er getið. Ekki er heimilt að afrita skýrsluna, hvorki að hluta né í heild sinni, til dreifingar.

	Höfuðborgar -svæðið	Suðurnes	Vesturland	Vestfirðir	Norðurland- vestra	Norðurland- eystra	Austurland	Suðurland	Alls
JAGUAR LAND ROVER LI	9	1	0	2	0	0	0	1	13
KIA	25	4	3	0	0	1	1	0	34
KUBOTA	0	0	1	0	1	0	0	0	2
KYMCO	1	0	0	0	0	0	0	0	1
LEXUS	2	0	0	0	0	0	0	1	3
MAN	2	0	0	0	0	0	0	0	2
MASSEY FERGUSON	0	0	0	0	0	0	0	3	3
MAZDA	15	2	0	0	0	1	0	0	18
MERCEDES-BENZ	17	0	1	0	1	9	0	3	31
MITSUBISHI	1	0	1	0	0	0	0	0	2
MOSBLIKK	0	0	0	0	0	0	1	0	1
NEW HOLLAND	5	0	0	0	0	0	0	0	5
NISSAN	26	15	0	0	0	20	0	3	64
PEUGEOT	8	0	0	0	0	0	0	0	8
POLARIS	12	0	0	0	0	3	0	0	15
PORSCHE	0	0	0	0	0	0	0	1	1
PRINOTH	1	0	0	0	0	0	0	0	1
RAGNAR VALSSON	0	0	0	0	0	1	0	0	1
RENAULT	26	4	0	1	0	2	0	3	36
RYDWAN	0	0	0	0	0	0	1	0	1
SCANIA	1	0	0	0	0	1	0	1	3
SCHMITZ	1	0	0	0	0	0	0	0	1
SKI-DOO	8	0	0	0	0	0	0	0	8
SKODA	16	4	2	1	1	1	0	3	28
SUBARU	8	1	0	0	0	1	1	1	12
SUZUKI	5	1	0	1	0	2	1	0	10
TESLA MOTORS	3	0	0	0	0	0	0	0	3
TIKI TREILER	1	0	0	0	0	0	0	0	1
TOYOTA	110	11	1	0	0	3	1	8	134
V OG P	1	0	0	0	0	0	0	0	1
VALTRA	0	0	0	1	1	0	0	1	3
VÍKURVAGNAR	1	0	0	0	0	0	0	0	1
VOLKSWAGEN	60	9	1	0	1	3	0	1	75
VOLVO	7	0	1	0	0	0	0	0	8
WECKMAN	1	0	0	0	0	0	0	0	1
YAMAHA	4	0	0	0	0	0	1	10	15
<b>Alls</b>	<b>492</b>	<b>60</b>	<b>15</b>	<b>6</b>	<b>9</b>	<b>57</b>	<b>8</b>	<b>51</b>	<b>698</b>

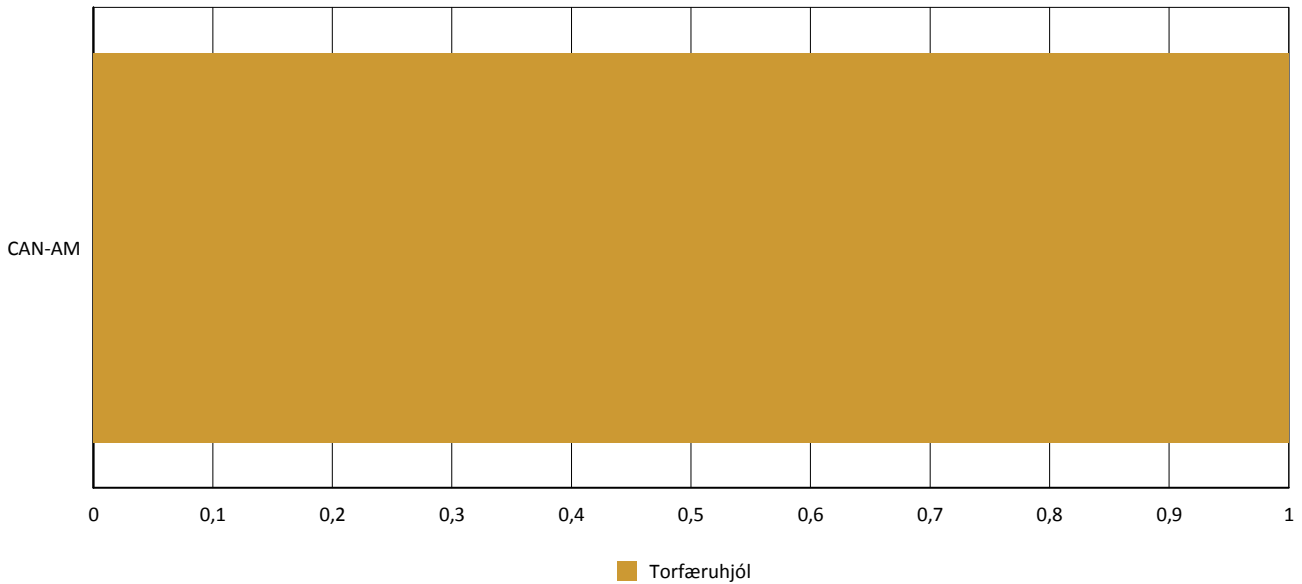
### Nýskráning notaðra ökutæki eftir tegund

Tímabil: 1.1.2014 - 31.1.2014

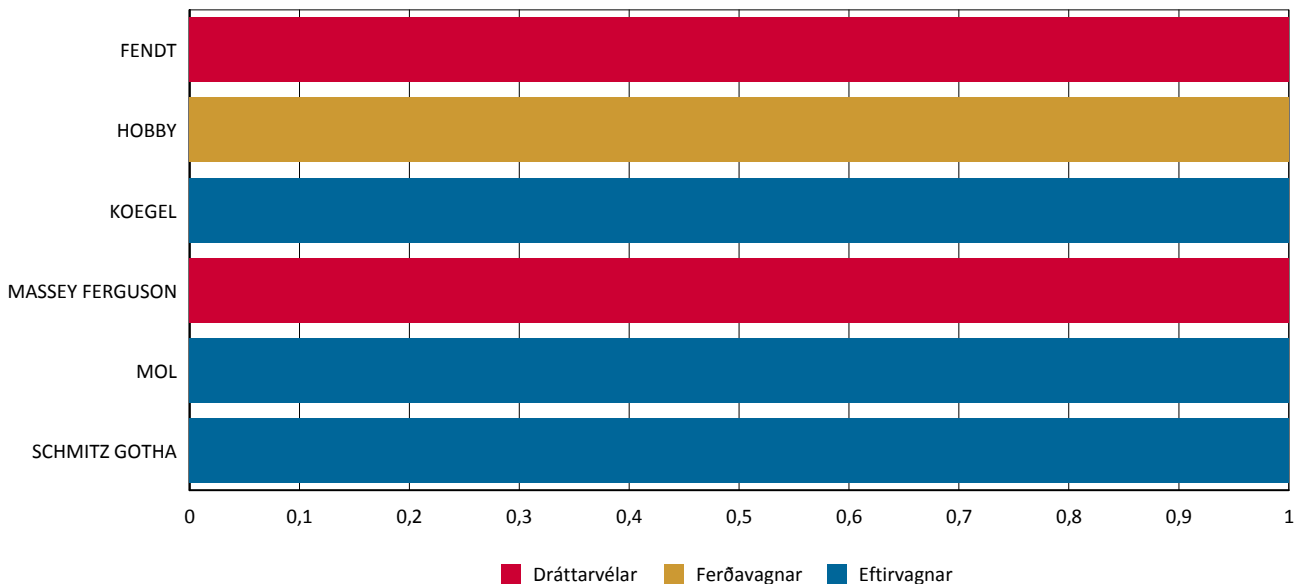
#### Topp 20



#### Topp 20



#### Topp 20



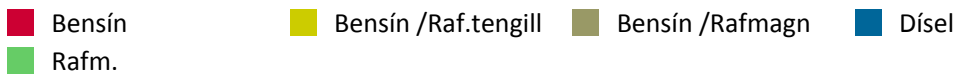
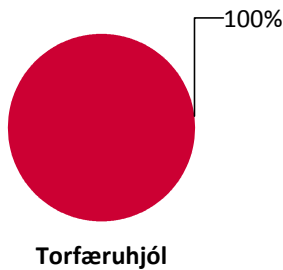
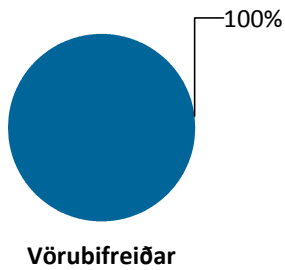
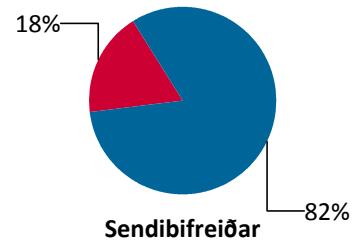
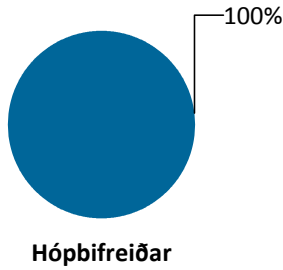
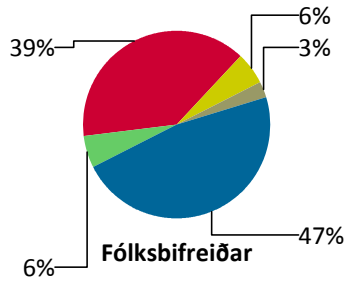
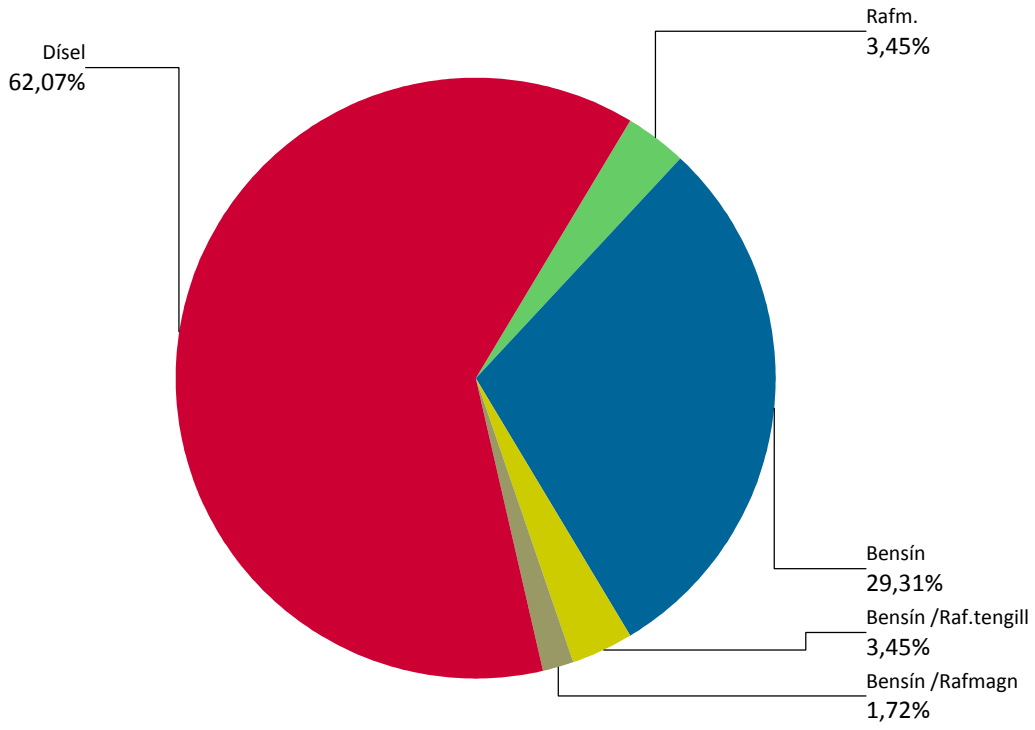
	Fólksbifreiðar	Hópbifreiðar	Sendibifreiðar	Vörubifreiðar	Alls
AUDI	2	0	0	0	2
BMW	6	0	0	0	6
CHEVROLET	2	0	0	0	2
CHRYSLER	1	0	0	0	1
CITROEN	1	0	0	0	1
DODGE	1	0	0	0	1
FORD	0	0	5	0	5
JEEP	2	0	0	0	2
LAND ROVER	1	0	0	0	1
LEXUS	1	0	0	0	1
LINCOLN	1	0	0	0	1
MAN	0	1	0	0	1
MERCEDE-BENZ	1	0	0	0	1
MERCEDES BENZ	0	0	0	2	2
MERCEDES-BENZ	1	0	3	0	4
NISSAN	2	0	0	0	2
RENAULT	1	1	1	0	3
SCANIA	0	1	0	2	3
TOYOTA	11	0	2	0	13
VDL	0	1	0	0	1
VOLKSWAGEN	2	0	0	0	2
<b>Alls</b>	<b>36</b>	<b>4</b>	<b>11</b>	<b>4</b>	<b>55</b>

	Torfæruhjól	Alls
CAN-AM	1	1
<b>Alls</b>	<b>1</b>	<b>1</b>

	Dráttarvélar	Eftirvagnar	Ferðavagnar	Alls
FENDT	1	0	0	1
HOBBY	0	0	1	1
KOEGEL	0	1	0	1
MASSEY FERGUSON	1	0	0	1
MOL	0	1	0	1
SCHMITZ GOTHA	0	1	0	1
<b>Alls</b>	<b>2</b>	<b>3</b>	<b>1</b>	<b>6</b>

Nýskráning notaðra ökutækja eftir orkugjafa

Dagsetning: 1.1.2014 - 31.1.2014



**Fólksbifreiðar**

	Bensín	Bensín /Raf.ten	Bensín /Rafmag	Dísel	Rafm.	Alls
AUDI	1	0	0	1	0	2
BMW	0	0	0	6	0	6
CHEVROLET	0	2	0	0	0	2
CHRYSLER	0	0	0	1	0	1
CITROEN	1	0	0	0	0	1
DODGE	0	0	0	1	0	1
JEEP	2	0	0	0	0	2
LAND ROVER	1	0	0	0	0	1
LEXUS	0	0	1	0	0	1
LINCOLN	1	0	0	0	0	1
MERCEDE-BENZ	0	0	0	1	0	1
MERCEDES-BENZ	0	0	0	1	0	1
NISSAN	0	0	0	0	2	2
RENAULT	1	0	0	0	0	1
TOYOTA	6	0	0	5	0	11
VOLKSWAGEN	1	0	0	1	0	2
<b>Alls</b>	<b>14</b>	<b>2</b>	<b>1</b>	<b>17</b>	<b>2</b>	<b>36</b>

**Hópbifreiðar**

	Dísel	Alls
MAN	1	1
RENAULT	1	1
SCANIA	1	1
VDL	1	1
<b>Alls</b>	<b>4</b>	<b>4</b>

**Sendibifreiðar**

	Bensín	Dísel	Alls
FORD	0	5	5
MERCEDES-BENZ	0	3	3
RENAULT	0	1	1
TOYOTA	2	0	2
<b>Alls</b>	<b>2</b>	<b>9</b>	<b>11</b>

**Vörubifreiðar**

	Dísel	Alls
MERCEDES BENZ	2	2
SCANIA	2	2
<b>Alls</b>	<b>4</b>	<b>4</b>

**Torfæruhjól**

	Bensín	Alls
CAN-AM	1	1
<b>Alls</b>	<b>1</b>	<b>1</b>

**Dráttarvélar**

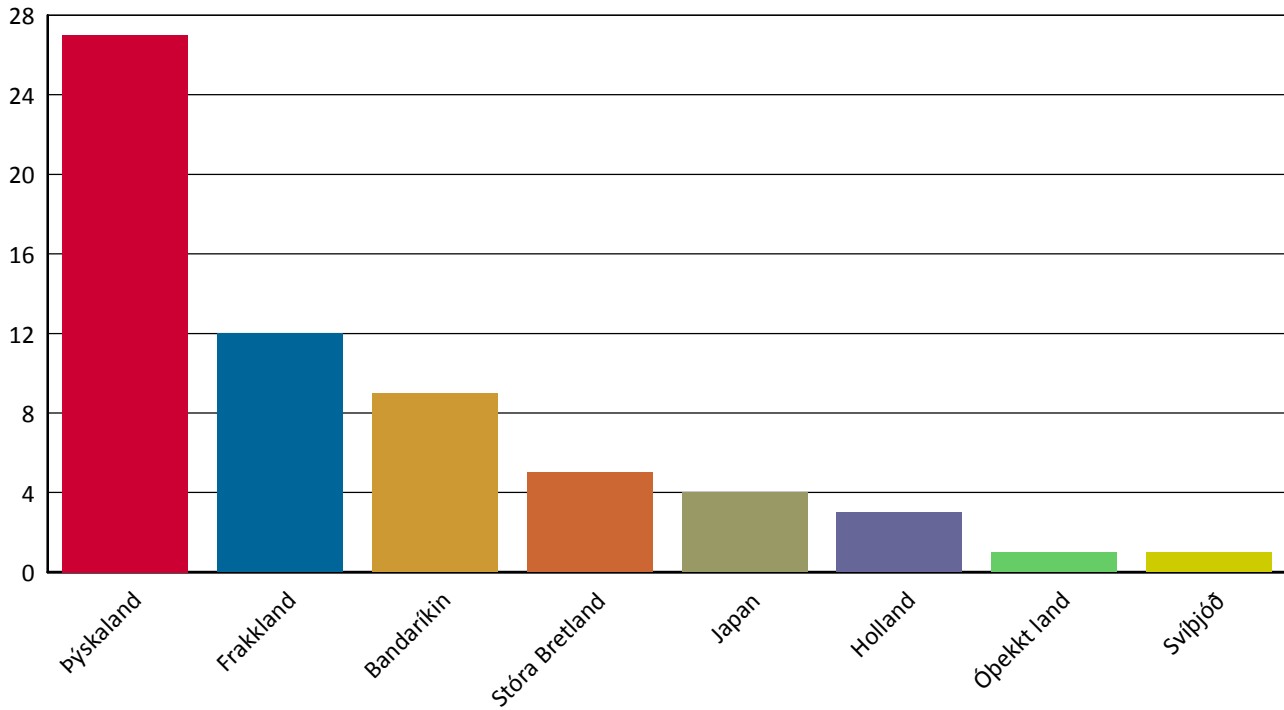
	Dísel	Alls
FENDT	1	1
MASSEY FERGUSON	1	1
Alls	2	2



## Nýskráning notaðra ökutækja eftir framleiðslulöndum

Tímabil: 1.1.2014 - 31.1.2014

## Topp 20



	Fólksbifreiðar	Hópbifreiðar	Sendibifreiðar	Vörubifreiðar	Alls
Bandaríkin	8	0	0	0	8
Frakkland	7	1	3	0	11
Holland	0	1	0	2	3
Japan	4	0	0	0	4
Stóra Bretland	5	0	0	0	5
Svíþjóð	0	1	0	0	1
Þýskaland	12	1	8	2	23
<b>Alls</b>	<b>36</b>	<b>4</b>	<b>11</b>	<b>4</b>	<b>55</b>

	Torfæruhjól	Alls
Bandaríkin	1	1
<b>Alls</b>	<b>1</b>	<b>1</b>

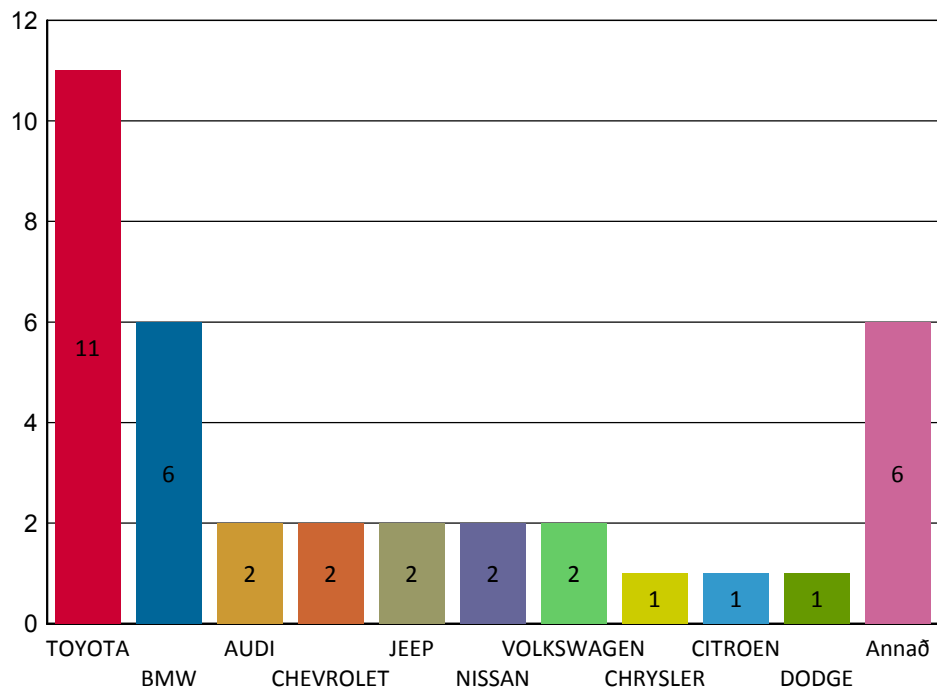
	Dráttarvélar	Eftirvagnar	Ferðavagnar	Alls
Frakkland	1	0	0	1
Óþekkt land	0	1	0	1
Þýskaland	1	2	1	4
<b>Alls</b>	<b>2</b>	<b>3</b>	<b>1</b>	<b>6</b>

## Nýskráning notaðra ökutækja - Topp 10 fólksbifreiðar

Tímabil: 1.1.2014 - 31.1.2014

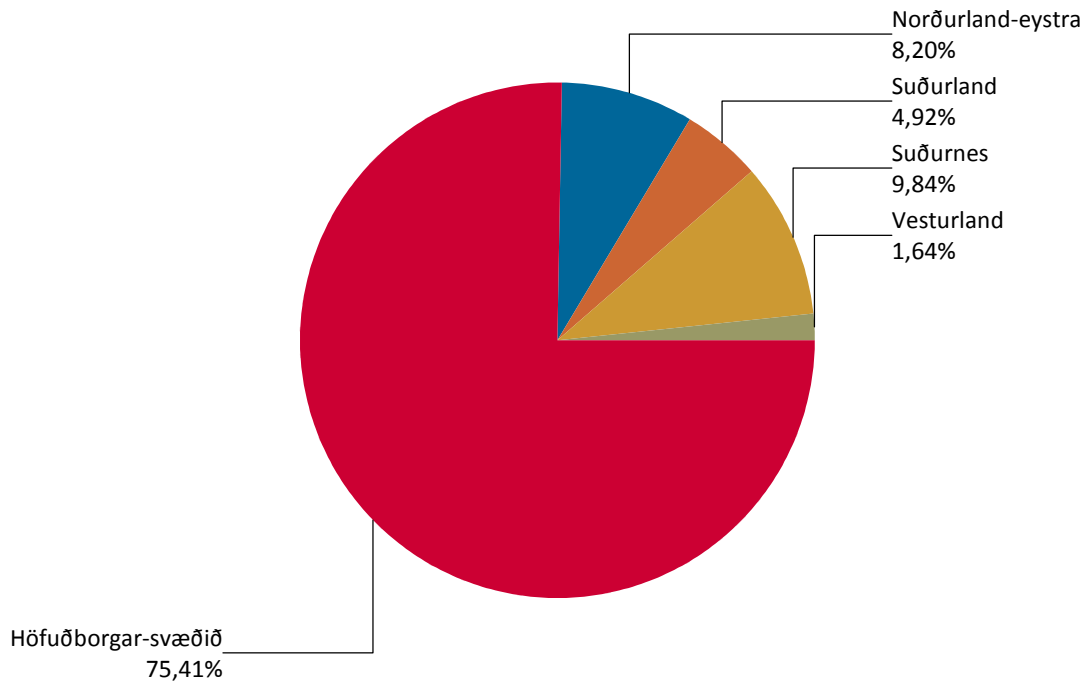
## Topp 10

Fólksbifreiðar	
TOYOTA	11
BMW	6
AUDI	2
CHEVROLET	2
JEEP	2
NISSAN	2
VOLKSWAGEN	2
CHRYSLER	1
CITROEN	1
DODGE	1



## Nýskráning notaðra ökutækja eftir landshlutum

Dagsetning: 1.1.2014 - 31.1.2014



	Höfuðborgar-svæðið	Suðurnes	Vesturland	Norðurland-eystra	Suðurland	Alls
Fólksbifreiðar	31	1	0	0	3	35
Hópbifreiðar	4	0	0	0	0	4
Sendibifreiðar	4	3	0	4	0	11
Vörubifreiðar	3	1	0	0	0	4
Torfæruhjól	1	0	0	0	0	1
Dráttarvélar	0	0	1	1	0	2
Eftirvagnar	2	1	0	0	0	3
Ferðavagnar	1	0	0	0	0	1
<b>Alls</b>	<b>46</b>	<b>6</b>	<b>1</b>	<b>5</b>	<b>3</b>	<b>61</b>

	Höfuðborgar-svæðið	Suðurnes	Vesturland	Norðurland-eystra	Suðurland	Alls
AUDI	2	0	0	0	0	2
BMW	5	0	0	0	0	5
CAN-AM	1	0	0	0	0	1
CHEVROLET	1	1	0	0	0	2
CHRYSLER	1	0	0	0	0	1
CITROEN	1	0	0	0	0	1
DODGE	0	0	0	0	1	1
FENDT	0	0	0	1	0	1
FORD	0	1	0	4	0	5
HOBBY	1	0	0	0	0	1
JEEP	2	0	0	0	0	2
KOEGEL	0	1	0	0	0	1
LAND ROVER	1	0	0	0	0	1
LEXUS	1	0	0	0	0	1
LINCOLN	1	0	0	0	0	1
MAN	1	0	0	0	0	1
MASSEY FERGUSON	0	0	1	0	0	1
MERCEDE-BENZ	1	0	0	0	0	1

	Höfuðborgar -svæðið	Suðurnes	Vesturland	Norðurland- eystra	Suðurland	Alls
MERCEDES BENZ	1	1	0	0	0	2
MERCEDES-BENZ	2	2	0	0	0	4
MOL	1	0	0	0	0	1
NISSAN	0	0	0	0	2	2
RENAULT	3	0	0	0	0	3
SCANIA	3	0	0	0	0	3
SCHMITZ GOTHA	1	0	0	0	0	1
TOYOTA	13	0	0	0	0	13
VDL	1	0	0	0	0	1
VOLKSWAGEN	2	0	0	0	0	2
<b>Alls</b>	<b>46</b>	<b>6</b>	<b>1</b>	<b>5</b>	<b>3</b>	<b>61</b>